

# Univ.-Prof. Dr. Wilhelm FOISSNER – 60 years: biographical sketch and bibliography\*

Erna AESCHT & Helmut BERGER

**Abstract:** Wilhelm FOISSNER, born in a village in Upper Austria on August 18, 1948, is an outstanding protistologist. After the basic schools he was an apprentice as a carpenter. In 1973 he obtained his A levels and began to study zoology and botany at the Salzburg University. In 1979 he finished his thesis about the hydrobiology of small water bodies in the Austrian Central Alps, with special regard to ciliates. In 1982 the jubilarian became a University lecturer (*Venia docendi*), and after five years he was Professor at the Salzburg University. In 2006 FOISSNER was elected as president of the International Society of Protozoologists. From 1967 until now Wilhelm FOISSNER wrote 623 publications dealing with protists, mainly with ciliates, namely one dissertation, 13 monographs, 39 book chapters, three guest editions, 348 journal articles (155 single authored; in 82 cases of multiauthored papers he is the principal author) published in 85 journals, seven reports and short communications, seven book reviews, and 205 abstracts. In total, his publications cover about 14,000 printed pages. 187 colleagues from all over the world are co-authors in FOISSNER's publications, demonstrating the high number of international relationships.

**Key words:** Biography, ciliates, guide, literature, monograph, protozoology, Salzburg University (Austria), testate amoebae.

## Contents

1 Introduction	15
2 Biographical sketch	16
2.1 Curriculum vitae	16
2.2 Mentors and guides	17
2.3 Lecturer	18
2.4 Relations to Linz	20
3 Breadth of contributions	20
3.1 Survey of main topics	20
3.2 Statistical evaluation of the bibliography	24
4 Chronological bibliography	26
4.1 Dissertation	26
4.2 Monographs	26
4.3 Book chapters	27
4.4 Guest editorships	28
4.5 Journal articles	28
4.6 Reports and short communications	39
4.7 Book reviews	39
4.8 Abstracts	39
5 Acknowledgements	46
6 References	46

## 1 Introduction

Wilhelm FOISSNER is not just a great protozoologist, he is a living legend. Everybody who deals with ciliates knows him (or has to know him) either from a conference – where he is usually present with up to 10 lectures and posters – or at least from the literature because more than 600(!) publications cannot be overlooked (chapter 4). CORLISS (1979) already recognised the authority of the jubilarian and therefore included a photograph of W. FOISSNER in his “guide” to important protozoologists. In 1992 CORLISS has appreciated FOISSNER as one of six “interfaces between taxonomy and ecology in modern studies on the protists”.

In the present paper no attempt will be made to chronicle his full life in any detail, but we provide a brief curriculum vitae of Wilhelm FOISSNER (for some more details see AESCHT 1994, 2003 and SPETA 1999a, b), a survey of his major research topics, and, as major part, a (likely almost) complete bibliography with a short statistical evaluation. A complete set of FOISSNER'S publications is continuously deposited by himself at the Salzburg University Library and at the Biology Centre of the Upper Austrian Museum in Linz, where it is recorded in-depth using a database. His journeys to all continents and some problems pertaining to the collection of soil samples are described and illustrated by photographs by his wife and co-worker of 20 publica-

\* This compilation is dedicated to Wilhelm FOISSNER, our mentor and friend, on the occasion of his 60<sup>th</sup> birthday. His insatiable curiosity about the natural wonders of the microscopic world has been formative and hopefully he achieves his proclaimed target to describe 1000 ciliate species.

tions Ilse FOISSNER (present issue). A nomenclatural and taxonomic compilation is given by BERGER & AL-RASHEID and a catalogue of his permanent slides, i.e. “type material” of ciliates (Ciliophora) and some further protists, at the Upper Austrian Museum in Linz by AESCHT, respectively in the present issue.

## 2 Biographical sketch

The most important dates of FOISSNER'S life are summarised in the following personal data sheet, supplemented by some photographs spanning a period of the last 20 years (Fig. 1–25):

### 2.1 Curriculum vitae

Wilhelm FOISSNER  
 Fachbereich Organismische Biologie  
 Paris-Lodron-Universität Salzburg  
 Hellbrunnerstraße 34  
 5020 Salzburg  
 Austria, Europe  
 Telefon: +43-(0)662-8044-5615  
 Fax: +43-(0)662-8044-5698  
 E-mail: Wilhelm.Foissner@sbg.ac.at

#### Personal data

Date of birth 18.08.1948  
 Parents Anton FOISSNER, railwayman,  
 and Maria FOISSNER, housewife  
 Place of birth Village of Wartberg ob der Aist,  
 Upper Austria  
 Marital status Wedded to Ilse FUCHS  
 Academic Title Univ.-Prof. Dr.

#### Education

1954–1962 Basic schools  
 1962–1967 Apprentice as a carpenter in the city of Linz, Upper Austria; finished with fellow degree  
 1967–1968 Compulsory military service  
 1973 Higher School Certificate (A Levels) as non-resident pupil  
 1973–1979 Study of zoology and botany at the University of Salzburg  
 1979 Doctorate to Dr. phil. (dissertation see chapter 3.1)  
 1982 Inaugural dissertation (Habilitation in German): Dr. phil. habil.

#### Professional life

1966–1974 Honorary scientist at the municipal Natural History Institute at Linz  
 1968–1973 Laboratory assistant in a medical laboratory  
 1974–1980 Teacher at medical schools in the hospital of the city of Linz; responsible for microscopy and photography  
 1980–1986 Assistant at the Institute for Zoology of the University of Salzburg (Fig. 1–4)  
 1987 Professor (Extraordinarius in German) of Zoology

at University of Salzburg

1987 Invitation to the University of Adelaide by the ABRS [Australian Biological Resources Study] (workshop on taxonomy of ciliates)  
 1991 Vice President of the International Society of Protozoologists  
 1996 President of the German Society of Protozoologists  
 1996 Visiting Professor at the University of Rio de Janeiro on invitation by Prof. Inácio Domingos da SILVA NETO. Workshop on staining and cultivation of ciliates  
 1998 Visiting Professor at the King Saud University in Riyadh, Saudi Arabia on invitation of Prof. Khaled A.S. AL-RASHEID. Lectures on biodiversity of protozoa  
 2001 Co-organizer of the XI<sup>th</sup> International Congress of Protozoology held in Salzburg  
 2005 Plenary speaker at the XII<sup>th</sup> International Congress of Protozoology  
 2006 Plenary speaker at the VII<sup>th</sup> Asian Conference on Ciliate Biology  
 2006 President of the International Society of Protistologists

#### Awards and honors (Fig. 5–8)

1980 Christian-Doppler-price for biology  
 1985 Sandoz-price for biology  
 1985 Tratz-price for scientific research in Salzburg  
 1992 Stiegl-price for water protection  
 1999 Cultural price of the Upper Austrian federal state government for scientific excellence  
 2003 Cultural medal of the Upper Austrian federal state government for a considerable donation to the Biology Centre in Linz


#### Memberships in boards of reviewers and editorial boards

1980 Invited author for the re-edition of KAHL'S Ciliata  
 1983 Board of reviewers “Archiv für Protistenkunde” and “Mikroskopie”  
 1984 Board of reviewers “The Journal of Protozoology”  
 1987 Board of reviewers “European Journal of Protistology”  
 1988 Co-editor of the international journal “Biology and Fertility of Soils”  
 1991 Board of reviewers “Acta Protozoologica”  
 1992 Co-editor of the “Archiv für Protistenkunde”  
 1993 Board of reviewers “Lauterbornia”  
 1994 Board of reviewers “Limnologica”  
 1996 Board of reviewers “The Journal of Eukaryotic Microbiology”  
 1999 Founder and chief editor of the “Protozoological Monographs”





3 SANKT GOLL



**Fig. 1-4:** Working situation in the 1980s. **1:** The working group of FOISSNER. Front: Hannes AUGUSTIN, Hubert BLATTERER, Wolfgang PETZ; Rear: Gabriele LÜFTENEGGER, FOISSNER, Erna AESCHT, Karin GSCHWIND, Igor OLEKSIV, a stipendiat from Lwow (Ukraine). **2:** Sampling during a limnological course in Bad Gastein 1985, to the left Hannes AUGUSTIN. **3:** Parody during a institutional party in 1989 drawn by Irene STADLER. **4:** At his table at home, where studies go on in the night. Photographs: Anonym (1); Hubert BLATTERER (2, 3); Jean DRAGESCO (3).

## 2.2 Mentors and guides

The germ of FOISSNER'S fascination of the microscopic world was posed by Florian ZEHETHOFER, the natural history teacher in the basic school. As soon as possible he bought his own microscope. From 1966 to 1976 he was a honorary co-worker of the natural history institute (Naturkundliche Station) of the municipality Linz and advised by the botanist Dr. Robert JAROSCH, who also attended the University of Salzburg) and the head of the station, Professor Dr. Hans GROHS. In this time FOISSNER recognized the publications on the silverline system of the Austrian amateur ciliatologist Bruno M. KLEIN (1891-1968), preparator in the Natural History Museum of Vienna (CORLISS 1969; AESCHT 2003), and started own researches. Unfortunately, they personal and by letter contacts have been restricted from 1966 to

1968, nonetheless FOISSNER can be considered as single scholar of KLEIN. In these years, FOISSNER got to know the botanist Univ.-Doz. Dr. Franz SPETA, curator of plant and invertebrate collections at the Upper Austrian Museum, who initiated his further education as non-resident pupil to reach the Higher School Certificate and animated the deposition of "type" material in the museum (for details see AESCHT, present issue; for further activities see chapter 2.3). Acting on a suggestion of the famous Austrian soil zoologist Univ.-Prof. DI Dr. Herbert FRANZ (1908-2002), FOISSNER began to study the terrestrial ciliates at the University of Salzburg in 1979. This engagement has further been motivated by the popular books of Raoul Heinrich FRANCÉ (1874-1943) and the Austrian soil zoologist Univ.-Prof. Dr. Wilhelm KÜHNELT (1905-1988). Some indications of





**Fig. 5-8:** Awards in the 1990s. **5, 6:** Local newspapers reported about the Stiegl-price for water protection in 1992. **7:** Josef PÜHRINGER, the head of the Upper Austrian federal state government presents the Cultural price on 19, October 1999. **8:** Celebration with Peter ASSMANN, director of the Upper Austrian Museum, and Angela ORTNER, Federal state parliament president, on occasion of the presentation of the Cultural medal on 1, December 2003. Photographs: Archive.



further guides can be taken from FOISSNER's biographical articles to Christian Gottfried EHRENBURG (1795–1876) in 1996 and Alfred KAHN (1877–1946) in 2004. Moreover, FOISSNER and co-workers dedicated 126 taxa to various persons for diverse support (BERGER & AL-RASHEID, present issue), which is not a matter of course.

Together with his wife Ilse, he founded the “Wilhelm and Ilse FOISSNER Stiftung” in 1987. The goal of this foundation is to promote German-speaking protozoologists outside of the academic research and to stimulate classical, morphology-oriented alpha-taxonomy. Four prizes of the foundation were awarded during the annual meetings of the German Society of Protozoologists to colleagues from Austria (Helmut BERGER), Germany (Josef DIECKMANN), Denmark (Hans Find LARSEN), and even China (Weibo SONG). The fact that it has become increasingly difficult to find suitable candidates for this price illustrates a shift in protistological research over the past three decades (WEISSE, present issue).


### 2.3 Lecturer

The training commences with a personal introduction to the different investigation and preparation methods, whereby special value was put on thorough li-

ving observations, detailed drawings, measuring and counting the characteristics often requiring many hours of concentration (all this is not as easy as it looks). Reading of the extensive and scattered original literature in diverse foreign languages posed problems to all students, whereby everybody was astonished by the excellent memory of FOISSNER to multitudinous details. The aim was not to discover new species, but to identify and redescribe existing taxa, quite often supplemented by time-consuming morphogenetic studies or electron microscopy of fine structural details. Severe discussions, word by word and sentence by sentence of the first (and later) manuscripts followed. Although nearly all students of “Willi” intended to become ecologists at the 1980s, everybody has become convinced that the knowledge of species – checked by an identification exam – and the developing and revising of preparation as well as sampling techniques are essential prerequisites for such a profession. Likewise, the force to publish results portion by portion in English before tackling the diploma or doctoral theses contributed to our becoming a clue what scientific works means.

Since 1980 Wilhelm FOISSNER predominantly cared for nine doctoral (Ph. D.) theses and six diploma (Magister in German) theses, in chronological order; some of





**Fig. 9–14:** Exhibition on the silverline system made by FOISSNER, supported by Hubert SCHIFFMANN, in the Upper Austrian Museum, Museumstraße 14 (formerly “Francisco-Carolinum”, now National Gallery), in 1974. The original plates have been rediscovered during the removal of the biological materials to the Biology Centre in 1993. Photographs: Jürgen PLASS.

them are recognisable in Figures 1–4: Helmut BERGER, Erna WIRNSBERGER [starting from 1988 Erna AESCHT], Gabriele LÜFTENEGGER, Wolfgang PETZ, Bruno GANNER, Hannes AUGUSTIN, Hubert BLATTERER (Mag. Dr.), Karin GSCHWIND, Aline BERTHOLD, Roland OBERSCHMIDLEIT-


NER, who performed his practical studies in Linz between 1995 and 1996, Andreas Rodolfo LEITNER and Uwe SCHIFTNER. As with the “Wilhelm and Ilse FOISSNER Stiftung”, it has become increasingly difficult to find suitable candidates for the intense training in taxonomy.



**Fig. 15:** Cover of the catalogue documenting the exhibition (Fig. 9–14) embracing 68 pages.

# Die Wimpertiere (Ciliata) und ihr Silberliniensystem

Das neuroformative System als Urstufe des Nervensystems in der Haut Einzelliger (Protozoa)



Ausstellung im OÖ. Landesmuseum  
Museumstraße 14

## 2.4 Relations to Linz

Apart from being born about 23 km apart from Linz, he has been inhabitant of the latter city between 1962 and 1973. For the Biology Centre of the Upper Austrian Museums, FOISSNER is one of the most important external co-workers since the contact with Univ.-Doz. Dr. Franz SPETA, between 1970 and 1974 as well as 1979 and 1981 provisionally custos of the invertebrate collection and from 1993 to March of 2003 divisional head of the biology section. Several exhibitions – in 1974 on the silverline system (Fig. 9–16), in 1986 on lichens, in 1988 the soil animals in the Bohemian forest region, in 1992 on freshwater ciliates in the river Traun, in 1996 on symphoriont ciliates on crustaceans and in 1994 on “The Protozoa – a hidden world” (Fig. 17–19), have been organised or in an enormous amount supplemented by FOISSNER’S contributions to the catalogue, pictorial material and as an opening speaker. As a private sponsor FOISSNER donated a considerable amount of money for construction measures to adapt a loft for the scientific collections of Bruno M. KLEIN (1891–1968), which was achieved in 1992, and his own in 2001. According to his desire, the extraordinary collection carries both of their names (Fig. 21, 22).

## 3 Breadth of contributions (Fig. 15, 18, 26–31)

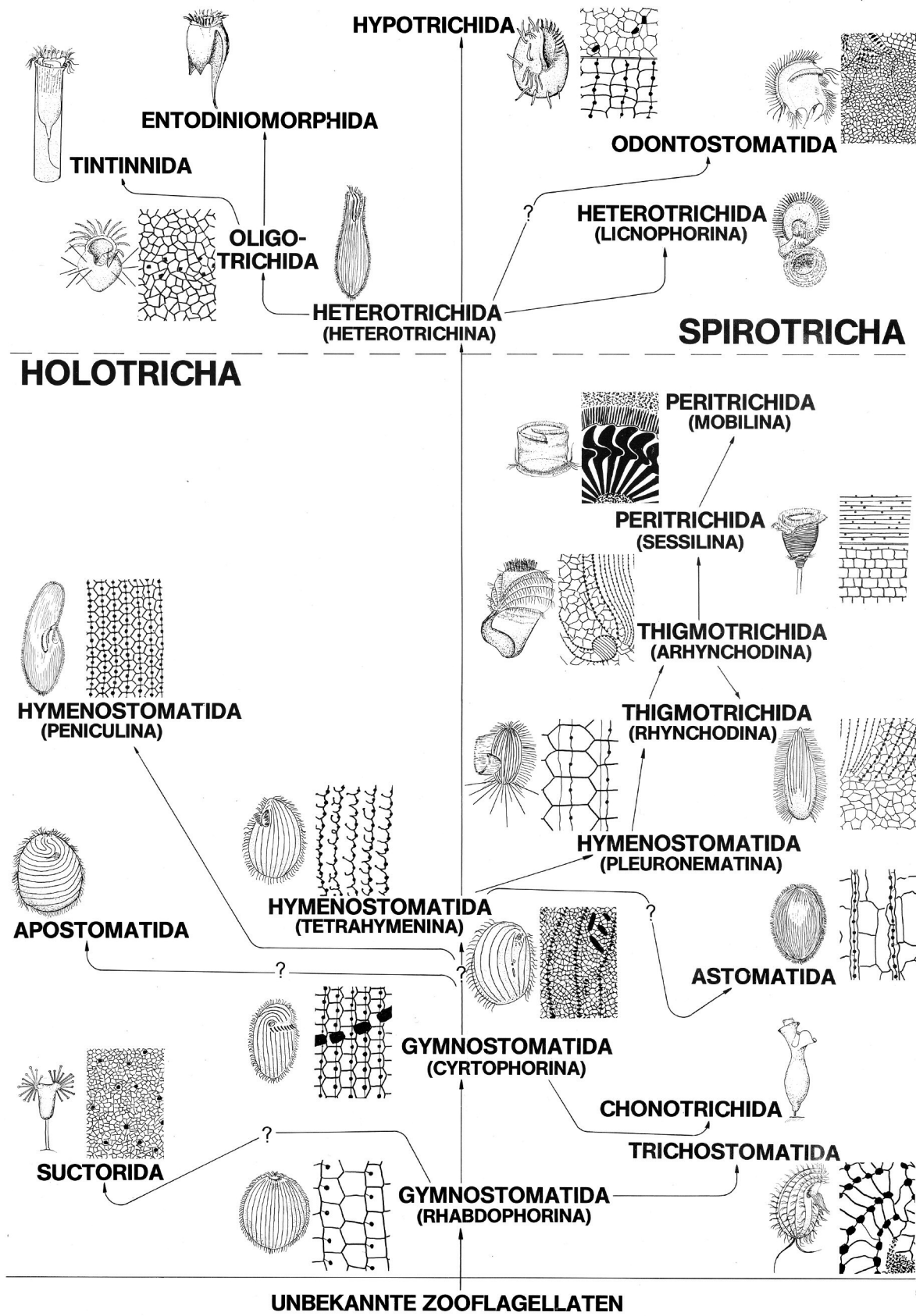
### 3.1 Survey of main topics

FOISSNER’S distinguished “amateur” (1967–1978) and scientific (since 1979) career spans over 30 years – and hopefully much longer. His publications (for statistics see below) may be classified into several diverse subfields of biology in general, the scheme of the classification depending on the interest of the person(s) doing it and/or the fineness of the subdivisions. Since FOISSNER is predominantly recognised as “species describer” of ciliates, some further main topics should be highlighted to put into perspective this unidirectional view. So, our classification represents a subjective, former student’s choice and a trial to survey the breath of contributions, which must not be in accordance with his own emphases. We classify the topics into seven categories arranged in the reverse awareness level (for ease of user only years are cited and co-workers are omitted):

- (1) Methodology
- (2) Theory
- (3) Ecology
- (4) History
- (5) Popular writings
- (6) Phylogeny
- (7) Taxonomy

**Methodological aspects** have been continuously considered to a great depth. FOISSNER has devoted more than 10 years and about 40 publications on largely **experimental(!)** studies of the silverline system (see chapter 4.5 1967–1981; Fig. 9–14) enlightning its reactions to various mechanical damages during interphase, physiological regeneration and division. Considered are not only ciliates, but also naked amoebae (1971), flagellates and sporozoans (1976, 1977). The nature and neuroid function of this structure was hotly debated at this time and further awaits investigation with new approaches.

Many projects of his students tested the **efficiency** of direct counting methods in estimating the numbers of microscopic organisms in soil, rivers and sewage treatment plants (1987, 1988, 1989, 1992, 1993) as well as effects of soil compaction, irrigation, pesticides and fertilisers (1979, 1981, 1985, 1986, 1989, 1993–1997) by experimental approaches (i.e. a completely randomised block design) and tried to develop a weighted coenotic index to characterise soil animal assemblages (1991, 1992). Cultural experiments on food selection and growth rate revealed the first evidence of autochthonous soil ciliates (1985). FOISSNER introduced the „non-flooded Petri dish“ method (1987, 1999) and further techniques for the **examination of organismal diversity** are continuously improved (1985, 1987, 1992, 2001). A

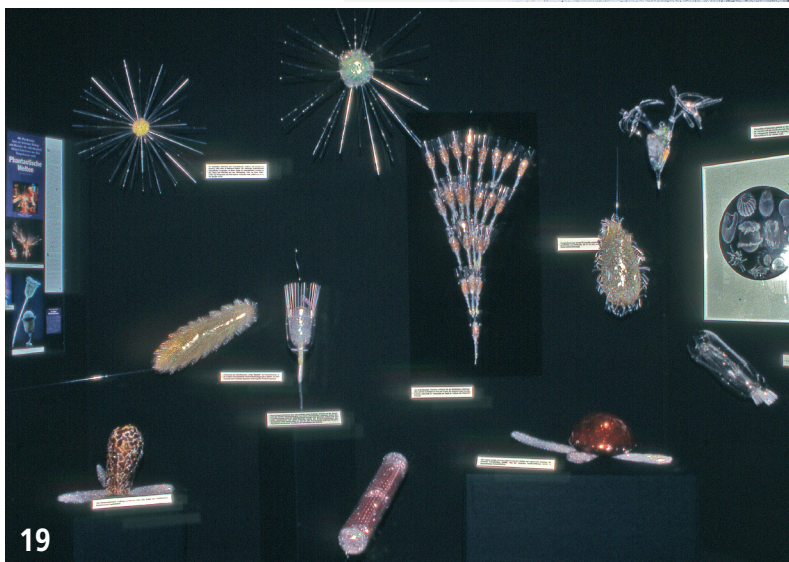
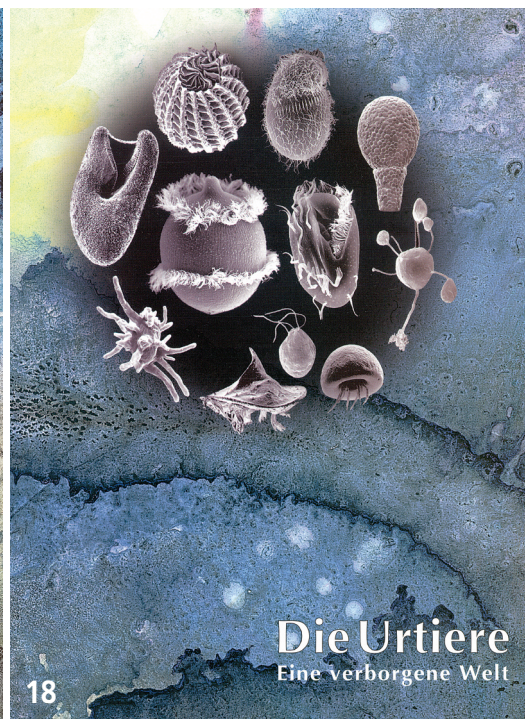



## HYPOTHETISCHER STAMMBAUM DER CILIATEN

Fig. 16: First hypothetical phylogenetic system of ciliates (cp. Fig. 13).



**Fig. 17–19:** The second exhibition in Biology Centre in 1994 was supported in many ways by FOISSNER, among others the motive of the poster (17) and the composition the scanning electron micrographs for the cover of the catalogue (18), the original of which is recognisable to the right among the models prepared by the Swiss teacher Pedro GALLIKER (19).



and particularly scanning electron microscopy of diverse protists have been developed to a high standard in Salzburg starting in 1975 (e.g. 1981 on tintinnids, 1984 on *Spiromonas*, 1985 on a haptorid, 1987 on cysts and generally the big revisions starting from 1993).

As a by-product of taxonomic research, FOISSNER had to unravel numerous **nomenclatural** problems and has set new standards in this unloved discipline (1987, 1988, 1997, 1998, 1999, 2000) cumulating at present in a general article on neotypification (2002).

The evaluation of **theoretical concepts** has focused on the r/k [reproductive versus capacity] continuum (1985), the phenomenon of ciliatostasis (1987–1989), the role of indicator species in freshwater (1982, 1986, 1988, 1989, 1991–1999, 2004) and of an autochthonous soil ciliate community (1985, 1987, 1988, 1989, 1991, 1993) including the discovery of mycophagy, a new feeding strategy (1986). Questions on the species concept, the use of subspecific (2001) and subgeneric category in ciliates and if conservation of protists is needed at all (2008) are also treated. FOISSNER is by no means a splitter, since new species are only classified as such when populations can be separated from their nearest relatives by at least one distinct (non-morphometric!) morphological character. On the contrary, rather than creating new names that so often add to nomenclatural confusion, the principle of redescribing existing taxa is followed until now.

The moderate endemism model proposed by FOISSNER in 1999 greatly enhanced the discussion on diversity, dispersal and geographic distribution of protist, be-

probability-based approach using large sample collectives (1997) and a statistical ACE (abundance-based coverage estimation) model (2006) was introduced to study the global soil ciliate diversity.

Some publications deal with modifications of **preparation** methods (1975, 1976, 1979, 1984) clearly demonstrating that modern taxonomical methods and features used to distinguish species are as complicated as modern ecological methods. Simultaneously the indispensability of live observation has been stressed and consequently that all species descriptions based exclusively on silver slides as incomplete and of doubtful value for both taxonomists and ecologists (1991, 1992). Basic microscopic methods are summarised in the classical paper of FOISSNER in 1991. Transmission





20

**Fig. 20–22:** Further relations to Linz. **20:** Water color created by Bruno Maria KLEIN on motives of the silverline system of diverse ciliate species, which is unfortunately undated, but housed in the Biology Centre and taken for the cover of the present Festschrift. **21:** The “opus magnum” on the Namibian ciliates covering 1459 pages in two issues was published in our monographic series. **22:** Honour board, made by our entomological preparator Roland ZARRE for entrance to the main residence of the FOISSNER-KLEIN-collection, which construction measures were generously supported financially by FOISSNER in 2001.



21

**W. FOISSNER, S. AGATHA & H. BERGER**  
Soil Ciliates (Protozoa, Ciliophora) from Namibia (Southwest Africa), with Emphasis on two Contrasting Environments, the Etosha Region and the Namib Desert

cause it suggests that most of the rare and cryptic protist species have not yet described and that about one third of the protists, described and undescribed, have a restricted distribution. Protist endemism is supposed to be caused by geo-historical events (e.g., split of Gondwana and Laurasia and of continents), climatic factors (e.g., wind and water currents, tropical vs. temperate temperature regime), ecological features (e.g., limited cyst viability), and their high age which provided sufficient time to acquire high diversity by colonization of even highly specialized habitats.

**Ecological investigations** include aut- as well as synecology. During the numerous compilations of saprobi-



22

onts, planktonic, moss and soil ciliate communities it became evident that the rarity of ecological papers with a reliable taxonomy is not caused, as is often maintained, by financial restrictions, but by the one-sided view of the project leaders, who are usually ecologists and often not really interested in the names of the organisms involved (1999). Thus, many faunistic and ecological results need to be reinterpreted. Fossilised protists (2001, 2005), e.g. from triassic amber (1999) and strange habitats have been detected as niches for protists, e.g. groundwater (1996), tank bromeliads (2003). Drawbacks have also been shown, e.g. that further progress on ciliate diversity and ecology in rain forest soils (1997) will depend on studying fresh material and on the development of appropriate isolation and culture methods.

**Historical aspects** are not only announced in re-discovering 550 forgotten protist species described by Abbé E. DUMAS (1995), the biographical articles on





**Fig. 23–25:** Official appearances. **23:** 2005 on the International Congress on Protozoology in Guangzhou, China; from right to left: FOISSNER, Denis LYNN, Sabine AGATHA. **24:** With Professor Horst ASPÖCK on the first public symposium on occasion of the foundation of the Network of Biological Systematics Austria (NOBIS Austria) in the Castle Museum Linz on 14, December 2007. **25:** Presentation of a new “flagship” ciliate from the Niger floodplain during the annual meeting of the German Society of Protozoologist near Berlin in 2006. Photographs: Hubert BLATTERER (**23, 25**); Fritz Gusenleitner (**24**).

Christian Gottfried EHRENBURG (1996) and Alfred KAHL (2004), but also in the compilations of soil flagellates (1991), soil and moss ciliates (1997, 1998; 2002), the famous series of the “Blue Ciliate Atlas (1991, 1992, 1994, 1995), revision of planktonic ciliates (1999) and the profound, monumental profusely illustrated taxonomic revisions of diverse ciliate groups (1991–1999, 2007). Since these volumes compile the almost complete morphologic, faunistic and ecologic literature distributed in many thousands small papers before, they are enforcedly an invaluable source for the history of ciliatology.

**Popular** papers with reports of ongoing research for a broader audience have already been indicated in FOISSNER’S relations to Linz (chapter 2.3) and are more numerous in German (1989, 1991, 1992, 1994, 1997, 1999, 2002, 2003) than in English language (1993, 2002, 2004).


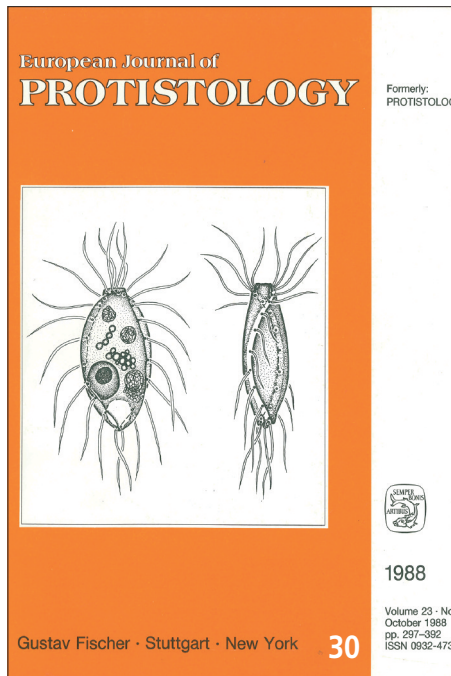

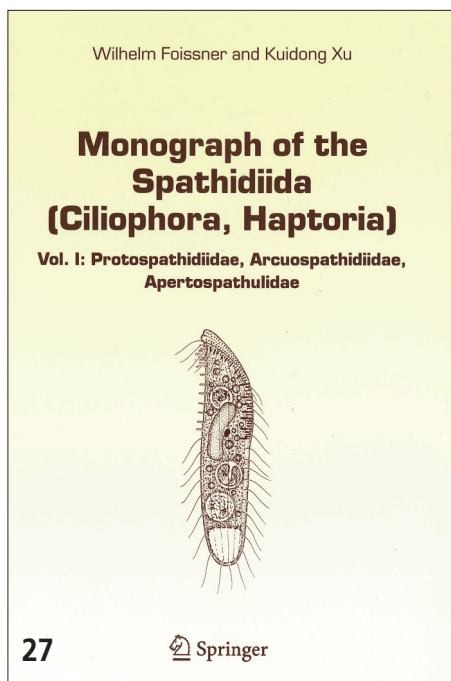

**Phylogenetical** considerations have come along with studies on the silverline system since 1974 (Fig. 16) and the detailed morphogenetic (1986, 1999, 2004, 2005), where HENNIG’S apomorphies were applied first, and partially ultrastructural investigations (1985, 1991) as well as the combination of morphological and small subunit rRNA gene sequences (1999, 2001, 2005–2008).

The intention behind the **taxonomic** monographs on diverse groups of ciliates was to set a new standard in species revisions (1993, 2007). Synonymy is not only mentioned (as is unfortunately usual) but also discussed; nomenclatural problems are solved according to the „International Code of Zoological Nomenclature“; detailed descriptions of all species and synonyms are provided, including ecological and faunistic data (where else should the faunistic literature, most of which is usually ignored, be considered?); almost all published drawings on the species covered are included, resulting in several thousand figures. In short, the exhaustive treatments should enable the user to determine species without having to refer back to the original literature. Hopefully, they help to increase the low number of protistologists interested in taxonomy. Several papers refer to the description of non-ciliate protists, mainly testate amoebae (1987, 1988, 1991, 1994, 1995, 2001, 2005), some fungi (1986) and a microsporidian (1995), and last but not least the phylum Hemimastigophora (1988, 1993).

### 3.2 Statistical evaluation of the bibliography

Wilhelm FOISSNER’S list of publications is very long (chapter 4). It comprises 623 entries, namely, the voluminous dissertation, 13 monographs, 39 book chapters, three guest editorships, 348 journal articles (155 single authored; in 82 cases of multiauthored papers he is the principle author), seven reports and short communications, (at least) seven book reviews, and 205 abstracts. The 348 articles have been published in 85 journals documenting the wide spectrum of research covered by Foissner and co-workers (biogeography, ecology, faunistics, limnology, molecular biology, nomenclature, sapro-



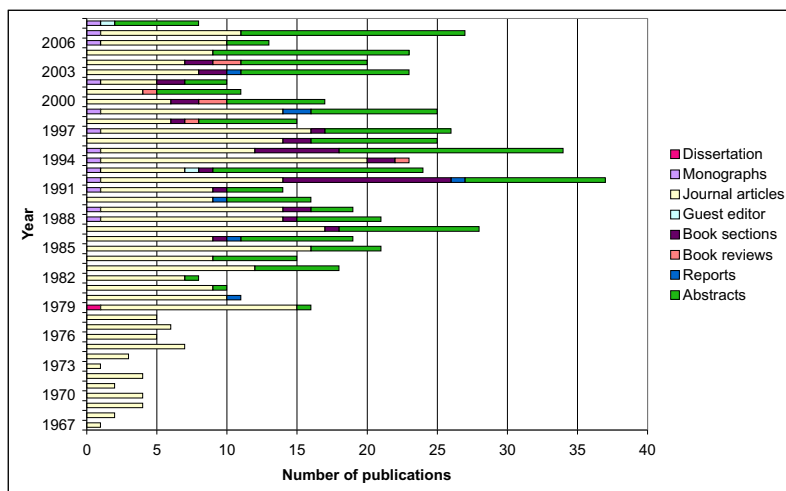


**Fig. 26–31:** Important revisions (26–29), discovery of a new phylum (30) and a monographic series founded by FOISSNER (31) represented by their cover pages.

biology, soil biology, systematics, ultrastructure). 172 contributions have been written in German, 254 in English and two in French, likely translated by his wife Ilse (excluding the abstracts and reports). In total, his publications cover more than 14,000 printed pages, an almost unbelievable value demonstrating FOISSNER's performance very impressively. The number of publications published per year varies rather distinctly (Fig. 32). His "most productive" years, in terms of number of publications, are 1987 (28 publications), 1995 (34), and

1992 (37). However, it is remarkable that FOISSNER already has published 50 papers, when he finished his doctoral thesis in 1979 and 82, when he became a University lecturer in 1982.

187 colleagues from all over the world are co-authors in FOISSNER's publications, documenting the high number of international relationships with other research institutions. In alphabetical order, these are ACHTERBERG C. VAN, ADAM H., AESCHT E. (= WIRNSBERGER E.), AGATHA S., AL-RASHEID K.A.S., AMMER-



**Fig. 32:** Publications released by Wilhelm FOISSNER and co-workers from 1967 until now. Note that the values for 2008 are incomplete.

MANN D., AUGUSTIN H., BARDELE C.F., BAUER R., BAUMGARTNER M., BECARES E., BERGER H., BERNATSKY G., BERNHARD D., BERTHOLD A., BICK H., BLANTON R.L., BLATTERER H., BOENIGK J., BONACCORSO E., BRENDLE K., BRON A., BROZEK S., BRUCKNER A., BRUEMMER F., BUCHGRABER K., BURKL G., BYERN J. VON, CHAO A., CHATZINOTAS A., COLEMAN D., CORDEIRO T., CORLISS J.O., COSTAS B., COTTERILL F.P.D., CYRAN N., CZAPIK A., DARBYSHIRE J.F., DASTYCH H., DETCHEVA R., DIDIER P., DÖRFELT H., DRAGESCO J., DUNTHORN M., DYAL P., EICKER A., EIGNER P., EPPINGER M., FOISSNER I., FRANZ H., FRIED J., FUNKE W., GÄCHTER E., GANNER B., GELTZER J.G., GRIFFIN A., GSCHWIND K., GUINEA A., HACKL E., HACKSTEIN J.H.P., HASELWANDTNER K., HASLAUER J., HAUNSCHMID R., HAUSMANN K., HEATWOLE H., HEHN M., HENSCHEL T., HERZOG E., HOFFMAN G.L., JÜRGENS K., KAGE C., KAGE M., KATZ L.-A., KLEPAL W., KOHMANN F., KOPESZKI H., KORGANOVA G.A., KRAINER K.-H., KRAUTGARTNER W.D., KREUTZ M., KRIENITZ L., KUHLMANN S., KUSUOKA Y., LAIBL J., LEE J.J., LEHLE E., LEI Y.-L., LEIPE D.D., LEITNER, A.P., LEWIS SMITH R.I., LI P.C., LOBBAN C.S., LOSERT A., LÜFTENEGGER G., LYNN D.H., MÜLLER H., MARTÍN-CERECEDA M., MAYER E., MCMANUS G.B., MEISTERFELD R., MILASOWSKY N., MILLER W.R., MITCHELL A.J., MOOG O., MOON-VAN DER STAAY S.-Y., MOSER B., MULISCH M., MUSCH E., MYLNIKOV A.P., NOVARINO G., O'DONOGHUE P.J., OERTEL A., OLEKSIV I., OPITZ H., OPPELT A., OTT J.A., ÖZBEK S., PAOLETTI M.G., PAWLOWSKI J., PEER T., PETZ W., PEUKERT B., PFEFFER M., PFISTER G., PICHLER M., PIROG K., POCHON X., PRATT J.R., PRESCOTT, D.M., PUM M., PUYTORAC P. DE, QUERNER P., RIEDER N., RUCH B., RYAN P.G., RYDLOW M., SCHÄFER U., SCHÖNBORN W., SCHAUMBURG J., SCHEFFEL U., SCHEFTER M., SCHIFFMANN H., SCHIFTNER U., SCHILLER W., SCHLEGEL M., SCHMIDT H., SCHUBERT G., SCHWEIK-

ERT M., SESSITSCH A., SHEN Y., SHIELDS G., SHIMANO S., SIMONSBERGER P., SIMPSON A.G.B., SKOGSTAD A., SNOEYENBOS-WEST O.L.O., SONG W., SONNTAG B., STADLER P., STARLINGER F., STECHMANN A., STEINER E., STETTER K.O., STOECK T., STRÜDER-KYPKE M., TESAROVA P., THOMPSON G., UNTERWEGER A., VAN DER STAAY G.W.M., VD'A NY P., VOSS H.-J., WÖFL S., WAITZBAUER W., WANNER M., WATKINS B.P., WEBER F., WEISSE T., WENZEL F., WIACKOWSKI K., WILBERT N., WODARZ D., WRIGHT A.-D.G., WURTH C., XU K., YEATES G.W., ZANKL A., ZECHMEISTER-BOLTENSTERN S.

## 4 Chronological bibliography

### 4.1 Dissertation

FOISSNER W. (1979): Hydrobiologische Studien an Kleingewässern in den Hohen Tauern, mit besonderer Berücksichtigung der Ciliaten (Protozoa, Ciliophora) I. Chemisch-physikalische Untersuchungen und Ökologie der Ciliaten. Dissertation Universität Salzburg. 175 pp.

FOISSNER W. (1979): Hydrobiologische Studien an Kleingewässern in den Hohen Tauern, mit besonderer Berücksichtigung der Ciliaten (Protozoa, Ciliophora) II. Taxonomie und Systematik der Ciliaten. Dissertation Universität Salzburg. 410 pp.

### 4.2 Monographs

FOISSNER W. & FOISSNER I. (1988): Stamm Ciliophora. — *Catalogus Faunae Austriae* **1c**: 1–147.

AESCHT E. & FOISSNER W. (1989): Stamm: Rhizopoda (U.-Kl. Testacealobosia, Testaceafilosia). — *Catalogus Faunae Austriae* **1a**: 1–79.

FOISSNER W., BLATTERER H., BERGER H. & KOHMANN F. (1991): Taxonomische und ökologische Revision der Ciliaten des Saprobiensystems – Band I: Cyrtophorida, Oligotrichida, Hypotrichia, Colpodea. — *Informationsberichte des Bayer. Landesamtes für Wasserwirtschaft* **1/91**: 1–478.

FOISSNER W., BERGER H. & KOHMANN F. (1992): Taxonomische und ökologische Revision der Ciliaten des Saprobiensystems – Band II: Peritrichia, Heterotrichida, Odontostomatida. — *Informationsberichte des Bayer. Landesamtes für Wasserwirtschaft* **5/92**: 1–502.

FOISSNER W. (1993): Colpodea. — *Protozoenfauna* **4/1**: i–x, 1–798.

FOISSNER W., BERGER H. & KOHMANN F. (1994): Taxonomische und ökologische Revision der Ciliaten des Saprobiensystems – Band III: Hymenostomata, Prostomatida, Nassulida. — *Informationsberichte des Bayer. Landesamtes für Wasserwirtschaft* **1/94**: 1–548.

FOISSNER W., BERGER H., BLATTERER H. & KOHMANN F. (1995): Taxonomische und ökologische Revision der Ciliaten des Saprobiensystems – Band IV: Gymnostomatea, *Loxodes*, Suctoria. — *Informationsberichte des Bayer. Landesamtes für Wasserwirtschaft* **1/95**: 1–540.

BERGER H., FOISSNER W. & KOHMANN F. (1997): Bestimmung und Ökologie der Mikrosaprobien nach DIN 38410. — Fischer Verl., Stuttgart, Jena, Lübeck, Ulm: I–X, 1–291.

FOISSNER W., BERGER H. & SCHAUMBURG J. (1999): Identification and ecology of limnetic plankton ciliates. — *Informationsberichte des Bayer. Landesamtes für Wasserwirtschaft* **3/99**: 1–793.

- FOISSNER W., AGATHA S. & BERGER H. (2002): Soil ciliates (Protozoa, Ciliophora) from Namibia (Southwest Africa), with emphasis on two contrasting environments, the Etosha region and the Namib desert. — *Denisia* **5**: 1–1459.
- KREUTZ M. & FOISSNER W. (2006): The *Sphagnum* ponds of Simmelried in Germany: a biodiversity hot-spot for microscopic organisms. — *Protozoological Monographs* **3**: 1–267.
- FOISSNER W. & XU K. (2007): Monograph of the Spathidiida (Ciliophora, Haptoria). Vol. I: Protospathidiidae, Arcuospathidiidae, Apertospathulidae. — *Monogr. Biologicae* **81**: i–x, 1–485.
- FOISSNER W. & XU K. (2008): Monograph of the Spathidiida (Ciliophora, Haptoria). Vol. II: Spathidiidae and Pharyngospathulidae. — *Monogr. Biologicae*: in preparation.
- ### 4.3 Book chapters
- FOISSNER W. (1986): Wimpertiere (Protozoa: Ciliophora) in Flechten. — *Kataloge des OÖ. Landesmuseums N. F.* **5**: 43–46.
- RYDLO M. & FOISSNER W. (1987): Beitrag zur Taxonomie und Therapie von *Chilodonella cyprini* und *C. hexasticha*. — In: Deutsche Veterinärmedizinische Gesellschaft e.V. (Ed.): Tagung der Fachgruppe "Fischkrankheiten" (München, 28./29. Oktober 1986). Deutsche Veterinärmedizinische Gesellschaft e.V., Giessen/Lahn: 173–184.
- PETZ W., WIRNSBERGER E. & FOISSNER W. (1988): Die Kleintiere in den Fichtenwaldböden des Oberen Mühlviertels. Leicht zu übersehen, aber sehr wichtig. — In: Land Oberösterreich (Ed.): Das Mühlviertel. Natur, Kultur, Leben (Beiträge). Wimmer-Druck, Linz: 77–88, Farbtafel 8.
- FOISSNER W. (1989): Bodenzologische Untersuchungen an ökologisch und konventionell bewirtschafteten Acker- und Grünlandflächen. — In: *Academia Cosmologica Nova* (Ed.): Ökosysteme in der Wald- und Gebirgsregion. Mensch und Weltraum, München: 166–176.
- LÜFTENEGGER G. & FOISSNER W. (1989): Bodenzologische Untersuchungen. — In: KASPEROWSKI E. & FRANK E. (Ed.): Boden- und Vegetationsuntersuchungen im Bereich der Scheitelstrecke der Tauernautobahn. Umweltbundesamt Wien, Monographie **15**: 88–93.
- FOISSNER W. (1991): Diversity and ecology of soil flagellates. — In: PATTERSON D.J. & LARSEN J. (Ed.): The biology of free-living heterotrophic flagellates. The Systematic Association (Clarendon Press, Oxford) Special Volume **54**: 93–112.
- AESCHT E. & FOISSNER W. (1992): Enumerating soil testate amoebae by direct counting. — In: LEE J.J. & SOLDI A.T. (Ed.): *Protocols in Protozoology*. Allen Press, Lawrence: B-6.1–B-6.4.
- AESCHT E. & FOISSNER W. (1992): Enumerating active soil ciliates by direct counting. — In: LEE J.J. & SOLDI A.T. (Ed.): *Protocols in Protozoology*. Allen Press, Lawrence: B-7.1–B-7.4.
- AUGUSTIN H. & FOISSNER W. (1992): Enumeration of protists and small metazoans in activated sludge. — In: LEE J.J. & SOLDI A.T. (Ed.): *Protocols in Protozoology*. Allen Press, Lawrence: B-8.1–B-8.2.
- FOISSNER W. (1992): Estimating the species richness of soil protozoa using the "non-flooded petri dish method". — In: LEE J.J. & SOLDI A.T. (Ed.): *Protocols in Protozoology*. Allen Press, Lawrence: B-10.1–10.2.
- FOISSNER W. (1992): Supravital staining with methyl green-pyronin. — In: LEE J.J. & SOLDI A.T. (Ed.): *Protocols in Protozoology*. Allen Press, Lawrence: C-9.1–C-9.2.
- FOISSNER W. (1992): The "dry" silver nitrate method. — In: LEE J.J. & SOLDI A.T. (Ed.): *Protocols in Protozoology*. Allen Press, Lawrence: C-11.1–C-11.4.
- FOISSNER W. (1992): Observing living ciliates. — In: LEE J.J. & SOLDI A.T. (Ed.): *Protocols in Protozoology*. Allen Press, Lawrence: C-10.1–C-10.2.
- FOISSNER W. (1992): Preparation of samples for scanning electron microscopy. — In: LEE J.J. & SOLDI A.T. (Ed.): *Protocols in Protozoology*. Allen Press, Lawrence: C-20.1–C-20.5.
- FOISSNER W. (1992): The silver carbonate methods. — In: LEE J.J. & SOLDI A.T. (Ed.): *Protocols in Protozoology*. Allen Press, Lawrence: C-7.1–C-7.4.
- FOISSNER W. (1992): Protargol methods. — In: LEE J.J. & SOLDI A.T. (Ed.): *Protocols in Protozoology*. Allen Press, Lawrence: C-6.1–C-6.8.
- FOISSNER W. (1992): Evaluating water quality using protozoa and saprobity indexes. — In: LEE J.J. & SOLDI A.T. (Ed.): *Protocols in Protozoology*. Allen Press, Lawrence: B-11.1–B-11.20.
- FOISSNER W. (1992): The "wet" silver nitrate methods. — In: LEE J.J. & SOLDI A.T. (Ed.): *Protocols in Protozoology*. Allen Press, Lawrence: C-8.1–C-8.5.
- FOISSNER W. (1993): Mikrofauna. — In: SCHINNER F., ÖHLINGER R., KANDELER E. & MARGESIN R. (Ed.): *Bodenbiologische Arbeitsmethoden*. 2. Aufl. Springer Verlag, Berlin, Heidelberg: 289–311.
- FOISSNER W. (1994): Soil protozoa as bioindicators in ecosystems under human influence. — In: DARBYSHIRE J. F. (Ed.): *Soil Protozoa*. CAB International, Wallingford, Oxon: 147–193.
- FOISSNER W. (1994): Die Ciliaten der astatischen Gewässer und des Bodens. — In: HAUSMANN K. & KREMER B.P. (Ed.): *Extremophile. Mikroorganismen in ausgefallenen Lebensräumen*. VCH Verlag, Weinheim: 195–208.
- AESCHT E. & FOISSNER W. (1995): Microfauna. — In: SCHINNER F., ÖHLINGER R., KANDELER E. & MARGESIN R. (Ed.): *Methods in Soil Biology*. 2. Aufl. Springer Verlag, Berlin, Heidelberg: 316–337.
- FOISSNER W. (1995): Ciliaten des Bodens. — In: RÖTTGER R. (Ed.): *Biologie der Protozoen. Ein Praktikum zur Vielfalt der Formen und Lebensräume der Einzeller*. Fischer Verlag, Stuttgart, Jena, New York: 176–185.
- FOISSNER W. (1995): Ciliate phylogeny inferred from ontogeny. — In: BRUGEROLLE G. & MIGNOT J.-P. (Ed.): *Protistological actualities. Proc. Europ. Congr. Protistol.* **2** (Clermont-Ferrand): 114–116, 123–127.
- FOISSNER W., WANNER M., AESCHT E., DARBYSHIRE J.F., GELTZER J.G. & MEISTERFELD R. (1995): Protozoa of soil. — In: BRUGEROLLE G. & MIGNOT J.-P. (Ed.): *Protistological actualities. Proc. Europ. Congr. Protistol.* **2** (Clermont-Ferrand): 128–135.
- FOISSNER W., BERGER H., BLATTERER H. & KOHMANN F. (1995): Teil II Protozoa: Ciliophora. — In: MOOG O. (Ed.): *Fauna Aquatica Austriaca, Lieferung Mai/95. Wasserwirtschaftskataster, Bundesministerium für Land- und Forstwirtschaft, Wien*: 1–45.
- FOISSNER W., BERGER H., BLATTERER H. & KOHMANN F. (1995): Part II Protozoa: Ciliophora. — In: MOOG O. (Ed.): *Fauna Aquatica Austriaca, Lieferung Mai/95. Wasserwirtschaftskataster, Bundesministerium für Land- und Forstwirtschaft, Wien*: 1–45.
- FOISSNER W. (1996): How to become an unforgettable taxonomist: Christian Gottfried EHRENBURG (1795–1876) re-evaluated. — In: SCHLEGEL M. & HAUSMANN K. (Ed.): *Christian*



Gottfried EHRENBERG-Festschrift. Leipziger Universitätsverlag, Leipzig: 47–50.

- FOISSNER W. (1996): Ontogenesis in ciliated protozoa, with emphasis on stomatogenesis. — In: HAUSMANN K. & BRADBURY P.C. (Ed.): *Ciliates. Cells as organisms*. Fischer Verlag, Stuttgart, Jena, Lübeck, Ulm: 95–177.
- FOISSNER W. (1997): Unter unseren Füßen – Bodenleben im Mikroskop. — In: SCHRUTKA R. & WIMMER F.X. (Ed.): *Natur im Aufwind: Der Nationalpark in den oberösterreichischen Kalkalpen*. Landesverlag, Linz: 94–101.
- FOISSNER W. (1998): The karyorelictids (Protozoa, Ciliophora), a unique and enigmatic assemblage of marine, interstitial ciliates: a review emphasizing ciliary patterns and evolution. — In: COOMBS G.H., VICKERMAN K., SLEIGH M.A. & WARREN A. (Ed.): *Evolutionary relationships among protozoa*. Chapman & Hall, London: 305–325.
- FOISSNER W. (2000): *Steinia sphagnicola*, ein neues Urtierchen (Einzeller, Wimperntiere) aus dem Koppler Moor. — In: Gemeinde Koppl (Ed.): *Heimat Koppl: Chronik der Gemeinde*. Eigenverlag: 54–55.
- FOISSNER W. & FOISSNER I. (2000): Hemimastigophora. — In: LEE J.J., LEEDALE G.F. & BRADBURY P. (Ed.): *An Illustrated Guide to the Protozoa. Second Edition. Organisms traditionally referred to as protozoa, or newly discovered groups. Volume II*. Allen Press, Lawrence: 1185–1186 (published in 2002).
- FOISSNER W. (2002): *Stentor*. — *Encyclopedia of Life Sciences*, Macmillan Publisher: 561–566.
- FOISSNER W. (2002): Klein, aber oho! Einzeller sind Überlebenskünstler in vielen Lebenslagen. Taxonomie, Systematik und Ontogenese der Einzeller (Protozoen). — In: BECK E. (Ed.): *Faszination Lebenswissenschaft*. Wiley-VCH Verlag, Weinheim: 125–129.
- BERGER H. & FOISSNER W. (2003): Illustrated guide and ecological notes to ciliate indicator species (Protozoa, Ciliophora) in running waters, lakes, and sewage plants. — *Handbuch Angewandte Limnologie* 17. Erg.Lfg. **III-2.1**: 1–160.
- SHIELDS G. & FOISSNER W. (2003): Diverse perspectives on the protozoan – metazoan transition. — In: LEGAKIS A., SFENTHOURAKIS S., POLYMERI R. & THESSALOU-LEGAKI M. (Ed.): *The new panorama of animal evolution: Proceedings XVIII International Congress of Zoology*. Pensoft, Sofia and Moscow: 243–246.
- FOISSNER W. (2004): Protozoa. — In: HILLEL D., ROSENZWEIG C., POWLSON D.D., SCOW K.M., SINGER M.J., SPARKS D.L., HATFIELD J. (Ed.): *Encyclopedia of soils in the environment* (Elsevier) **3**: 336–347.
- FOISSNER W. (2004): Protozoa as bioindicators in running waters. — In: *Regierung von Schwaben & Deutsche Gesellschaft für Limnologie e.V. (Ed.): Biologische Gewässeruntersuchung und Bewertung; Taxonomie und Qualitätssicherung. Symposium zur Feier des 70. Geburtstages von Dr. Erik Mauch am 6. Oktober 2005 in Augsburg*: 6–10.

#### 4.4 Guest editorships

- PAOLETTI M.G., FOISSNER W. & COLEMAN D. (Ed.) (1993): *Soil biota, nutrient cycling, and farming systems*. — Lewis Publ., Boca Raton, Ann Arbor, London, Tokyo: 1–314.
- FOISSNER W. (Ed.) (2008): *Protist diversity and geographic distribution*. — *Biodiversity and Conservation* **17**: A1–A8, 235–443.

#### 4.5 Journal articles

- FOISSNER W. (1967): Wimpertiere im Silberpräparat. Ein „trockenes“ Verfahren zur Darstellung des Silberliniensystems. — *Mikrokosmos* **56**: 122–126.
- FOISSNER W. (1968): Die Ausstoßung und Regeneration der Schleuderorganellen bei Ciliaten, beobachtet am Silberlinien- oder neuroformativen System. — *MittBl. mikrograph. Ges. Wien* **1968**: 30–39.
- FOISSNER W. (1968): Schäden am Silberlinien-System der Wimpertiere. Das „neuroformative“ System reagiert empfindlich. — *Mikrokosmos* **57**: 364–370.
- FOISSNER W. (1969): Reaktionen des Silberliniensystems der Ciliaten auf mechanische Insulte I. Teil. — *Protoplasma* **68**: 23–45.
- FOISSNER W. (1969): Reaktionen des Silberliniensystems der Ciliaten auf mechanische Insulte II. Teil. — *Protoplasma* **68**: 433–456.
- FOISSNER W. (1969): Reaktionen des Silberliniensystems der Ciliaten auf mechanische Schädigungen. Veränderungen im Feinbau der Silberlinien. — *MittBl. mikrograph. Ges. Wien* **1969**: 37–45.
- FOISSNER W. (1969): Eine neue Art aus der Gattung *Colpidium* (STEIN, 1860): *Colpidium kleini* sp. n. (Hymenostomatida, Tetrahymenidae). — *Acta Protozool.* **7**: 17–23.
- FOISSNER W. (1970): Spontane Teilungsmißbildungen bei *Colpidium kleinii* (Ciliata, Holotricha). — *Arch. Protistenk.* **112**: 99–105.
- FOISSNER W. (1970): Silberliniensystem und Formbildung. Experimente mit dem Wimpertier *Colpidium*. — *Mikrokosmos* **59**: 52–57.
- FOISSNER W. (1970): Corticale Morphogenese bei *Colpidium kleini* (Ciliata, Holotricha). — *Acta Protozool.* **8**: 129–142.
- FOISSNER W. (1970): The physiological regeneration (reorganization) of the oral apparatus in the *Colpidium kleini* (Ciliata, Tetrahymenidae). — *Acta biol. hung.* **21**: 355–367.
- FOISSNER W. (1971): Das Silberliniensystem von *Uronema parduczi* sp. n. (Ciliata, Hymenostomatida, Uronematidae). — *Arch. Protistenk.* **113**: 34–50.
- FOISSNER W. (1971): Ein argyrophiles Fibrillensystem bei *Amoeba villosa* (WALLICH). — *Protoplasma* **72**: 191–201.
- FOISSNER W. (1972): Das Silberliniensystem von *Placus luciae* (KAHL 1926) (Ciliata, Enchelyidae). — *Arch. Protistenk.* **114**: 83–95.
- FOISSNER W. (1972): The cytophyge of ciliata I. Its function, regeneration and morphogenesis in *Uronema parduczi*. — *Acta biol. hung.* **23**: 161–174.
- FOISSNER W. (1972): The cytophyge of ciliata II. Microphotographical documentation of the defecation in *Prorodon teres*. — *Acta biol. hung.* **23**: 353–362.
- FOISSNER W. (1972): The cytophyge of ciliata III. Microphotographical documentation of the defecation in *Blepharisma ovata*. — *Acta biol. hung.* **23**: 403–406.
- FOISSNER W. (1973): Lokale formative Veränderungen der Basalfibrillen in einer Kultur von *Colpidium kleini* (Protozoa). — *Mikroskopie* **29**: 179–186.
- FOISSNER W. (1974): Die Wimpertiere (Ciliata) und ihr Silberliniensystem. Das neuroformative System als Urstufe des Nervensystems in der Haut Einzeller (Protozoa). — *Kataloge des OÖ. Landesmuseums* **89**: 1–68.



- FOISSNER W. (1974): Lokale formative Veränderungen der Basalfibrillen in einer Kultur von *Uronema parduczi* (Protozoa, Ciliata). — Naturk. Jb. Stadt Linz **20**: 147–154.
- FOISSNER W. & SCHIFFMANN H. (1974): The cytophyge of ciliata IV. An experimental study of the ingestion, digestion and defaecation in *Oxytricha fallax*. — Acta biol. hung. **25**: 61–74.
- FOISSNER W. (1975): Opisthonectidae (Ciliata, Peritrichida) nov. fam. und Revision der Genera *Telotrochidium* (KENT) und *Opisthonecta* (FAURÉ-FREMIET). — Protistologica **11**: 395–414.
- FOISSNER W. (1975): Der elektronenmikroskopische Nachweis der fibrillären Natur des Silberliniensystems bei peritrichen Ciliaten. — Z. Naturf. **30c**: 818–822.
- FOISSNER W. & SCHIFFMANN H. (1975): Biometrische und morphologische Untersuchungen über die Variabilität von argyrophilen Strukturen bei peritrichen Ciliaten. — Protistologica **11**: 415–428.
- FOISSNER W. & SCHIFFMANN H. (1975): Vergleichende Studien an argyrophilen Strukturen von vierzehn peritrichen Ciliaten. — Protistologica **10** (year 1974): 489–508.
- FOISSNER W. & SIMONSBERGER P. (1975): Vergleichende licht- und rasterelektronenmikroskopische Untersuchungen an trocken präparierten Silberliniensystemen von Ciliaten (Protozoa). — Mikroskopie **31**: 193–205.
- FOISSNER W. & SIMONSBERGER P. (1975): Elektronenmikroskopischer Nachweis der subpelliculären Lage des Silberliniensystems bei *Colpidium colpoda* (Ciliata, Tetrahymenidae). — Protoplasma **86**: 65–82.
- FOISSNER W., LOSERT A. & STEINER E. (1975): Beiträge zur Vitalfluorochromierbarkeit von Ciliaten. — Mikroskopie **31**: 233–240.
- FOISSNER W. (1976): Eine Neubeschreibung von *Telotrochidium johanninae* FAURÉ-FREMIET 1950 (Ciliata, Opisthonectidae). — Protistologica **12**: 263–269.
- FOISSNER W. (1976): Fünfzig Jahre Forschung am Silberliniensystem der Ciliaten. — Naturk. Jb. Stadt Linz **22**: 103–112.
- FOISSNER W. (1976): *Wallackia schiffmanni* nov. gen., nov. sp. (Ciliophora, Hypotrichida) ein alpiner hypotricher Ciliat. — Acta Protozool. **15**: 387–392.
- FOISSNER W. (1976): Erfahrungen mit einer trockenen Silberimpregnationsmethode zur Darstellung argyrophiler Strukturen bei Protisten. — Verh. zool.-bot. Ges. Wien **115**: 68–79.
- FOISSNER W. (1976): *Archistomata adami* nov. gen., nov. spec. (Archistomatidae nov. fam.), ein freilebender astomater Ciliat. — Acta Protozool. **15**: 255–268.
- FOISSNER W. (1977): Elektronenmikroskopische Untersuchungen über die Lage und Natur des Silberliniensystems von *Paramecium*. — Mikroskopie **33**: 260–276.
- FOISSNER W. (1977): Electronmicroscopical studies on the argyrophilic structures of *Colpidium campylum* (Ciliata, Tetrahymenidae). — Acta biol. hung. **28**: 59–72.
- FOISSNER W. (1977): Comparative light and electronmicroscopical studies on the argyrophilic structures of *Euglena viridis*. — Acta biol. hung. **28**: 157–174.
- FOISSNER W. (1977): Revision der Genera *Astylozoon* (ENGELMANN) und *Hastatella* (ERLANGER) (Ciliata Natantina). — Protistologica **13**: 353–379.
- FOISSNER W. (1977): *Euplotes moebiusi* f. *quadricirratu*s (Ciliophora, Hypotrichida) II. Die Feinstruktur einiger cytoplasmatischer Organellen. — Naturk. Jb. Stadt Linz **23**: 17–24.
- FOISSNER W. & SCHUBERT G. (1977): Morphologie der Zooide und Schwärmer von *Heteropolaria colisarum* gen. nov., spec. nov. (Ciliata, Peritrichida), einer symphorionten Epistylidae von *Colisa fasciata* (Anabantoidei, Belontiidae). — Acta Protozool. **16**: 231–247.
- FOISSNER W. (1978): Das Silberliniensystem und die Infraciliatur der Gattungen *Platyophrya* KAHL, 1926, *Cyrtolophosis* STOKES, 1885 und *Colpoda* O. F. M., 1786: Ein Beitrag zur Systematik der Colpodidae (Ciliata, Vestibulifera). — Acta Protozool. **17**: 215–231.
- FOISSNER W. (1978): *Opisthonecta bivacuolata* nov. spec., *Telotrochidium cylindricum* nov. spec. und *Epistylis alpestris* nov. spec., drei neue peritriche Ciliaten aus dem Hochgebirge (Hohe Tauern, Österreich). — Annln naturh. Mus. Wien **81**: 549–565.
- FOISSNER W. (1978): Taxonomische Studien über die Ciliaten des Großglocknergebietes II. Familie Amphileptidae. — Ber. Haus der Natur Salzburg **8**: 87–93.
- FOISSNER W. (1978): Morphologie, Infraciliatur und Silberliniensystem von *Plagiocampa rouxi* KAHL, 1926 (Prostomatida, Plagiocampidae) und *Balanonema sapropelica* nov. spec. (Philasterina, Loxocephalidae). — Protistologica **14**: 381–389.
- FOISSNER W. (1978): *Euplotes moebiusi* f. *quadricirratu*s (Ciliophora, Hypotrichida) I. Die Feinstruktur des Cortex und der argyrophilen Strukturen. — Arch. Protistenk. **120**: 86–117.
- FOISSNER W. (1979): Wimpertiere als Bioindikatoren. — ÖKO-L **1979/4**: 3–7.
- FOISSNER W. (1979): Taxonomische Studien über die Ciliaten des Großglocknergebietes (Hohe Tauern, Österreich). Familien Microthoracidae, Chilodonellidae und Furgasoniidae. — Sber. Österr. Akad. Wiss., Math.-Naturwiss. Kl., I. Abt. **188**: 27–43.
- FOISSNER W. (1979): Morphologie, Infraciliatur und Silberliniensystem von *Phascolodon vorticella* STEIN, *Chlamydonella alpestris* nov. spec. und *Trochilia minuta* (ROUX) (Ciliophora, Cyrtophorida). — Protistologica **15**: 557–563.
- FOISSNER W. (1979): Peritriche Ciliaten (Protozoa: Ciliophora) aus alpinen Kleingewässern. — Zool. Jb. Syst. **106**: 529–558.
- FOISSNER W. (1979): Methylgrün-Pyronin: Seine Eignung zur supravitalen Übersichtsfärbung von Protozoen, besonders ihrer Protrichocysten. — Mikroskopie **35**: 108–115.
- FOISSNER W. (1979): Über ein Massenaufreten von *Ophrydium eutrophicum* nov. spec. (Ciliophora, Peritrichida) und *Cristatella mucedo* CUVIER (Bryozoa, Cristatellidae) in zwei Voralpenseen (Wallersee, Fuschlsee). — Ber. Nat.-Med. Ver. Salzburg **3/4**: 95–100.
- FOISSNER W. (1979): Ökologische und systematische Studien über das Neuston alpiner Kleingewässer, mit besonderer Berücksichtigung der Ciliaten. — Int. Revue ges. Hydrobiol. **64**: 99–140.
- FOISSNER W. (1979): Ökologie und Systematik der edaphischen Protozoen in den Hohen Tauern (Österreich). — MaB-Mitteilungen des deutschen Nationalkomitees, Bonn **4**: 40–65.
- FOISSNER W. (1979): Taxonomische Studien über die Ciliaten des Grossglocknergebietes (Hohe Tauern, Österreich). III. Familien Tracheliidae, Didiniidae, Nassulopsidae, und Orthodonellidae. — Acta Protozool. **18**: 417–427, Tafeln I, II.
- FOISSNER W. & ADAM H. (1979): Die Bedeutung der stagnierenden Kleingewässer im alpinen Ökosystem. — Jb. Univ. Salzburg **1977-79**: 147–158.

- FOISSNER W. & SCHIFFMANN H. (1979): Morphologie und Silberliniensystem von *Pseudovorticella sauwaldensis* nov. spec. und *Scyphidia physarum* LACHMANN, 1856 (Ciliophora, Peritrichida). — Ber. Nat.-Med. Ver. Salzburg **3/4**: 83–94.
- FOISSNER W. & WILBERT N. (1979): Morphologie, Infraciliatur und Ökologie der limnischen Tintinnina: *Tintinnidium fluviatile* STEIN, *Tintinnidium pusillum* ENTZ, *Tintinnopsis cylindrata* DADAY und *Codonella cratera* (LEIDY) (Ciliophora, Polyhymenophora). — J. Protozool. **26**: 90–103.
- FOISSNER W., SCHUBERT G. & WILBERT N. (1979): Morphologie, Infraciliatur und Silberliniensystem von *Protoopalina symphysodonis* nov. spec. (Protozoa: Opalinata), einer Opalinidae aus dem Intestinum von *Symphysodon aequifasciata* PELLEGRIN (Percoidei: Cichlidae). — Zool. Anz. **202**: 71–85.
- HASLAUER J., PUM M. & FOISSNER W. (1979): Zur Hydrobiologie eines städtischen Fließgewässers (Alterbach-System 1976). — Ber. Nat.-Med. Ver. Salzburg **3/4**: 13–44.
- FOISSNER W. (1980): Taxonomische Studien über die Ciliaten des Großglocknergebietes (Hohe Tauern, Österreich). VIII. Familie Nassulidae. — Naturk. Jb. Stadt Linz **25** (year 1979): 199–208, Tafeln I–VI.
- FOISSNER W. (1980): Taxonomische Studien über die Ciliaten des Großglocknergebietes (Hohe Tauern, Österreich) IV. Familien Spathidiidae, Podophryidae und Urnulidae. — Verh. zool.-bot. Ges. Wien **118/119**: 97–112, Tafel I.
- FOISSNER W. (1980): Taxonomische Studien über die Ciliaten des Großglocknergebietes (Hohe Tauern, Österreich). VI. Familien Woodruffiidae, Colpodidae und Marynidae. — Acta Protozool. **19**: 29–50.
- FOISSNER W. (1980): Colpodide Ciliaten (Protozoa: Ciliophora) aus alpinen Böden. — Zool. Jb. Syst. **107**: 391–432.
- FOISSNER W. (1980): Artenbestand und Struktur der Ciliatenzönose in alpinen Kleingewässern (Hohe Tauern, Österreich). — Arch. Protistenk. **123**: 99–126.
- FOISSNER W. (1980): *Malacophrys viridis* sp. n. (Malacophryidae fam. n.), ein Ciliat (Protozoa, Ciliophora) mit Merkmalen der Kinetofragminophora und Oligohymenophora. — Zool. Scr. **9**: 81–88.
- FOISSNER W. (1980): Taxonomische Studien über die Ciliaten des Grossglocknergebietes (Hohe Tauern, Österreich). IX. Ordnungen Heterotrichida und Hypotrichida. — Ber. Nat.-Med. Ver. Salzburg **5**: 71–117.
- FOISSNER W. & ADAM H. (1980): Abundanz, Vertikalverteilung und Artenzahl der terrestrischen Ciliaten und Testaceen einer Almweide und einer Schipiste auf der Schloßalm bei Bad Hofgastein (Österreich). — Zool. Anz. **205**: 181–187.
- FOISSNER W. & SCHIFFMANN H. (1980): Taxonomie und Phylogenie der Gattung *Colpidium* (Ciliophora, Tetrahymenidae) und Neubeschreibung von *Colpidium truncatum* STOKES, 1885. — Naturk. Jb. Stadt Linz **24** (year 1978): 21–41, Tafeln I–VII.
- WILBERT N. & FOISSNER W. (1980): Eine Neubeschreibung von *Calyptotricha lanuginosum* PENARD, 1922 (Ciliata, Scuticociliatida). — Arch. Protistenk. **123**: 12–21.
- BERNATZKY G., FOISSNER W. & SCHUBERT G. (1981): Rasterelektronenmikroskopische und biometrische Untersuchungen über die Variabilität der Form, Struktur und Größe des Gehäuses einiger limnischer Tintinnina (Protozoa, Ciliophora). — Zool. Scr. **10**: 81–90.
- FOISSNER W. (1981): Das Silberliniensystem der Ciliaten: Tatsachen, Hypothesen, Probleme. — Mikroskopie **38**: 16–26.
- FOISSNER W. (1981): Morphologie und Taxonomie einiger neuer und wenig bekannter kinetofragminophorer Ciliaten (Protozoa: Ciliophora) aus alpinen Böden. — Zool. Jb. Syst. **108**: 264–297.
- FOISSNER W. (1981): Morphologie und Taxonomie einiger heterotricher und peritricher Ciliaten (Protozoa: Ciliophora) aus alpinen Böden. — Protistologica **17**: 29–43.
- FOISSNER W. (1981): Die Gemeinschaftsstruktur der Ciliatenzönose in alpinen Böden (Hohe Tauern, Österreich) und Grundlagen für eine Synökologie der terricolen Ciliaten (Protozoa, Ciliophora). — Veröff. Österr. MaB-Programms **4**: 7–52.
- FOISSNER W. & ADAM H. (1981): Die Gemeinschaftsstruktur und Produktion der terricolen Testaceen (Protozoa, Rhizopoda) in einigen Böden der österreichischen Zentralalpen (Hohe Tauern, Österreich). — Veröff. Österr. MaB-Programms **4**: 53–78.
- FOISSNER W. & ADAM H. (1981): Morphologie und Infraciliatur von *Parafurgasonia sorex* (PENARD, 1922) nov. gen. und *Obertruria georgiana* (DRAGESCO, 1972) nov. gen. (Protozoa: Ciliophora). — Zool. Anz. **207**: 303–319.
- FOISSNER W. & WILBERT N. (1981): A comparative study of the infraciliature and silverline system of the fresh-water scuticociliates *Pseudocohnilembus putrinus* (KAHL, 1928) nov. comb., *P. pusillus* (QUENNERSTEDT, 1869) nov. comb., and the marine form *P. marinus* THOMPSON, 1966. — J. Protozool. **28**: 291–297.
- FOISSNER W., CZAPIK A. & WIACKOWSKI K. (1981): Die Infraciliatur und das Silberliniensystem von *Sagittaria hyalina* nov. spec., *Chlamydonella polonica* nov. spec. und *Spirozoa caudata* KAHL, 1926 (Protozoa, Ciliophora). — Arch. Protistenk. **124**: 361–377.
- FOISSNER W. (1982): Ciliaten als Leitformen der Wasserqualität – aktuelle Probleme aus taxonomischer Sicht. — Decheniana-Beih. **26**: 105–110.
- FOISSNER W. (1982): Ökologie und Taxonomie der Hypotrichida (Protozoa: Ciliophora) einiger österreichischer Böden. — Arch. Protistenk. **126**: 19–143.
- FOISSNER W. & DIDIER P. (1982): Morphologie und Infraciliatur einiger kinetofragminophorer und hypotricher Ciliaten aus den Fließgewässern von Besse-en-Chandesse (Frankreich). — Anns Stn biol. Besse **15** (year 1981): 254–275.
- FOISSNER W., ADAM H. & FOISSNER I. (1982): Morphologie, Infraciliatur und Silberliniensystem einiger wenig bekannter Scuticociliatida (Protozoa: Ciliophora). — Zool. Jb. Syst. **109**: 443–468.
- FOISSNER W., ADAM H. & FOISSNER I. (1982): Daten zur Autökologie der Ciliaten stagnierender Kleingewässer im Großglocknergebiet (Hohe Tauern, Österreich). — Ber. Nat.-Med. Ver. Salzburg **6**: 81–101.
- FOISSNER W., ADAM H. & FOISSNER I. (1982): Morphologie und Infraciliatur von *Bryometopus pseudochilodon* KAHL, 1932, *Balantidioides dragescoi* nov. spec. und *Kahliella marina* nov. spec. und Revision des Genus *Balantidioides* PENARD, 1930 (Protozoa, Ciliophora). — Protistologica **18**: 211–225.
- FOISSNER W., FRANZ H. & ADAM H. (1982): Terrestrische Protozoen als Bioindikatoren im Boden einer planierten Ski-Piste. — Pedobiologia **24**: 45–56.
- BERGER H., FOISSNER W. & ADAM H. (1983): Morphology and morphogenesis of *Fuscheria terricola* n. sp. and *Spathidium muscorum* (Ciliophora: Kinetofragminophora). — J. Protozool. **30**: 529–535.

- FOISSNER W. (1983): Taxonomische Studien über die Ciliaten des Großglocknergebietes (Hohe Tauern, Österreich) I. Familien Holophryidae, Prorodontidae, Plagiocampidae, Colepidae, Enchelyidae und Lacrymariidae nov. fam. — *Annln naturh. Mus. Wien* **84B**: 49–85.
- FOISSNER W. (1983): Morphologie und Infraciliatur zweier ectocommensaler Ciliaten (Protozoen: Ciliophora) von *Cyprinus carpio* L. (Pisces: Cypriniformes): *Heteropolaria lwoffii* (FAURÉ-FREMIET, 1943) (Peritrichida: Epistylididae) und ihr Predator *Pseudoamphileptus macrostoma* (CHEN, 1955) nov. gen. (Pleurostomatida: Amphileptidae). — *Zool. Jb. Syst.* **110**: 399–418.
- FOISSNER W. (1983): Die Morphogenese von *Urosoma macrostyla* (WRZESNIEWSKI, 1870) (Ciliophora: Oxytrichidae). — *Arch. Protistenk.* **127**: 413–428.
- FOISSNER W. (1983): Morphologie und Morphogenese von *Psilotricha succisa* (O.F. MÜLLER, 1786) nov. comb. (Ciliophora, Hypotrichida). — *Protistologica* **19**: 479–493.
- FOISSNER W. & ADAM H. (1983): Die Morphogenese von *Urosomida agiliiformis* FOISSNER, 1982 (Ciliophora, Oxytrichidae). — *Zool. Anz.* **211**: 161–176.
- FOISSNER W. & ADAM H. (1983): Morphologie und Morphogenese des Bodenciliaten *Oxytricha granulifera* sp. n. (Ciliophora, Oxytrichidae). — *Zool. Scr.* **12**: 1–11.
- FOISSNER W. & DIDIER P. (1983): Nahrungsaufnahme, Lebenszyklus und Morphogenese von *Pseudoplatyophrya nana* (KAHL, 1926) (Ciliophora, Colpodida). — *Protistologica* **19**: 103–109.
- FOISSNER W. & RIEDER N. (1983): Licht- und rasterelektronenmikroskopische Untersuchungen über die Infraciliatur von *Loxodes striatus* (ENGELMANN, 1862) und *Loxodes magnus* STOKES, 1887 (Protozoa: Ciliophora). — *Zool. Anz.* **210**: 3–13.
- FOISSNER W. & SCHUBERT G. (1983): Morphologische und diskriminanzanalytische Trennung von *Colpoda aspera* KAHL, 1926 und *Colpoda elliotti* BRADBURY et OUTKA, 1967 (Ciliophora: Colpodidae). — *Acta Protozool.* **22**: 127–138.
- PUYTORAC P. DE, DIDIER P., DETCHEVA R. & FOISSNER W. (1983): Sur l'ultrastructure du cilié Colpodida *Pseudoplatyophrya nana* (KAHL, 1926). — *Protistologica* **19**: 423–434.
- SCHÖNBORN W., FOISSNER W. & MEISTERFELD R. (1983): Licht- und rasterelektronenmikroskopische Untersuchungen zur Schalenmorphologie und Rassenbildung bodenbewohnender Testaceen (Protozoa: Rhizopoda) sowie Vorschläge zur biometrischen Charakterisierung von Testaceen-Schalen. — *Protistologica* **19**: 553–566.
- AUGUSTIN H., FOISSNER W. & ADAM H. (1984): An improved pyridinated silver carbonate method which needs few specimens and yields permanent slides of impregnated ciliates (Protozoa, Ciliophora). — *Mikroskopie* **41**: 134–137.
- BERGER H., FOISSNER W. & ADAM H. (1984): Taxonomie, Biometrie und Morphogenese einiger terricoler Ciliaten (Protozoa: Ciliophora). — *Zool. Jb. Syst.* **111**: 339–367.
- FOISSNER W. (1984): Infraciliatur, Silberliniensystem und Biometrie einiger neuer und wenig bekannter terrestrischer, limnischer und mariner Ciliaten (Protozoa: Ciliophora) aus den Klassen Kinetofragminophora, Colpodea und Polyhymenophora. — *Stapfia* **12**: 1–165.
- FOISSNER W. (1984): Taxonomie und Ökologie einiger Ciliaten (Protozoa, Ciliophora) des Saprobiensystems. I: Genera *Litonotus*, *Amphileptus*, *Opisthodon*. — *Hydrobiologia* **119**: 193–208.
- FOISSNER W. (1984): Morphologie und Infraciliatur einiger limnischer Ciliaten (Protozoa: Ciliophora). — *Schweiz. Z. Hydrol.* **46**: 210–223.
- FOISSNER W. & FOISSNER I. (1984): First record of an ectoparasitic flagellate on ciliates: an ultrastructural investigation of the morphology and the mode of attachment of *Spiromonas gonderi* nov. spec. (Zoomastigophora, Spiromonadidae) invading the pellicle of ciliates of the genus *Colpoda*. — *Protistologica* **20**: 635–648.
- FOISSNER W., ADAM H. & FOISSNER I. (1984): Morphologie und Infraciliatur von *Ophrydium eutrophicum* FOISSNER, 1979 und *Ophrydium versatile* (O. F. MÜLLER, 1786) (Ciliophora, Peritrichida). — *Ber. Nat.-Med. Ver. Salzburg* **7**: 43–54.
- OPITZ H. & FOISSNER W. (1984): Remalanechtoliv B: Ein Textilfarbstoff zur Darstellung der corticalen Plattengrenzen von *Euplotes* (Protozoa, Ciliophora). — *Mikroskopie* **41**: 26–29.
- WIRNSBERGER E., FOISSNER W. & ADAM H. (1984): Morphologie und Infraciliatur von *Perispira pyriformis* nov. spec., *Cranotheridium foliosus* (FOISSNER, 1983) nov. comb. und *Dileptus anser* (O. F. MÜLLER, 1786) (Protozoa, Ciliophora). — *Arch. Protistenk.* **128**: 305–317.
- BERGER H., FOISSNER W. & ADAM H. (1985): Protozoologische Untersuchungen an Almböden im Gasteiner Tal (Zentralalpen, Österreich). IV. Experimentelle Studien zur Wirkung der Bodenverdichtung auf die Struktur der Testaceen- und Ciliatentaxozönose. — *Veröff. Österr. MaB-Programms* **9**: 97–112.
- BERGER H., FOISSNER W. & ADAM H. (1985): Morphological variation and comparative analysis of morphogenesis in *Parakahlia macrostoma* (FOISSNER, 1982) nov. gen. and *Histiculus muscorum* (KAHL, 1932), (Ciliophora, Hypotrichida). — *Protistologica* **21**: 295–311.
- FOISSNER W. (1985): Protozoologische Untersuchungen an Almböden im Gasteiner Tal (Zentralalpen, Österreich). III. Struktur und Dynamik der Testaceen- und Ciliatentaxozönose. — *Veröff. Österr. MaB-Programms* **9**: 65–95.
- FOISSNER W. (1985): Morphologie und Infraciliatur der Genera *Microthorax* und *Stammeridium* und Klassifikation der Microthoracina JANKOWSKI, 1967 (Protozoa: Ciliophora). — *Zool. Anz.* **214**: 33–53.
- FOISSNER W. (1985): Klassifikation und Phylogenie der Colpodea (Protozoa: Ciliophora). — *Arch. Protistenk.* **129**: 239–290.
- FOISSNER W. (1985): Die Morphologie und die Infraciliatur einiger Ciliaten (Protozoa: Ciliophora) aus dem Darm der Seeigel (Euechinoidea) *Paracentrotus lividus* und *Arbacia lixula*. — *Arch. Protistenk.* **130**: 355–366.
- FOISSNER W. & FOISSNER I. (1985): Oral monokinetids in the free-living haptorid ciliate *Enchelydium polynucleatum* (Ciliophora, Enchelyidae): ultrastructural evidence and phylogenetic implications. — *J. Protozool.* **32**: 712–722.
- FOISSNER W. & PEER T. (1985): Protozoologische Untersuchungen an Almböden im Gasteiner Tal (Zentralalpen, Österreich). I. Charakteristik der Taxotope, Faunistik und Autökologie der Testacea und Ciliophora. — *Veröff. Österr. MaB-Programms* **9**: 27–50.
- FOISSNER W., HOFFMAN G.L. & MITCHELL A.J. (1985): *Heteropolaria colisarum* FOISSNER & SCHUBERT, 1977 (Protozoa: Epistylididae) of North American freshwater fishes. — *J. Fish Diseases* **8**: 145–160.
- FOISSNER W., PEER T. & ADAM H. (1985): Pedologische und protozoologische Untersuchung einiger Böden des Tullner Feldes (Niederösterreich). — *Mitt. öst. bodenk. Ges.* **30**: 77–117.

- LÜFTENEGER G., FOISSNER W. & ADAM H. (1985): r- and K-selection in soil ciliates: a field and experimental approach. — *Oecologia* **66**: 574–579.
- PEER T. & FOISSNER W. (1985): Protozoologische Untersuchungen an Almböden im Gasteiner Tal (Zentralalpen, Österreich). II. Bodenkundliche Analyse mit besonderer Berücksichtigung der stark belebten Zone. — Veröff. Österr. MaB-Programms **9**: 51–63.
- PETZ W., FOISSNER W. & ADAM H. (1985): Culture, food selection and growth rate in the mycophagous ciliate *Grossglockneria acuta* FOISSNER, 1980: first evidence of autochthonous soil ciliates. — *Soil Biol. Biochem.* **17**: 871–875.
- WIRNSBERGER E., FOISSNER W. & ADAM H. (1985): Morphogenesis, fine structure, and phylogenetic relationships of the "heterotrich" ciliate *Bryometopus atypicus* (Protozoa, Colpodea). — *Annl. Sci. nat. (Zool.)* **7**: 113–128.
- WIRNSBERGER E., FOISSNER W. & ADAM H. (1985): Cortical pattern in non-dividers, dividers and reorganizers of an Austrian population of *Paraostyla weissei* (Ciliophora, Hypotrichida): A comparative morphological and biometrical study. — *Zool. Scr.* **14**: 1–10.
- WIRNSBERGER E., FOISSNER W. & ADAM H. (1985): Morphological, biometric, and morphogenetic comparison of two closely related species, *Stylonychia vorax* and *S. pustulata* (Ciliophora: Oxytrichidae). — *J. Protozool.* **32**: 261–268.
- BERGER H., FOISSNER W. & ADAM H. (1986): Field experiments on the effects of fertilizers and lime on the soil microfauna of an alpine pasture. — *Pedobiologia* **29**: 261–272.
- FOISSNER I. & FOISSNER W. (1986): *Ciliomyces spectabilis*, nov. gen., nov. spec., a zoosporic fungus which parasitizes cysts of the ciliate *Kahliella simplex* I. Infection, vegetative growth and sexual reproduction. — *Z. Parasitenk.* **72**: 29–41.
- FOISSNER I. & FOISSNER W. (1986): *Ciliomyces spectabilis*, nov. gen., nov. spec., a zoosporic fungus which parasitizes cysts of the ciliate *Kahliella simplex* II. Asexual reproduction, life cycle and systematic account. — *Z. Parasitenk.* **72**: 43–55.
- FOISSNER W. (1986): Revision der Gattung *Stegochilum* SCHEWIAKOFF, 1892. — *Acta Protozool.* **25**: 1–14.
- FOISSNER W. (1986): Beitrag zur Kenntnis der Bodenciliaten (Protozoa: Ciliophora) des Himalaja. — *Zool. Jb. Syst.* **113**: 45–53.
- HAUSMANN K. & FOISSNER W. (1986): Das Pantoffeltierchen aus dem Heuaufguß gibt es nicht! Ein Irrtum, der Jahrzehnte überdauert hat. — *Mikrokosmos* **75**: 193–197.
- LÜFTENEGER G., FOISSNER W. & ADAM H. (1986): Der Einfluss organischer und mineralischer Dünger auf die Bodenfauna einer planierten, begrüneten Schipiste oberhalb der Waldgrenze. — *Z. Vegetationstechnik* **9**: 149–153.
- PETZ W., FOISSNER W., WIRNSBERGER E., KRAUTGARTNER W.D. & ADAM H. (1986): Mycophagy, a new feeding strategy in autochthonous soil ciliates. — *Naturwissenschaften* **73**: 560–561.
- WIRNSBERGER E., FOISSNER W. & ADAM H. (1986): Biometric and morphogenetic comparison of the sibling species *Stylonychia mytilus* and *S. lemnae*, including a phylogenetic system for the oxytrichids (Ciliophora, Hypotrichida). — *Arch. Protistenk.* **132**: 167–185.
- AUGUSTIN H., FOISSNER W. & ADAM H. (1987): Revision of the genera *Acineria*, *Trimyema* and *Trochiliopsis* (Protozoa, Ciliophora). — *Bull. Br. Mus. nat. Hist. (Zool.)* **52**: 197–224.
- AUGUSTIN H., FOISSNER W. & ADAM H. (1987): A sewage plant as a remarkable new habitat of the fresh-water polyp *Craspedacusta sowerbii* (Hydrozoa: Coelenterata). — *Limnologica (Berlin)* **18**: 225–226.
- BERGER H. & FOISSNER W. (1987): Morphology and biometry of some soil hypotrichs (Protozoa: Ciliophora). — *Zool. Jb. Syst.* **114**: 193–239.
- FOISSNER I. & FOISSNER W. (1987): The fine structure of the resting cysts of *Kahliella simplex* (Ciliata, Hypotrichida). — *Zool. Anz.* **218**: 65–74.
- FOISSNER W. (1987): Miscellanea nomenclatorica ciliata (Protozoa: Ciliophora). — *Arch. Protistenk.* **133**: 219–235.
- FOISSNER W. (1987): Neue terrestrische und limnische Ciliaten (Protozoa, Ciliophora) aus Österreich und Deutschland. — *Sber. Österr. Akad. Wiss., Math.-Naturwiss. Kl., I. Abt.* **195** (year 1986): 217–268.
- FOISSNER W. (1987): Neue und wenig bekannte hypotriche und colpodide Ciliaten (Protozoa: Ciliophora) aus Böden und Moosen. — *Zool. Beitr. N. F.* **31**: 187–282.
- FOISSNER W. (1987): Ökologische Bedeutung und bioindikatives Potential der Bodenprotozoen. — *Verh. Ges. Ökol.* **16**: 45–52.
- FOISSNER W. (1987): Soil protozoa: fundamental problems, ecological significance, adaptations in ciliates and testaceans, bioindicators, and guide to the literature. — *Progr. Protistol.* **2**: 69–212.
- FOISSNER W. (1987): The micro-edaphon in ecofarmed and conventionally farmed dryland cornfields near Vienna (Austria). — *Biol. Fertil. Soils* **3**: 45–49.
- FOISSNER W. (1987): Faunistische und taxonomische Notizen über die Protozoen des Fuscher Tales (Salzburg, Österreich). — *Jber. Haus der Natur Salzburg* **10**: 56–68.
- FOISSNER W., FRANZ H. & ADAM H. (1987): Untersuchungen über das Bodenleben in ökologisch und konventionell bewirtschafteten Acker- und Grünlandböden im Raum Salzburg. — *Verh. Ges. Ökol.* **15** (year 1985): 333–339.
- FOISSNER W., SCHLEGEL M. & PRESCOTT D.M. (1987): Morphology and morphogenesis of *Onychodromus quadricornutus* n. sp. (Ciliophora, Hypotrichida), an extraordinarily large ciliate with dorsal horns. — *J. Protozool.* **34**: 150–159.
- GANNER B., FOISSNER W. & ADAM H. (1987): Morphogenetic and biometric comparison of four populations of *Urosomoida agilliformis* (Ciliophora, Hypotrichida). — *Annl. Sci. nat. (Zool.)* **8**: 199–206.
- HAUSMANN K. & FOISSNER W. (1987): Systematisieren von Einzellern: Ein Unterfangen mit Fallstricken. — *Mikrokosmos* **76**: 258–265.
- SCHÖNBORN W., PETZ W., WANNER M. & FOISSNER W. (1987): Observations on the morphology and ecology of the soil-inhabiting testate amoeba *Schoenbornia humicola* (SCHÖNBORN, 1964) DECLOITRE, 1964 (Protozoa, Rhizopoda). — *Arch. Protistenk.* **134**: 315–330.
- WIRNSBERGER E. & FOISSNER W. (1987): Morphologie von *Holosticha xanthichroma* sp. n. und die Variabilität der Infraciliatur in der Gattung *Holosticha* (Ciliophora, Hypotrichida). — *Acta Protozool.* **26**: 1–8.
- BERGER H. & FOISSNER W. (1988): The morphogenesis of *Kahliella franzi* (FOISSNER, 1982) nov. comb. and *Oxytricha gigantea* HORVÁTH, 1933 (Ciliophora, Hypotrichida). — *Arch. Protistenk.* **136**: 65–77.



- BERGER H. & FOISSNER W. (1988): Revision of *Lamtostyla* BUITKAMP, 1977 and description of *Territricha* nov. gen. (Ciliophora: Hypotrichida). — Zool. Anz. **220**: 113–134.
- BLATTERER H. & FOISSNER W. (1988): Beitrag zur terricolen Ciliatenfauna (Protozoa: Ciliophora) Australiens. — Stapfia **17**: 1–84.
- FOISSNER W. (1988): Taxonomic and nomenclatural revision of SLÁDECEK's list of ciliates (Protozoa: Ciliophora) as indicators of water quality. — Hydrobiologia **166**: 1–64.
- FOISSNER W. (1988): Taxonomie und Ökologie einiger Ciliaten (Protozoa, Ciliophora) des Saprobiensystems. II. Familie Chilodonellidae. — Hydrobiologia **162**: 21–45.
- FOISSNER W. (1988): Gemeinsame Arten in der terricolen Ciliatenfauna (Protozoa: Ciliophora) von Australien und Afrika. — Stapfia **17**: 85–133.
- FOISSNER W. & FOISSNER I. (1988): The fine structure of *Fuscheria terricola* BERGER et al., 1983 and a proposed new classification of the subclass Haptoria CORLISS, 1974 (Ciliophora, Litostomatea). — Arch. Protistenk. **135**: 213–235.
- FOISSNER W., BLATTERER H. & FOISSNER I. (1988): The Hemimastigophora (*Hemimastix amphikineta* nov. gen., nov. spec.), a new protistan phylum from Gondwanian soils. — Europ. J. Protistol. **23**: 361–383.
- FOISSNER W., SKOGSTAD A. & PRATT J.R. (1988): Morphology and infraciliature of *Trochilopsis australis* n. sp., *Pelagohalteria viridis* (FROMENTEL, 1876) n. g., n. comb., and *Strobilidium lacustris* n. sp. (Protozoa, Ciliophora). — J. Protozool. **35**: 489–497.
- GANNER B., FOISSNER W. & ADAM H. (1988): Morphology and morphogenesis of *Bursostoma bursaria* VÖRÖSVÁRY, 1950 (Ciliophora, Ophryoglenina). — Anns Sci. nat. (Zool.) **9**: 3–11.
- LÜFTENEGER G., PETZ W., BERGER H., FOISSNER W. & ADAM H. (1988): Morphologic and biometric characterization of twenty-four soil testate amoebae (Protozoa, Rhizopoda). — Arch. Protistenk. **136**: 153–189.
- LÜFTENEGER G., PETZ W., FOISSNER W. & ADAM H. (1988): The efficiency of a direct counting method in estimating the numbers of microscopic soil organisms. — Pedobiologia **31**: 95–101.
- PETZ W. & FOISSNER W. (1988): Spatial separation of terrestrial ciliates and testaceans (Protozoa): a contribution to soil ciliatostasis. — Acta Protozool. **27**: 249–258.
- AUGUSTIN H. & FOISSNER W. (1989): Morphologie einiger Ciliaten (Protozoa: Ciliophora) aus dem Belebtschlamm. — Lauterbornia **1**: 38–59.
- AUGUSTIN H., FOISSNER W. & BAUER R. (1989): Die Zählung von Protozoen und kleinen Metazoen im Belebtschlamm. — Acta hydrochim. hydrobiol. **17**: 375–386.
- BERGER H. & FOISSNER W. (1989): Morphology and morphogenesis of *Parakahliella haideri* nov. spec. (Ciliophora, Hypotrichida). — Bull. Br. Mus. nat. Hist. (Zool.) **55**: 11–17.
- BERGER H. & FOISSNER W. (1989): Morphology and biometry of some soil hypotrichs (Protozoa: Ciliophora) from Europe and Japan. — Bull. Br. Mus. nat. Hist. (Zool.) **55**: 19–46.
- FOISSNER W. (1989): Ciliatostasis: Ein neuer Ansatz zum Verständnis terricoler Protozoen-Zönosen. — Verh. Ges. Ökol. **17**: 371–377.
- FOISSNER W. (1989): Morphologie und Infraciliatur einiger neuer und wenig bekannter terrestrischer und limnischer Ciliaten (Protozoa, Ciliophora). — Sber. Österr. Akad. Wiss., Math.-Naturwiss. Kl., I. Abt. **196** (year 1987): 173–247.
- GANNER B. & FOISSNER W. (1989): Taxonomy and ecology of some ciliates (Protozoa, Ciliophora) of the saprobic system. III. Revision of the genera *Colpidium* and *Dexiostoma*, and establishment of a new genus, *Paracolpidium* nov. gen. — Hydrobiologia **182**: 181–218.
- LÜFTENEGER G. & FOISSNER W. (1989): Bodenzoologische Untersuchungen an ökologisch und konventionell bewirtschafteten Weinbergen. — Landw. Forsch. **42**: 105–113.
- MEYER E., FOISSNER W. & AESCHT E. (1989): Vielfalt und Leistung der Tiere im Waldboden. — Öst. Forstz. **3/1989**: 15–18.
- PETZ W. & FOISSNER W. (1989): Effects of irrigation on the protozoan fauna of a spruce forest. — Verh. Ges. Ökol. **17**: 397–399.
- PETZ W. & FOISSNER W. (1989): The effects of mancozeb and lindane on the soil microfauna of a spruce forest: A field study using a completely randomized block design. — Biol. Fertil. Soils **7**: 225–231.
- RYAN P.G., WATKINS B.P., LEWIS SMITH R.I., DASTYCH H., EICKER A., FOISSNER W., HEATWOLE H., MILLER W.R. & THOMPSON G. (1989): Biological survey of Robertsollen, western Dronning Maud Land: area description and preliminary species lists. — S. Afr. J. Antarct. Res. **19**: 10–20.
- WIRNSBERGER-AESCHT E., FOISSNER W. & FOISSNER I. (1989): Morphogenesis and ultrastructure of the soil ciliate *Engelmanniella mobilis* (Ciliophora, Hypotrichida). — Europ. J. Protistol. **24**: 354–368.
- AESCHT E. & FOISSNER W. (1990): Systematic position of the genus *Avestina* (Ciliophora, Colpodida) and morphology and ecology of *Avestina ludwigi* nov. spec. — Zool. Anz. **225**: 101–111.
- BLATTERER H. & FOISSNER W. (1990): Beiträge zur Ciliatenfauna (Protozoa: Ciliophora) der Amper (Bayern, Bundesrepublik Deutschland). — Arch. Protistenk. **138**: 93–115.
- FOISSNER W. (1990): *Kuehneliella terricola* gen. nov., sp. nov. – a carnivorous ciliate (Protozoa, Ciliophora) from a sandy soil in Australia. — Biol. Fertil. Soils **9**: 110–118.
- FOISSNER W. (1990): Dynamics of ecology of free-living protozoa. — Zool. Sci. Suppl. **7**: 155–165.
- FOISSNER W. & O'DONOGHUE P.J. (1990): Morphology and infraciliature of some freshwater ciliates (Protozoa: Ciliophora) from Western and South Australia. — Invertebr. Taxon. **3**: 661–696.
- FOISSNER W., BUCHGRABER K. & BERGER H. (1990): Bodenfauna, Vegetation und Ertrag bei ökologisch und konventionell bewirtschaftetem Grünland: Eine Feldstudie mit randomisierten Blöcken. — Mitt. öst. bodenk. Ges. **41**: 5–33.
- FOISSNER W., OLEKSIV I. & MÜLLER H. (1990): Morphologie und Infraciliatur einiger Ciliaten (Protozoa: Ciliophora) aus stagnierenden Gewässern. — Arch. Protistenk. **138**: 191–206.
- KRAINER K.-H. & FOISSNER W. (1990): Revision of the genus *Askenasia* BLOCHMANN, 1895, with proposal of two new species, and description of *Rhabdoaskenasia minima* n. g., n. sp. (Ciliophora, Cyclotrichida). — J. Protozool. **37**: 414–427.
- WIRNSBERGER-AESCHT E., FOISSNER W. & FOISSNER I. (1990): Natural and cultured variability of *Engelmanniella mobilis* (Ciliophora, Hypotrichida); with notes on the ultrastructure of its resting cyst. — Arch. Protistenk. **138**: 29–49.
- AESCHT E. & FOISSNER W. (1991): Bioindikation mit mikroskopisch kleinen Bodentieren. — VDI-Berichte **901**: 985–1002.

- AESCHT E., FOISSNER W. & MULISCH M. (1991): Ultrastructure of the mycophagous ciliate *Grossglockneria acuta* (Ciliophora, Colpodea) and phylogenetic affinities of colpodid ciliates. — *Europ. J. Protistol.* **26**: 350–364.
- BARDELE C.F., FOISSNER W. & BLANTON R.L. (1991): Morphology, morphogenesis and systematic position of the sorocarp forming ciliate *Sorogena stoianovitchae* BRADBURY & Olive, 1980. — *J. Protozool.* **38**: 7–17.
- EIGNER P. & FOISSNER W. (1991): *Orthoamphisiella stramenticola* nov. gen., nov. spec., a new hypotrichous ciliate (Ciliophora: Hypotrichida) occurring in walnut leaf litter. — *Acta Protozool.* **30**: 129–133.
- FOISSNER W. (1991): Mikroorganismen in extremen Lebensräumen. Die Ciliaten astatischer Gewässer. r-Strategen und Überlebenskünstler. — *Biologie in unserer Zeit* **21**: 100–102.
- FOISSNER W. (1991): Mikroorganismen in extremen Lebensräumen. Protozoen im Belebtschlamm. Mikroaerobier und Bioindikatoren. — *Biologie in unserer Zeit* **21**: 326–328.
- FOISSNER W. (1991): Basic light and scanning electron microscopic methods for taxonomic studies of ciliated protozoa. — *Europ. J. Protistol.* **27**: 313–330.
- LÜFTENEGGER G. & FOISSNER W. (1991): Morphology and biometry of twelve soil testate amoebae (Protozoa, Rhizopoda) from Australia, Africa, and Austria. — *Bull. Br. Mus. nat. Hist. (Zool.)* **57**: 1–16.
- AESCHT E. & FOISSNER W. (1992): Biology of a high-rate activated sludge plant of a pharmaceutical company. — *Arch. Hydrobiol. Suppl.* **90** (Monographische Beiträge) **2**: 207–251.
- AESCHT E. & FOISSNER W. (1992): Effects of mineral and organic fertilizers on the microfauna in a high-altitude reafforestation trial. — *Biol. Fertil. Soils* **13**: 17–24.
- AUGUSTIN H. & FOISSNER W. (1992): Morphologie und Ökologie einiger Ciliaten (Protozoa: Ciliophora) aus dem Belebtschlamm. — *Arch. Protistenk.* **141**: 243–283.
- BLATTERER H. & FOISSNER W. (1992): Morphology and infraciliature of some cyrtophorid ciliates (Protozoa, Ciliophora) from freshwater and soil. — *Arch. Protistenk.* **142**: 101–118.
- EIGNER P. & FOISSNER W. (1992): Divisional morphogenesis in *Bakuella pampinaria* nov. spec. and reevaluation of the classification of the urostylids (Ciliophora, Hypotrichida). — *Europ. J. Protistol.* **28**: 460–470.
- FOISSNER W. (1992): Comparative studies on the soil life in ecofarmed and conventionally farmed fields and grasslands of Austria. — *Agric. Ecosyst. Environm.* **40**: 207–218.
- FOISSNER W. (1992): Zerstören die Bauern das Bodenleben? Ergebnisse einer Vergleichsstudie zur konventionellen und biologischen Landwirtschaft. — *Info-Z (Salzburg)* **1992/1**: 23.
- FOISSNER W. & MOOG O. (1992): Die Gewässergüte der Unteren Traun im Spiegel ihrer Wimpertiergesellschaften. — *Kataloge des OÖ. Landesmuseums N. F.* **54**: 99–107.
- FOISSNER W., UNTERWEGER A. & HENSCHEL T. (1992): Comparison of direct stream bed and artificial sampling of ciliates (Protozoa, Ciliophora) in a mesosaprobic river. — *Limnologia (Berlin)* **22**: 97–104.
- FOISSNER W., UNTERWEGER A. & HENSCHEL T. (1992): Beitrag zur Ciliatenfauna (Protozoa: Ciliophora) einiger Seitenbäche der Amper (Oberbayern, Deutschland). — *Lauterbornia* **9**: 45–57.
- LEIPE D.D., OPPELT A., HAUSMANN K. & FOISSNER W. (1992): Stomatogenesis in the ditransversal ciliate *Homalozoon vermiculare* (Ciliophora, Rhabdophora). — *Europ. J. Protistol.* **28**: 198–213.
- PETZ W. & FOISSNER W. (1992): Morphology and morphogenesis of *Strobilidium caudatum* (FROMENTEL), *Meseres corlissi* n. sp., *Halteria grandinella* (MÜLLER), and *Strombidium rehwaldi* n. sp., and a proposed phylogenetic system for oligotrichid ciliates (Protozoa, Ciliophora). — *J. Protozool.* **39**: 159–176.
- WODARZ D., AESCHT E. & FOISSNER W. (1992): A Weighted Coenotic Index (WCI): Description and application to soil animal assemblages. — *Biol. Fertil. Soils* **14**: 5–13.
- AESCHT E. & FOISSNER W. (1993): Effects of organically enriched magnesite fertilizers on the soil ciliates of a spruce forest. — *Pedobiologia* **37**: 321–335.
- EIGNER P. & FOISSNER W. (1993): Divisional morphogenesis in *Orthoamphisiella stramenticola* EIGNER & FOISSNER, 1991 and *O. grelli* nov. spec. (Ciliophora, Hypotrichida). — *Arch. Protistenk.* **143**: 337–345.
- FOISSNER I. & FOISSNER W. (1993): Revision of the family Spironeimidae DOFLEIN (Protista, Hemimastigophora), with description of two new species, *Spironema terricola* n. sp. and *Stereonema geiseri* n. g., n. sp. — *J. Eukaryot. Microbiol.* **40**: 422–438.
- FOISSNER W. (1993): *Corticocolpoda kaneshiroae* n. g., n. sp., a new colpodid ciliate (Protozoa, Ciliophora) from the bark of Ohia trees in Hawaii. — *J. Eukaryot. Microbiol.* **40**: 764–775.
- FOISSNER W. (1993): *Idiocolpoda pelobia* gen. n., sp. n., a new colpodid ciliate (Protozoa, Ciliophora) from an ephemeral stream in Hawaii. — *Acta Protozool.* **32**: 175–182.
- PETZ W. & FOISSNER W. (1993): Morphogenesis in some freshwater tintinnids (Ciliophora, Oligotrichida). — *Europ. J. Protistol.* **29**: 106–120.
- AESCHT E. & FOISSNER W. (1994): Effects of organically enriched magnesite fertilizers on the soil testate amoebae of a spruce forest. — *Europ. J. Soil Biol.* **30**: 79–92.
- BECARES E. & FOISSNER W. (1994): Redescription of *Chilodonatella minuta* DRAGESCO 1966 (Protozoa, Ciliophora). — *Linzer biol. Beitr.* **26/1**: 515–530.
- EIGNER P. & FOISSNER W. (1994): Divisional morphogenesis in *Amphisiella illuvialis* n. sp., *Paramphisiella caudata* (HEMBERGER) and *Hemiamphisiella terricola* FOISSNER, and redefinition of the Amphisiellidae (Ciliophora, Hypotrichida). — *J. Eukaryot. Microbiol.* **41**: 243–261.
- FOISSNER W. (1994): Progress in taxonomy of planktonic freshwater ciliates. — *Mar. microb. Food Webs* **8**: 9–35.
- FOISSNER W. (1994): Die Urtiere (Protozoen) des Bodens. — *Kataloge des OÖ. Landesmuseums N. F.* **71**: 169–218.
- FOISSNER W. (1994): Classe des Colpodea SMALL et LYNN, 1981. — *Traité de Zoologie* **2/2**: 223–258.
- FOISSNER W. (1994): High numbers of testate amoebae (Protozoa) in the benthon of clean, acidified mountain streams. — *Limnologia (Berlin)* **24**: 323–331.
- FOISSNER W. (1994): *Bryometopus hawaiiensis* sp. n., a new colpodid ciliate from a terrestrial biotope of the Hawaiian Archipelago (Protozoa: Ciliophora). — *Annl. naturh. Mus. Wien, Ser. B Bot. Zool.* **96B**: 19–27.
- FOISSNER W. (1994): *Pentahymena corticicola* nov. gen., nov. spec., a new colpodid ciliate (Protozoa, Ciliophora) from bark of *Acacia* trees in Costa Rica. — *Arch. Protistenk.* **144**: 289–295.
- FOISSNER W. (1994): *Spetazon australiense* nov. gen., nov. spec., ein neues Wimpertier (Protozoa, Ciliophora) von Australien. — *Kataloge des OÖ. Landesmuseums N. F.* **71**: 267–278.



- FOISSNER W. (1994): Der "Protozoenkreis" – ein Streupräparat von Ciliaten, Amöben und Flagellaten im Rasterelektronenmikroskop. — *Mikrokosmos* **83**: 219–221.
- FOISSNER W. (1994): Morphology and morphogenesis of *Circinella arenicola* nov. gen., nov. spec., a cephalized hypotrich (Ciliophora, Hypotrichida) from sand dunes in Utah, USA. — *Europ. J. Protistol.* **30**: 156–170.
- FOISSNER W. (1994): Wie baut man billig ein Haus? — *Mikrokosmos* **83**: 41–43.
- FOISSNER W. (1994): Die Chinesenmütze (*Aspidisca turrita*) – ein seltsames Wimpertierchen. — *Mikrokosmos* **83**: 175–179.
- FOISSNER W. (1994): Kommentar zur Gefährdungssituation der Einzeller (Protozoa). — *Grüne Reihe BUMI Umwelt, Jugend Familie, Wien* **2**: 317–319.
- FOISSNER W. & FOISSNER I. (1994): Fine structure of *Cosmocolpoda naschbergeri* (Ciliophora, Colpodida). — *Arch. Protistenk.* **144**: 129–136.
- FOISSNER W. & WÖFL S. (1994): Revision of the genus *Stentor* OKEN (Protozoa, Ciliophora) and description of *S. araucanus* nov. spec. from South American lakes. — *J. Plankton Res.* **16**: 255–289.
- FOISSNER W., PETZ W., UNTERWEGER A., HERZOG E., SIMONSBERGER P., KRAUTGARTNER W.-D. & ZANKL A. (1994): Die Wunder der Mikrowelt. — *Kataloge des OÖ. Landesmuseums N. F.* **71**: 91–110.
- LYNN D.H. & FOISSNER W. (1994): The feet of *Pseudochlamydonellopsis plurivacuolata* (Ciliophora, Cyrtophorida) and a brief review of tentacle-like structures of ciliates. — *Europ. J. Protistol.* **30**: 423–430.
- AESCHT E. & FOISSNER W. (1995): Auswirkungen organomineralischer Dünger auf Bodenorganismen des Böhmerwaldes in Oberösterreich. — *Forstl. Schriftenreihe, Univ. Bodenkultur Wien* **9**: 107–146.
- FOISSNER I. & FOISSNER W. (1995): *Ciliatomyces* nom. nov. for *Ciliomyces* FOISSNER & FOISSNER 1986 (Lagenidiaceae, Oomycota). — *Phyton (Austria)* **35**: 115–116.
- FOISSNER I. & FOISSNER W. (1995): *Ciliatosporidium platyophryae* nov. gen., nov. spec. (Microspora incerta sedis), a parasite of *Platyophrya terricola* (Ciliophora, Colpodea). — *Europ. J. Protistol.* **31**: 248–259.
- FOISSNER W. (1995): Tropical protozoan diversity: 80 ciliate species (Protozoa, Ciliophora) in a soil sample from a tropical dry forest of Costa Rica, with descriptions of four new genera and seven new species. — *Arch. Protistenk.* **145**: 37–79.
- FOISSNER W. (1995): 550 forgotten protist species: the monographs by Abbé E. DUMAS. — *Europ. J. Protistol.* **31**: 124–126.
- FOISSNER W. (1995): *Kentrophoros* (Ciliophora, Karyorelictida) has oral vestiges: a reinvestigation of *K. fistulosus* (FAURÉ-FREMIET, 1950) using protargol impregnation. — *Arch. Protistenk.* **146**: 165–179.
- FOISSNER W. & FOISSNER I. (1995): Fine structure and systematic position of *Enchelyomorpha vermicularis* (SMITH, 1899) KAHL, 1930, an anaerobic ciliate (Protozoa, Ciliophora) from domestic sewage. — *Acta Protozool.* **34**: 21–34.
- FOISSNER W. & KORGANOVA G.A. (1995): Redescription of three testate amoebae (Protozoa, Rhizopoda) from a Caucasian soil: *Centropyxis plagiostoma* BONNET & THOMAS, *Cyclopyxis kahli* (DEFLANDRE) and *C. intermedia* KUFFERATH. — *Arch. Protistenk.* **146**: 13–28.
- FOISSNER W. & LEIPE D. (1995): Morphology and ecology of *Siroloxophyllum utricularae* (PENARD, 1922) n. g., n. comb. (Ciliophora, Pleurostomatida) and an improved classification of pleurostomatid ciliates. — *J. Eukaryot. Microbiol.* **42**: 476–490.
- FOISSNER W. [Anonym?] (1995): [Corrigendum *Pseudochlamydonellopsis* > *Chlamydonellopsis*]. — *Europ. J. Protistol.* **31**: 401.
- YEATES G.W. & FOISSNER W. (1995): Testate amoebae as predators of nematodes. — *Biol. Fertil. Soils* **20**: 1–7.
- FOISSNER W. (1996): A redescription of *Remanella multinucleata* (KAHL, 1933) nov. gen., nov. comb. (Ciliophora, Karyorelictea), emphasizing the infraciliature and extrusomes. — *Europ. J. Protistol.* **32**: 234–250.
- FOISSNER W. (1996): Terrestrial ciliates (Protozoa, Ciliophora) from two islands (Gough, Marion) in the southern oceans, with description of two new species, *Arcuospathidium cooperi* and *Oxytricha ottowi*. — *Biol. Fertil. Soils* **23**: 282–291.
- FOISSNER W. (1996): Updating the trachelocercids (Ciliophora, Karyorelictea). II. *Prototrachelocerca* nov. gen. (Prototrachelocercidae nov. fam.), with a redescription of *P. fasciolata* (SAUERBREY, 1928) nov. comb. and *P. caudata* (DRAGESCO & RAIKOV, 1966) nov. comb. — *Europ. J. Protistol.* **32**: 336–355.
- FOISSNER W. (1996): Faunistics, taxonomy and ecology of moss and soil ciliates (Protozoa, Ciliophora) from Antarctica, with description of new species, including *Pleuroplitoides smithi* gen. n., sp. n. — *Acta Protozool.* **35**: 95–123.
- FOISSNER W. (1996): The infraciliature of *Cryptopharynx setigerus* KAHL, 1928 and *Apocryptopharynx hippocampoides* nov. gen., nov. spec. (Ciliophora, Karyorelictea), with an account on evolution in loxodid ciliates. — *Arch. Protistenk.* **146**: 309–327.
- FOISSNER W. (1996): Ciliates in rapid gravity filters of waterworks exploiting deep groundwaters. — *Microsc. Res. Technique* **33**: 12–22.
- FOISSNER W. (1996): Symphorionte Wimpertiere (Protozoa, Ciliophora) auf Großen Kiemenfußkrebse (Crustacea, Branchiopoda). — *Stapfia* **42**: 59–69.
- FOISSNER W. & BERGER H. (1996): A user-friendly guide to the ciliates (Protozoa, Ciliophora) commonly used by hydrobiologists as bioindicators in rivers, lakes, and waste waters, with notes on their ecology. — *Freshw. Biol.* **35**: 375–482.
- FOISSNER W. & BROZEK S. (1996): Taxonomic characterization of *Pseudohaplocaulus infravacuolatus* nov.spec. and *Vorticella chlorellata* STILLER 1940, epiplanktonic peritrichs (Ciliophora, Peritrichia) attached to coenobia of *Anabaena* (Cyanophyta), including a redescription of *V. chlorostigma* (EHRENBERG, 1831). — *Intern. Revue ges. Hydrobiol.* **81**: 329–351.
- FOISSNER W. & DRAGESCO J. (1996): Updating the trachelocercids (Ciliophora, Karyorelictea). III. Redefinition of the genera *Trachelocerca* EHRENBERG and *Tracheloraphis* DRAGESCO, and evolution in trachelocercid ciliates. — *Arch. Protistenk.* **147**: 43–91.
- FOISSNER W. & DRAGESCO J. (1996): Updating the trachelocercids (Ciliophora, Karyorelictea). I. A detailed description of the infraciliature of *Trachelolophos gigas* n. g., n. sp. and *T. filum* (DRAGESCO & DRAGESCO-KERNÉIS, 1986) n. comb. — *J. Eukaryot. Microbiol.* **43**: 12–25.

- FOISSNER W. & KREUTZ M. (1996): Redescription of *Platyophrya sphagni* (PENARD 1922) FOISSNER 1993 (Protozoa, Ciliophora). — Linzer biol. Beitr. **28**: 745–756.
- PETZ W. & FOISSNER W. (1996): Morphology and morphogenesis of *Lamtostyla edaphoni* BERGER and FOISSNER and *Onychodromopsis flexilis* STOKES, two hypotrichs (Protozoa: Ciliophora) from Antarctic soils. — Acta Protozool. **35**: 257–280.
- VOSS H.-J. & FOISSNER W. (1996): Divisional morphogenesis in *Steinia sphagnicola* (Ciliophora, Hypotrichida): a comparative light and scanning electron microscopic study. — Europ. J. Protistol. **32**: 31–46.
- BERGER H. & FOISSNER W. (1997): Cladistic relationships and generic characterization of oxytrichid hypotrichs (Protozoa, Ciliophora). — Arch. Protistenk. **148**: 125–155.
- CORLISS J.O. & FOISSNER W. (1997): *Trachelocerca* EHRENBERG (Ciliophora): proposed conservation of authorship as EHRENBERG (1840), with fixation of *Vibrio sagitta* MÜLLER, 1786 as the type species. — Bull. Zool. Nom. **54**: 219–221.
- FOISSNER W. (1997): Faunistic and taxonomic studies on ciliates (Protozoa, Ciliophora) from clean rivers in Bavaria (Germany), with descriptions of new species and ecological notes. — Limnologica (Berlin) **27**: 179–238.
- FOISSNER W. (1997): Protozoen als Indikatoren der Humusform. — Mitt. dt. bodenk. Ges. **85**, II: 683–686.
- FOISSNER W. (1997): Infraciliature and systematic position of the marine interstitial ciliates (Protozoa, Ciliophora) *Lopezoterenia torpens* (KAHL, 1931) nov. gen., nov. comb., *Discotricha papillifera* TUFFRAU, 1954, and *Paraspathidium fuscum* (KAHL, 1928) FJELD, 1955. — Revta Soc. Mex. Hist. Nat. **47**: 41–63.
- FOISSNER W. (1997): Protozoa as bioindicators in agroecosystems, with emphasis on farming practices, biocides, and biodiversity. — Agric. Ecosyst. Environm. **62**: 93–103.
- FOISSNER W. (1997): Updating the trachelocerids (Ciliophora, Karyorelictea). V. Redescription of *Kovalevaia sulcata* (KOVALEVA, 1966) gen. n., comb. n. and *Trachelocerca incaudata* KAHL, 1933. — Acta Protozool. **36**: 197–219.
- FOISSNER W. (1997): Updating the trachelocerids (Ciliophora, Karyorelictea). IV. Transfer of *Trachelocerca entzi* KAHL, 1927 to the Gymnostomatea as a new genus, *Trachelotractus* gen. n. (Helicoproodontidae). — Acta Protozool. **36**: 63–74.
- FOISSNER W. (1997): Global soil ciliate (Protozoa, Ciliophora) diversity: a probability-based approach using large sample collectives from Africa, Australia, and Antarctica. — Biodiversity and Conservation **6**: 1627–1638.
- FOISSNER W. (1997): Soil ciliates (Protozoa: Ciliophora) from evergreen rain forests of Australia, South America and Costa Rica: diversity and description of new species. — Biol. Fert. Soils **25**: 317–339.
- FOISSNER W. & ACHTERBERG C. VAN (1997): The valid name for the genus *Loxocephalus* FOERSTER, 1862 (Insecta, Hymenoptera: Braconidae), preoccupied by *Loxocephalus* EBERHARD, 1862 (Protozoa: Ciliophora). — Zool. Meded., Leiden **71**: 31–32.
- FOISSNER W. & PFISTER G. (1997): Taxonomic and ecologic revision of urotrichs (Ciliophora, Prostomatida) with three or more caudal cilia, including a user-friendly key. — Limnologica (Berlin) **27**: 311–347.
- LEITNER A.R. & FOISSNER W. (1997): Morphology and infraciliature of *Microthorax pusillus* ENGELMANN 1862 and *Spathidium deforme* KAHL 1928, two ciliates (Protozoa, Ciliophora) from activated sludge. — Linzer biol. Beitr. **29**: 349–368.
- LEITNER A.R. & FOISSNER W. (1997): Taxonomic characterization of *Epicarchesium granulatum* (KELLICOTT, 1887) JANKOWSKI, 1985 and *Pseudovorticella elongata* (FROMENTEL, 1876) nov. comb., two peritrichs (Protozoa, Ciliophora) from activated sludge. — Europ. J. Protistol. **33**: 13–29.
- PETZ W. & FOISSNER W. (1997): Morphology and infraciliature of some soil ciliates (Protozoa, Ciliophora) from continental Antarctica, with notes on the morphogenesis of *Sterkiella histriomuscorum*. — Polar Record **33**: 307–326.
- AESCHT E. & FOISSNER W. (1998): Divisional morphogenesis in *Blepharisma americanum*, *B. undulans*, and *B. hyalinum* (Ciliophora, Heterotrichida). — Acta Protozool. **37**: 71–92.
- FOISSNER W. (1998): An updated compilation of world soil ciliates (Protozoa, Ciliophora), with ecological notes, new records, and descriptions of new species. — Europ. J. Protistol. **34**: 195–235.
- FOISSNER W. (1998): Two new soil ciliates (Protozoa, Ciliophora) from Namibia: *Diplites telmatobius* nov. gen., nov. spec. and *Apobryophyllum etoschense* nov. spec. — Quekett J. Microsc. **38**: 207–218.
- FOISSNER W. (1998): Comments on the proposed conservation of the specific names of *Strombidium gyrans* STOKES, 1887 (currently *Strobilidium gyrans*) and *Strobilidium caudatum* KAHL, 1932 (Ciliophora, Oligotrichida) (Case 3011: see BZN 55: 6-8). — Bull. Zool. Nom. **55**: 233.
- FOISSNER W. & GSCHWIND K. (1998): Taxonomy of some freshwater ciliates (Protozoa: Ciliophora) from Germany. — Ber. naturw.-med. Ver. Salzburg **12**: 25–76.
- FOISSNER W. & KREUTZ M. (1998): Systematic position and phylogenetic relationships of the genera *Bursaridium*, *Paracondylostoma*, *Thylakidium*, *Bryometopus*, and *Bursaria* (Ciliophora: Colpodea). — Acta Protozool. **37**: 227–240.
- AL-RASHEID K. & FOISSNER W. (1999): Apical feeding in the karyorelictids (Protozoa, Ciliophora) *Sultanophrys arabica* and *Tracheloraphis* sp. — J. Eukaryot. Microbiol. **46**: 458–463.
- FOISSNER W. (1999): Protist diversity: estimates of the near-imponderable. — Protist **150**: 363–368.
- FOISSNER W. (1999): Soil protozoa as bioindicators: pros and cons, methods, diversity, representative examples. — Agric. Ecosyst. Environm. **74**: 95–112.
- FOISSNER W. (1999): Comment on the proposed conservation of the specific names of *Strombidium gyrans* STOKES, 1887 (currently *Strobilidium gyrans*) and *Strobilidium caudatum* KAHL, 1932 (Ciliophora, Oligotrichida). — Bull. Zool. Nom. **56**: 142.
- FOISSNER W. (1999): Notes on the soil ciliate biota (Protozoa, Ciliophora) from the Shimba Hills in Kenya (Africa): diversity and description of three new genera and ten new species. — Biodiversity and Conservation **8**: 319–389.
- FOISSNER W. (1999): Der „Radiolarienkreis“ – eine Hommage für Ernst HAECKEL (1834–1919). — Mikrokosmos **88**: 174–175.
- FOISSNER W. (1999): Description of two new, mycophagous soil ciliates (Ciliophora, Colpodea): *Fungiphrya strobili* n. g., n. sp. and *Grossglockneria ovata* n. sp. — J. Eukaryot. Microbiol. **46**: 34–42.
- FOISSNER W. & AGATHA S. (1999): Morphology and morphogenesis of *Metopus hasei* SONDHEIM, 1929 and *M. inversus* (JANKOWSKI, 1964) nov. comb. (Ciliophora, Metopida). — J. Eukaryot. Microbiol. **46**: 174–193.

- FOISSNER W. & AL-RASHEID K.A.S. (1999): Updating the trachelocercids (Ciliophora, Karyorelictea). VI. A detailed description of *Sultanophrys arabica* nov. gen., nov. spec. (Sultanophryidae nov. fam.). — *Europ. J. Protistol.* **35**: 146–160.
- FOISSNER W. & AL-RASHEID K.A.S. (1999): Ontogenesis in a trachelocercid ciliate (Ciliophora: Karyorelictea), *Sultanophrys arabica*, with an account of evolution at the base of the ciliate tree. — *Acta Protozool.* **38**: 273–290.
- FOISSNER W. & BERGER H. (1999): Identification and ontogenesis of the nomen nudum hypotrichs (Protozoa: Ciliophora) *Oxytricha nova* (= *Sterkiella nova* sp. n.) and *O. trifallax* (= *S. histriomuscorum*). — *Acta Protozool.* **38**: 215–248.
- LYNN D.H., WRIGHT A.-D.G., SCHLEGEL M. & FOISSNER W. (1999): Phylogenetic relationships of the orders within the class Colpodea (Phylum Ciliophora) inferred from small subunit rRNA gene sequences. — *J. Mol. Evol.* **48**: 605–614.
- SCHÖNBORN W., DÖRFELT H., FOISSNER W., KRIENITZ L. & SCHÄFER U. (1999): A fossilized microcenosis in Triassic amber. — *J. Eukaryot. Microbiol.* **46**: 571–584.
- FOISSNER W. (2000): A compilation of soil and moss ciliates (Protozoa, Ciliophora) from Germany, with new records and descriptions of new and insufficiently known species. — *Europ. J. Protistol.* **36**: 253–283.
- FOISSNER W. (2000): Opinion 1955 – *Strombidium caudatum* FROMENTEL, 1876 (currently *Strobilidium caudatum*; Ciliophora, Oligotrichida): specific name placed on the official list. — *Bull. Zool. Nom.* **57**: 177–178.
- FOISSNER W. (2000): The Etosha pan in Namibia (Southwest Africa): a biodiversity centre for soil ciliates (Protozoa, Ciliophora). — *Mitt. öst. bodenk. Ges.* **59**: 7–10.
- FOISSNER W. (2000): Two new terricolous spathidiids (Protozoa, Ciliophora) from tropical Africa: *Arcuospathidium vlassaki* and *Arcuospathidium bulli*. — *Biol. Fertil. Soils* **30**: 469–477.
- FOISSNER W. (2000): Notes on ciliates (Protozoa, Ciliophora) from *Espeletia* trees and *Espeletia* soils of the Andean Páramo, with descriptions of *Sikorops espeletiae* nov. spec. and *Fragmocirrus espeletiae* nov. gen., nov. spec. — *Stud. Neotrop. Fauna & Environm.* **35**: 52–79.
- FOISSNER W. (2001): Revision of the genera *Gastronauta* ENGELMANN in BÜTSCHLI, 1889 and *Paragastronauta* nov. gen. (Ciliophora: Gastronautidae). — *Protozoological Monographs* **1**: 63–101.
- FOISSNER W. & KORGANOVA G.A. (2000): The *Centropyxis aerophila* complex (Protozoa: Testacea). — *Acta Protozool.* **39**: 257–273.
- BERNHARD D., STECHMANN A., FOISSNER W., AMMMERMANN D., HEHN M. & SCHLEGEL M. (2001): Phylogenetic relationships within the class Spirotrichea (Ciliophora) inferred from small subunit rRNA gene sequences. — *Molec. Phyl. Evol.* **21**: 86–92.
- FOISSNER W. & SCHILLER W. (2001): Stable for 15 million years: scanning electron microscope investigation of Miocene euglyphid thecameobians from Germany, with description of the new genus *Scutiglypha*. — *Europ. J. Protistol.* **37**: 167–180.
- FOISSNER W., STOECK T., SCHMIDT H. & BERGER H. (2001): Biogeographical differences in a common soil ciliate, *Gonostomum affine* (STEIN), as revealed by morphological and RAPD-fingerprint analysis. — *Acta Protozool.* **40**: 83–97.
- BAUMGARTNER M., STETTER K.O. & FOISSNER W. (2002): Morphological, small subunit rRNA, and physiological characterization of *Trimyema minutum* (KAHL, 1931), an anaerobic ciliate from submarine hydrothermal vents growing from 28°C to 52°C. — *J. Eukaryot. Microbiol.* **49**: 227–238.
- FOISSNER W. (2002): Neotypification of protists, especially ciliates (Protozoa, Ciliophora). — *Bull. Zool. Nom.* **59**: 165–169.
- FOISSNER W. & SONG W. (2002): *Apofrontonia lamentschwandtneri* nov. gen., nov. spec., a new peniculine ciliate (Protozoa, Ciliophora) from Venezuela. — *Europ. J. Protistol.* **38**: 223–234.
- LOBBAN C.S., SCHEFTER M., SIMPSON A.G.B., POCHON X., PAWLOWSKI J. & FOISSNER W. (2002): *Maristentor dinoferus* n. gen., n. sp., a giant heterotrich ciliate (Spirotrichea: Heterotrichida) with zooxanthellae, from coral reefs on Guam, Mariana Islands. — *Marine Biology* (Berlin) **140**: 411–423.
- BLATTERER H. & FOISSNER W. (2003): Morphological and ontogenetic comparison of two populations of *Parentocirrus hortualis* Voss 1997 (Ciliophora, Hypotrichida). — *Linzer biol. Beitr.* **35**: 831–854.
- FOISSNER W. (2003): Morphology and ontogenesis of *Lambornella trichoglossa* nov. spec., a new tetrahymenid ciliate (Protozoa, Ciliophora) from Brazilian tank bromeliads (Bromeliaceae) tetrahymenid ciliate (Protozoa, Ciliophora) from Brazilian tank bromeliads (Bromeliaceae). — *Europ. J. Protistol.* **39**: 63–82.
- FOISSNER W. (2003): *Pseudomaryna australiensis* nov. gen., nov. spec. and *Colpoda brasiliensis* nov. spec., two new colpodids (Ciliophora, Colpodea) with a mineral envelope. — *Europ. J. Protistol.* **39**: 199–212.
- FOISSNER W. (2003): The Myriokaryonidae fam. n., a new family of spathidiid ciliates (Ciliophora: Gymnostomatea). — *Acta Protozool.* **42**: 113–143.
- FOISSNER W. (2003): *Cultellothrix velhoi* gen. n., sp. n., a new spathidiid ciliate (Ciliophora: Haptorida) from a Brazilian floodplain soil. — *Acta Protozool.* **42**: 47–54.
- FOISSNER W. (2003): Morphology and ontogenesis of *Bromeliophrya brasiliensis* gen. n., sp. n., a new ciliate (Protozoa, Ciliophora) from Brazilian tank bromeliads (Bromeliaceae). — *Acta Protozool.* **42**: 55–70.
- FOISSNER W. (2003): Two remarkable soil spathidiids (Ciliophora: Haptorida), *Arcuospathidium pachyoplites* sp. n. and *Spathidium faurefremietii* nom. n. — *Acta Protozool.* **42**: 145–159.
- FOISSNER W., STRÜDER-KYPKE M., VAN DER STAAY G.W.M., MOON-VAN DER STAAY S.-Y. & HACKSTEIN J.H.P. (2003): Endemic ciliates (Protozoa, Ciliophora) from tank bromeliads: a combined morphological, molecular, and ecological study. — *Europ. J. Protistol.* **39**: 365–372.
- FOISSNER W. (2004): Ubiquity and cosmopolitanism of protists questioned. — *SILnews* **43**: 6–7.
- FOISSNER W. (2004): Some new ciliates (Protozoa, Ciliophora) from an Austrian floodplain soil, including a giant, red “flagship”, *Cyrtohymena* (*Cyrtohymenides*) *aspoecki* nov. subgen., nov. spec. — *Denisia* **13**: 369–382.
- FOISSNER W. & LEI Y.-L. (2004): Morphology and ontogenesis of some soil spathidiids (Ciliophora, Haptorida). — *Linzer biol. Beitr.* **36**: 159–199.
- FOISSNER W. & WENZEL F. (2004): Life and legacy of an outstanding ciliate taxonomist, Alfred KAHL (1877–1946), including a facsimile of his forgotten monograph from 1943. — *Acta Protozool. (Suppl.)* **43**: 3–69.

- FOISSNER W., MOON-VAN DER STAAY S.Y., VAN DER STAAY G.W.M., HACKSTEIN J.H.P., KRAUTGARTNER W.-D. & BERGER H. (2004): Reconciling classical and molecular phylogenies in the stichotrichines (Ciliophora, Spirotrichea), including new sequences from some rare species. — *Europ. J. Protistol.* **40**: 265–281.
- SONNTAG B. & FOISSNER W. (2004): *Urotricha psenneri* n. sp. and *Amphileptus piger* (VUXANOVIĆ, 1962) n. comb., two planktonic ciliates (Protozoa, Ciliophora) from an oligotrophic lake in Austria. — *J. Eukaryot. Microbiol.* **51**: 670–677.
- XU K. & FOISSNER W. (2004): Body, nuclear, and ciliary changes during conjugation of *Protophthidium serpens* (Ciliophora, Haptoria). — *J. Eukaryot. Microbiol.* **51**: 605–617.
- FOISSNER W. (2005): Fossil ciliates and testate amoebae: what do they tell us? — *Protist* **156**: 14–17.
- FOISSNER W. (2005): The unusual, lepidosome-coated resting cyst of *Meseres corlissi* (Ciliophora: Oligotrichea): transmission electron microscopy and phylogeny. — *Acta Protozool.* **44**: 217–230.
- FOISSNER W. (2005): Two new “flagship” ciliates (Protozoa, Ciliophora) from Venezuela: *Sleighophrys pustulata* and *Luporinophrys micelae*. — *Europ. J. Protistol.* **41**: 99–117.
- FOISSNER W., BERGER H., XU K. & ZECHMEISTER-BOLTENSTERN S. (2005): A huge, undescribed soil ciliate (Protozoa: Ciliophora) diversity in natural forest stands of Central Europe. — *Biodiversity and Conservation* **14**: 617–701.
- FOISSNER W., MÜLLER H. & WEISSE T. (2005): The unusual, lepidosome-coated resting cyst of *Meseres corlissi* (Ciliophora: Oligotrichea): light and scanning electron microscopy, cytochemistry. — *Acta Protozool.* **44**: 201–215.
- FOISSNER W., XU K. & KREUTZ M. (2005): The Apertospathulidae, a new family of haptorid ciliates (Protozoa, Ciliophora). — *J. Eukaryot. Microbiol.* **52**: 360–373.
- KATZ L.-A., McMANUS G.B., SNOEYENBOS-WEST O.L.O., GRIFFIN A., PIROG K., COSTAS B. & FOISSNER W. (2005): Reframing the Everything is everywhere debate: evidence for high gene flow and diversity in ciliate morphospecies. — *Aquat. Microb. Ecol.* **41**: 55–65.
- XU K. & FOISSNER W. (2005): Descriptions of *Protophthidium serpens* (KAHL, 1930) and *P. fraterculum* n. sp. (Ciliophora, Haptorida), two species based on different resting cyst morphology. — *J. Eukaryot. Microbiol.* **52**: 298–309.
- XU K. & FOISSNER W. (2005): Morphology, ontogenesis and encystment of a soil ciliate (Ciliophora, Haptorida), *Arcuospathidium cultriforme* (PENARD 1922), with models for the formation of the oral buldge, the ciliary patterns, and the evolution of the spathidiids. — *Protistology* **4**: 5–55.
- BERGER H., AL-RASHEID K.A.S. & FOISSNER W. (2006): Morphology and cell division of *Saudithrix terricola* n. gen., n. sp., a large stichotrich ciliate from Saudi Arabia. — *J. Eukaryot. Microbiol.* **53**: 260–268.
- CHAO A., LI P.C., AGATHA S. & FOISSNER W. (2006): A statistical approach to estimate soil ciliate diversity and distribution based on data from five continents. — *Oikos* **114**: 479–493.
- FOISSNER W. (2006): Biogeography and dispersal of microorganisms: a review emphasizing protists. — *Acta Protozool.* **45**: 111–136.
- FOISSNER W. & AL-RASHEID K. (2006): A unified organization of the stichotrichine oral apparatus, including a description of the buccal seal (Ciliophora: Spirotrichea). — *Acta Protozool.* **45**: 1–16.
- FOISSNER W. & PICHLER M. (2006): The unusual resting cyst of *Meseres corlissi* (Ciliophora: Oligotrichea): genesis of four complex types of wall precursors and assemblage of cyst walls. — *Acta Protozool.* **45**: 339–366.
- FOISSNER W., PICHLER M., AL-RASHEID K. & WEISSE T. (2006): The unusual, lepidosome-coated resting cyst of *Meseres corlissi* (Ciliophora: Oligotrichea): encystment and genesis and release of the lepidosomes. — *Acta Protozool.* **45**: 323–338.
- FOISSNER W. & STOECK T. (2006): *Rigidothrix goiseri* nov. gen., nov. spec. (Rigidotrichidae nov. fam.), a new “flagship” ciliate from the Niger floodplain breaks the flexibility-dogma in the classification of stichotrichine spirotrichs (Ciliophora, Spirotrichea). — *Europ. J. Protistol.* **42**: 249–267.
- MÜLLER H., FOISSNER W. & WEISSE T. (2006): Role of soil in the life cycle of *Meseres corlissi* (Ciliophora: Oligotrichea): experiments with two clonal strains from the type locality, an astatic meadow pond. — *Aquat. Microb. Ecol.* **42**: 199–208.
- STRÜDER-KRYPKE M.C., WRIGHT A.-D.G., FOISSNER W., CHATZINOTAS A. & LYNN D.H. (2006): Molecular phylogeny of lithostome ciliates (Ciliophora, Litostomatea) with emphasis on free-living haptorian genera. — *Protist* **157**: 261–278.
- FOISSNER W. (2007): Dispersal and biogeography of protists: recent advances. — *Jpn. J. Protozool.* **40**: 1–16.
- FOISSNER W. & AL-RASHEID K. (2007): Notes on soil ciliates (Protozoa, Ciliophora) from the Netherlands, with description of *Keronopsis schminkei* nov. spec. and *Apobryophyllum schmidingeri* nov. spec. — *Acta Protozool.* **46**: 201–220.
- FOISSNER W., MÜLLER H. & AGATHA S. (2007): A comparative fine structural and phylogenetic analysis of resting cysts in oligotrich and hypotrich Spirotrichea (Ciliophora). — *Europ. J. Protistol.* **43**: 295–314.
- FRIED J. & FOISSNER W. (2007): Differentiation of two very similar glaucomid ciliate morphospecies (Ciliophora, Tetrahymenida) by fluorescence in situ hybridization with 18S rRNA targeted oligonucleotide probes. — *J. Eukaryot. Microbiol.* **54**: 381–387.
- MARTÍN-CERECEDA M., GUINEA A., BONACCORSO E., DYAL P., NOVARINO G. & FOISSNER W. (2007): Classification of the peritrich ciliate *Opisthonecta matiense* (MARTIN-CERECEDA et al. 1999) as *Telotrochidium matiense* nov. comb., based on new observations and SSU rDNA phylogeny. — *Europ. J. Protistol.* **43**: 265–279.
- SCHMIDT S.L., BERNHARD D., SCHLEGEL M. & FOISSNER W. (2007): Phylogeny of the Stichotrichia (Ciliophora; Spirotrichea) reconstructed with nuclear small subunit rRNA gene sequences: discrepancies and accordances with morphological data. — *J. Eukaryot. Microbiol.* **54**: 201–209.
- SCHMIDT S.L., FOISSNER W., SCHLEGEL M. & BERNHARD D. (2007): Molecular phylogeny of the Heterotrichea (Ciliophora, Postciliodesmatophora) based on small subunit rRNA gene sequences. — *J. Eukaryot. Microbiol.* **54**: 358–363.
- STOECK T., BRUEMMER F. & FOISSNER W. (2007): Evidence for local ciliate endemism in an alpine anoxic lake. — *Microb. Ecol.* **54**: 478–486.
- STOECK T., FOISSNER W. & LYNN D.H. (2007): Small-subunit rRNA phylogenies suggest that *Epalkella antiquorum* (PENARD, 1922) CORLISS, 1960 (Ciliophora, Odontostomatida) is a member of the Plagiopylea. — *J. Eukaryot. Microbiol.* **54**: 436–442.
- WEISSE T., SCHEFFEL U., STADLER P. & FOISSNER W. (2007): Local adaptation among geographically distant clones of the cosmopolitan freshwater ciliate *Meseres corlissi*. II. Response to pH. — *Aquat. Microb. Ecol.* **47**: 289–297.
- COTTERILL F.P.D., AL-RASHEID K. & FOISSNER W. (2008): Conservation of protists: is it needed at all? — *Biodiversity and Conservation* **17**: 427–443.



- DUNTHORN M., FOISSNER W. & KATZ L.A. (2008): Molecular phylogenetic analysis of class Colpodea (phylum Ciliophora) using broad taxon sampling. — *Molec. Phyl. Evol.* **48**: 316–327.
- FOISSNER W. (2008): Protist diversity and distribution: some basic considerations. — *Biodiversity and Conservation* **17**: 235–242.
- FOISSNER W., CHAO A. & KATZ L.A. (2008): Diversity and geographic distribution of soil protozoa. — *Biodiversity and Conservation* **17**: 345–363.

#### 4.6 Reports and short communications

- FOISSNER W. & SIMONSBERGER P. (1980): Reply to the letter of J. W. Mc COY. — *Ber. Nat.-Med. Ver. Salzburg* **5**: 121–122.
- LEE J.J., BICK H., FOISSNER W., MUSCH E., PRATT J.R. & SHEN Y. (1986): Protozoa as indicators of ecosystems. — *Insect Sci. Applic.* **7**: 349–353.
- FOISSNER W. (1990): Preface of the editor. — *Biol. Fertil. Soils* **9**: 89.
- FOISSNER W., BLATTERER H., BERGER H. & KOHMANN F. (1992): Taxonomische und ökologische Revision der Ciliaten des Saprobiensystems. — In: Deutsche Gesellschaft für Limnologie (Ed.): *Erweiterte Zusammenfassungen der Jahrestagung 1991 30.9.–6.10.1991 in Mondsee*. München: 505–508.
- BERGER H., FOISSNER W. & SCHAUMBURG J. (1999): Taxonomie und Ökologie der euplanktischen Süßwasserciliaten. — *Deutsche Gesellschaft für Limnologie e. V., Tagungsbericht 1998 (Klagenfurt)*, Band II: 680–684.
- FOISSNER W., SCHÖNBORN W., WRIGHT A.-D.G. & LYNN D.H. (1999?): Further studies on fossilized ciliates (Protozoa, Ciliophora) from triassic amber. — In: *Soil Zoology in Central Europe ??? 5<sup>th</sup> Central Europ. Workshop Soil Zool., Ceske Budejovice, April 27-30, 1999*: 45–52.
- FOISSNER W. (2003): Einzeller (Protozoen). Ein Forschungsfeld mit Zukunft – Salzburg, ein Zentrum der Biodiversitätsforschung. — *NOEO 01/2003*: 13–18.

#### 4.7 Book reviews

- FOISSNER W. (1994): SCHÖNBORN W.: *Fließgewässerbiologie*. — *Arch. Protistenk.* **144**: 62.
- FOISSNER W. (1998): HALL G.S. (Ed.; 1996). *Methods for the examination of organismal diversity in soils and sediments*. — *Europ. J. Protistol.* **34**: 94.
- FOISSNER W. (2000): LINDHOLM T.: *Algenfenomen och Algproblemm (Algenblüten und Algenproblem)...* — *Limnologica (Berlin)* **30**: 20.
- FOISSNER W. (2000): HOFFMANN, G. L. (1999): *Parasites of North American freshwater fishes...* — *Europ. J. Protistol.* **36**: 351.
- FOISSNER W. (2001): AESCHT, E. (2001) *Catalogue of the Generic Names of Ciliates (Protozoa, Ciliophora)*. *Denisia* 1, 350 pages, paperback, 760 Austrian Shilling (~ 55 US\$). ISSN 1608-8700. — *Europ. J. Protistol.* **37**: 146.
- FOISSNER W. (2004): HAUSMANN, K., HÜLSMANN, N. and RADEK, R. (with contributions by MACHEMER, H., MULISCH, M. and STEINBRÜCK, G.). 2003: *Protistology*. E. Schweizerbart'sche Velagsbuchhandlung, Berlin & Stuttgart. 379 p. Prices: €64,-/US\$ 78,- (hardcover, ISBN 3-510-65208-8); €49,-/US\$ 59,- (student's paperback edition, ISBN 3-510-65209-6). — *J. Eukaryot. Microbiol.* **51**: 258.
- FOISSNER W. (2004): STORCH V. & WELSCH U. 2003: *Systematische Zoologie...* — *Naturwiss. Rundschau* **57**: 398–399.

#### 4.8 Abstracts

In many cases the citation of abstracts is a difficult task because they have been “published” only in abstract booklets issued primarily to participants at meetings, symposia, colloquia or congresses. Often such booklets are unpaginated and no copies have been deposited in libraries. Furthermore, such abstracts do not constitute a published work within the meaning of the International Code of Zoological Nomenclature (ICZN 1999, Article 9), that is, nomenclatural acts (e.g., new names, new combinations) mentioned in such abstracts are not available.

- FOISSNER W. (1979): The silverline system of ciliates: facts, hypotheses, problems. — *European Conference on Ciliates 6 (Camerino)*: Abstract.
- FOISSNER W. (1981): Terrestrial Protozoa as bioindicators: Investigations at a graded ski trail at the Schloßbalm near Bad Hofgastein (Austria). — *Int. Congr. Protozool. (Warszawa)* **6**: Abstract 96.
- FOISSNER W. (1982): The silverline system: An useful criterion for the systematics of the middle categories of the Ciliophora. — *J. Protozool. Suppl.* **29**: 528–529, Abstract 213.
- BERGER H., FOISSNER W. & ADAM H. (1983): Experimental studies about the effects of soil compaction on the structure of the testacean and ciliate community. — *J. Protozool. Suppl.* **30**: 49A, Abstract 187.
- FOISSNER W. (1983): Testacean taxonomy from the view point of a ciliate specialist: an appeal for quantification of testacean species descriptions. — *III. International Workshop on Taxonomy and Ecology of Testate Amoeba, Aachen 1983*: Abstract.
- FOISSNER W. (1983): Protargol silver staining: a useful method in testacean taxonomy at the light microscopical level. — *III. International Workshop on Taxonomy and Ecology of Testate Amoeba, Aachen 1983*: Abstract.
- FOISSNER W. (1983): Estimation of numbers of protista in soil: A test of the “direct” method. — *J. Protozool. Suppl.* **30**: 49A, Abstract 186.
- PUYTORAC P. DE, DIDIER P., DETCHEVA R. & FOISSNER W. (1983): Sur l'ultrastructure du cilié Colpodida *Pseudoplatyophrya nana* (KAHL, 1926). — *J. Protozool. Suppl.* **30**: 73A, Abstract 271.
- WIRNSBERGER E., FOISSNER W. & ADAM H. (1983): The infraciliature of *Perispira* and *Cranotheridium* (Ciliophora, Spathidiidae). — *J. Protozool. Suppl.* **30**: 50A, Abstract 188.
- BERGER H., FOISSNER W. & ADAM H. (1984): Effects of ammonium sulphate ((NH<sub>4</sub>)<sub>2</sub>SO<sub>4</sub>) on soil testacea, ciliates, and nematodes. — *J. Protozool. Suppl.* **31**: 59A, Abstract 215.
- FOISSNER W. (1984): The shape of the left polykinetid: A new character for the discrimination of *Colpoda aspera*, *C. ellioti*, and *Paracolpoda steinii*. — *J. Protozool. Suppl.* **31**: 60A, Abstract 218.
- FOISSNER W. & FOISSNER I. (1984): The fine structure of *Spiromonas* sp., an ectoparasitic flagellate on the ciliate *Colpoda*. — *J. Protozool. Suppl.* **31**: 60A, Abstract 219.
- LÜFTENEGGER G., FOISSNER W. & ADAM H. (1984): r- and K-strategies in soil ciliates of different affinity to their habitats: a field and experimental approach. — *J. Protozool. Suppl.* **31**: 59A–60A, Abstract 217.

- PETZ W., FOISSNER W. & ADAM H. (1984): Culture and food selection in the autochthonous soil ciliate *Grossglockneria acuta* FOISSNER, 1980 (Ciliophora, Colpodida). — J. Protozool. Suppl. **31**: 59A, Abstract 216.
- WIRNSBERGER E., FOISSNER W. & ADAM H. (1984): Cortical pattern in non-dividers, dividers, and reorganizers of an Austrian population of *Paraurostyla weissei* (Ciliophora, Hypotrichida): a comparative morphological and biometrical study. — J. Protozool. Suppl. **31**: 59A, Abstract 214.
- FOISSNER I. & FOISSNER W. (1985): First electron microscopical record of an oomycetous fungus parasitizing resting cysts of the hypotrich ciliate *Kahliella simplex*. — Int. Congr. Protozool. **7**: 60, Abstract 31.
- FOISSNER W. (1985): Protozoa as indicators in terrestrial ecosystems. — Int. Congr. Protozool. **7**: 132, Abstract 313.
- FOISSNER W. & FOISSNER I. (1985): Fine structure of the soil ciliates *Enchelydium polynucleatum* and *Fuscheria terricola* (Ciliophora, Haptoria). — Int. Congr. Protozool. **7**: 97, Abstract 177.
- OPPELT A., FOISSNER W. & HAUSMANN K. (1985): Binary fission in the kinetofragminophoran ciliate *Homalozoon vermiculare*: A comparative light- and electron microscopical study. — Int. Congr. Protozool. **7**: 56, Abstract 19.
- RUCH B., KUHLMANN S., OPPELT A., FOISSNER W. & HAUSMANN K. (1985): On the regeneration capacity of *Homalozoon vermiculare* after mechanical amputation of the oral region. — Int. Congr. Protozool. **7**: 103, Abstract 201.
- AUGUSTIN H., FOISSNER W. & ADAM H. (1986): Morphological and biometrical characterization of activated sludge ciliates. — J. Protozool. Suppl. Abstracts **1985**: 23A, Abstract 69.
- BARDELE C.F., FOISSNER W. & BLANTON R.L. (1986): Morphology and cell division in the sorocarp-forming colpodid ciliate *Sorogena stoianovitchae*. — J. Protozool. Suppl. Abstracts **1985**: 20A–21A, Abstract 61.
- BERGER H., FOISSNER W. & ADAM H. (1986): Response of soil testacea, ciliates, and nematodes to fertilizers and lime: An experimental field study. — J. Protozool. Suppl. Abstracts **1985**: 23A, Abstract 71.
- FOISSNER I. & FOISSNER W. (1986): Oral monokinetids in the free-living haptorid ciliate *Enchelydium polynucleatum* (Ciliophora, Enchelytidae): Ultrastructural evidence and phylogenetic implications. — J. Protozool. Suppl. Abstracts **1985**: 24A, Abstract 72.
- FOISSNER W. (1986): Infraciliature and systematic position of the genus *Stegochilum* SCHEWIAKOFF, 1892 (Ciliophora, Tetrahymenina). — J. Protozool. Suppl. Abstracts **1985**: 23A, Abstract 70.
- OPPELT A., FOISSNER W. & HAUSMANN K. (1986): Binary fission in the kinetofragminophoran ciliate *Homalozoon vermiculare*: A comparative light- and electron microscopical study. — J. Protozool. Suppl. Abstracts **1985**: 24A, Abstract 73.
- PETZ W., LÜFTENEGGER G., BERGER H., FOISSNER W. & ADAM H. (1986): Morphological and biometrical characterization of 25 soil testacea. — J. Protozool. Suppl. Abstracts **1985**: 22A, Abstract 67.
- WIRNSBERGER E., FOISSNER W. & ADAM H. (1986): Morphogenesis and ultrastructure of *Bryometopus atypicus* FOISSNER, 1980 (Ciliophora, Colpodea). — J. Protozool. Suppl. Abstracts **1985**: 22A–23A, Abstract 68.
- AUGUSTIN H., FOISSNER W. & ADAM H. (1987): Redescription of *Acineria incurvata* DUJARDIN 1841, *Trochilopsis opaca* PENARD 1922, and *Trimyema compressa* LACKEY, 1925 (Protozoa, Ciliophora). — J. Protozool. Abstracts **1986**: Abstract 134.
- BERGER H. & FOISSNER W. (1987): Guide-lines for the alpha-taxonomy of hypotrichous ciliates. — J. Protozool. Suppl. Abstracts **1986**: Abstract 136.
- FOISSNER W. (1987): Ciliatostasis: A new approach in soil protozoology. — European Conference on Ciliate Biology **6** (Aarhus): 30, Abstract.
- FOISSNER W. & PEER T. (1987): The micro-edaphon in organically and conventionally farmed arable land near Vienna. — J. Protozool. Suppl. Abstracts **1986**: Abstract 138.
- GANNER B., FOISSNER W. & ADAM H. (1987): Species separation in hypotrichous ciliates by classical morphological methods. — J. Protozool. Suppl. Abstracts **1986**: Abstract 135.
- LEHLE E., FUNKE W. & FOISSNER W. (1987): Ökologische Untersuchungen an Bodenciliaten (Protozoa: Ciliophora) von Fichtenforsten. — Verh. dt. zool. Ges. **80**: 196, Abstract.
- LÜFTENEGGER G., FOISSNER W., BERGER H. & ADAM H. (1987): Ciliatostasis and its disruption by human influence. — J. Protozool. Suppl. Abstracts **1986**: Abstract 139.
- PETZ W., FOISSNER W. & ADAM H. (1987): On the biology of mycophagous soil ciliates. — J. Protozool. Suppl. Abstracts **1986**: Abstract 137.
- WANNER M., FOISSNER W. & FUNKE W. (1987): Die Testaceenzönosen (Protozoa: Rhizopoda) in Fichtenforsten Süddeutschlands. — Verh. dt. zool. Ges. **80**: 201–202, Abstract.
- WIRNSBERGER E., FOISSNER W. & FOISSNER I. (1987): Morphogenesis and fine structure of *Engelmanniella mobilis* (Ciliophora, Hypotrichida). — European Conference on Ciliate Biology **6** (Aarhus) 6: 58, Abstract.
- BERGER H. & FOISSNER W. (1988): Morphogenesis and systematic position of *Oxytricha gigantea* HORVATH, 1933 (Ciliophora, Hypotrichida). — J. Protozool. Suppl. Abstracts **1987**: Abstract 124.
- FOISSNER W. & O'DONOGHUE P.J. (1988): Protozoology in Australia: Current status. — J. Protozool. Suppl. Abstracts **1987**: Abstract 125.
- FOISSNER W., BLATTERER H. & FOISSNER I. (1988): The Hemimastigophora, a new protistan phylum from Gondwanian soils. — J. Protozool. Suppl. **36**: 20A, Abstract 115.
- GANNER B., FOISSNER W. & ADAM H. (1988): *Bursostoma bursaria*: An ophryoglenid ciliate. — J. Protozool. Suppl. Abstracts **1987**: Abstract 127.
- LÜFTENEGGER G., FOISSNER W. & ADAM H. (1988): Bioindication by soil protozoans – exemplified on a levelled, recultivated ski slope. — J. Protozool. Suppl. Abstracts **1987**: Abstract 129.
- PETZ W., HASELWANDTER K., FOISSNER W. & ADAM H. (1988): The food spectrum of the mycophagous soil ciliates *Grossglockneria acuta* and *Pseudoplathyophrya nana*. — J. Protozool. Suppl. Abstracts **1987**: Abstract 126.
- FOISSNER W. (1989): Recent advances in understanding the structure of soil ciliate communities. — Int. Congr. Protozool. **8**: 63, Abstract S12-4.
- FOISSNER W., BLATTERER H. & FOISSNER I. (1989): *Hemimastix amphikineta*, a peculiar flagellated protist from Gondwanian soils. — Int. Congr. Protozool. **8**: 99, Abstract 17D0930.
- WIRNSBERGER E., FOISSNER W. & FOISSNER I. (1989): Morphogenesis and ultrastructure of the soil ciliate *Engelmanniella mobilis* (Ciliophora, Hypotrichida). — Int. Congr. Protozool. **8**: 102, Abstract 1-F-03.



- AESCHT E. & FOISSNER W. (1990): Effects of organic fertilizers on the soil microfauna of a spruce forest. — *J. Protozool. Suppl.* **37**: 9A, Abstract 52.
- FOISSNER W. (1990): Systematic position of the enigmatic soil ciliate *Colpodidium caudatum* WILBERT, 1982. — *J. Protozool. Suppl.* **37**: 60A, Abstract 284.
- FOISSNER W. (1990): Soil flagellates. — In: Collection of Abstracts: First International Symposium on Free-Living Heterotrophic Flagellates. Helsingor, Denmark, August 1990.
- FOISSNER W. & BLATTERER H. (1990): New ciliates (Protozoa, Ciliophora) from Australia and Africa. — *J. Protozool. Suppl.* **37**: 9A, Abstract 53.
- LÜFTENEGGER G. & FOISSNER W. (1990): Investigations on the soil fauna of ecomarked and conventionally farm vineyards. — *J. Protozool. Suppl.* **37**: 10A, Abstract 57.
- PETZ W. & FOISSNER W. (1990): The effects of pesticides on the soil fauna of a spruce forest with special record to Protozoa. — *J. Protozool. Suppl.* **37**: 10A, Abstract 55.
- FOISSNER W., BLATTERER H., BERGER H. & KOHMANN F. (1991): The ciliate atlas – morphology and ecology of the ciliated protozoa used as indicators of water quality. — In: Deutsche Gesellschaft für Limnologie (Ed.): Abstracts der Jahrestagung 1991 30.9.-6.10.1991 in Mondsee. Deutschsprachige Limnologentagung in Mondsee: Abstract.
- FOISSNER W., BLATTERER H., BERGER H. & KOHMANN F. (1991): Taxonomische und ökologische Revision der Ciliaten des Saprobien-systems. — VDI-Tagung, Wien, Abstract.
- AESCHT E. & FOISSNER W. (1992): Biology of a high-rate activated sludge plant of a pharmaceutical company. — *J. Protozool. Suppl.* **39**: 12A, Abstract 70.
- AESCHT E., FOISSNER W. & MULISCH M. (1992): Ultrastructure of the mycophagous ciliate *Grossglockneria acuta* (Ciliophora, Colpodea) and phylogenetic affinities of colpodid ciliates. — *J. Protozool. Suppl.* **39**: 12A, Abstract 72.
- BERGER H. & FOISSNER W. (1992): Polyhymenophora JANKOWSKI, 1967: a new name for the spirotrichs of BÜTSCHLI? — *J. Protozool. Suppl.* **39**: 13A, Abstract 77.
- BERTHOLD A. & FOISSNER W. (1992): SINGH's dilution culture method is inappropriate for estimating individual numbers of active soil ciliates (Protozoa). — *Jyväskylä Congress Publications* **3**: 148, Abstract.
- FOISSNER I. & FOISSNER W. (1992): The fine structure of two new hemimastigophoran flagellates related to *Spironema multiciatum* KLEBS, 1893. — *Europ. J. Protistol.* **28**: 340, Abstract 46.
- FOISSNER W. (1992): On the biology and ecology of mycophagous soil protozoa. — *Europ. J. Protistol.* **28**: 340, Abstract 47.
- FOISSNER W., BERGER H. & KOHMANN F. (1992): Taxonomische und ökologische Revision der Ciliaten des Saprobien-systems – Band II: Peritrichia, Heterotrichida, Odontostomatida. — Jahrestagung der deutschsprachigen Limnologen in Konstanz 1992: Abstract.
- FOISSNER W., BLATTERER H., BERGER H. & KOHMANN F. (1992): The ciliate atlas – morphology and ecology of the ciliated protozoa used as indicators of water quality. — *J. Protozool. Suppl.* **39**: 45A, Abstract 238.
- PETZ W. & FOISSNER W. (1992): Phylogenetic relationships in oligotrich ciliates. — *J. Protozool. Suppl.* **39**: 16A, Abstract 93.
- AESCHT E. & FOISSNER W. (1993): Effects of organically enriched magnesite fertilizers on the soil ciliates and testate amoebae of a spruce forest. — *Int. Congr. Protozool.* **9**: 3, Abstract 001.
- BERGER H., FOISSNER W. & KOHMANN F. (1993): The ciliate atlas: A unique guide to the identification and ecology of freshwater ciliates. — *Int. Congr. Protozool.* **9**: 12, Abstract 037.
- BERTHOLD A. & FOISSNER W. (1993): SINGH's dilution culture method is inappropriate for estimating individual numbers of active soil ciliates. — *J. Eukaryot. Microbiol. Suppl.* **40**: 17A, Abstract 98.
- BERTHOLD A. & FOISSNER W. (1993): Methodological problems in soil protozoology: Abundance estimation of active ciliates. — *Int. Congr. Protozool.* **9**: 13, Abstract 041.
- BLATTERER H. & FOISSNER W. (1993): Revision of the genus *Gastromyxa* BÜTSCHLI, 1889 (Ciliophora, Chlamydomonadidae). — *Int. Congr. Protozool.* **9**: 14, Abstract 048.
- EIGNER P. & FOISSNER W. (1993): Divisional morphogenesis in *Bakulella* sp. and re-evaluation of the classification of urostyloid hypotrichs (Ciliophora). — *J. Eukaryot. Microbiol. Suppl.* **40**: 17A, Abstract 102.
- FOISSNER I. & FOISSNER W. (1993): The fine structure of *Cirrophrya terricola* and *Cosmocolpoda naschbergeri*, two unusual colpodid ciliates from soil. — *Int. Congr. Protozool.* **9**: 40, Abstract 150.
- FOISSNER W. (1993): Protozoa as bioindicators in polluted soils. — *Int. Congr. Protozool.* **9**: 40, Abstract 151.
- FOISSNER W. (1993): The colpodids, an intriguing group of predominately soil-dwelling ciliates. — *Int. Congr. Protozool.* **9**: 40, Abstract 152.
- FOISSNER W. & BURKL G. (1993): Ciliates and testate amoebae [sic] in acidified mountain streams. — *Ges. Ökol. Progr. Kurzfass.* 23. Jahrestag. 1993 Innsbruck: unpag
- FOISSNER W. & FOISSNER I. (1993): The Hemimastigophora, remarkable heterotrophic flagellates possibly related to euglenoid protists. — *Verh. dt. zool. Ges.* **86**: 1: 136, Abstract.
- FOISSNER W., BLATTERER H., BERGER H. & KOHMANN F. (1993): The ciliate atlas – morphology and ecology of the ciliates protozoa used as indicators of water quality. — *J. Eukaryot. Microbiol. Suppl.* **40**: 18A, Abstract 103.
- HAUNTSCHMID R. & FOISSNER W. (1993): Morphology and morphogenesis of a common fish parasite, *Ichthyophthirius multifiliis*. — *Int. Congr. Protozool.* **9**: 53, Abstract 202.
- PETZ W. & FOISSNER W. (1993): Morphogenesis in some freshwater tintinnids (Ciliophora, Oligotrichida). — *J. Eukaryot. Microbiol. Suppl.* **40**: 19A, Abstract 109.
- WODARZ D., AESCHT E. & FOISSNER W. (1993): A Weighted Coenotic Index (WCI): Description and application to soil animal communities. — *J. Eukaryot. Microbiol. Suppl.* **40**: 20A, Abstract 116.
- BERGER H. & FOISSNER W. (1995): The ciliate atlas, a unique guide to 300 species used as indicators of water pollution: 2,000 pages, 6,000 figures. — Second European Congress of Protistology and Eighth European Conference on Ciliate Biology (Clermont-Ferrand): 29, Abstract 12; 31, Abstract 14.
- BERGER H. & FOISSNER W. (1995): The ciliate atlas, a unique guide to 300 species used as indicators of water pollution: 2,000 pages, 6,000 figures. — *Europ. J. Protistol.* **31**: 405, Abstract 13.
- BERGER H. & FOISSNER W. (1995): The ciliate atlas: volume III available now! — *J. Eukaryot. Microbiol. Suppl.* **42**: 3A, Abstract 11.

- FOISSNER I. & FOISSNER W. (1995): Fine structural specializations in a jumping peritrichous ciliate, *Hastatella radians* ERLANGER, 1890 (Ciliophora, Peritrichia). — Second European Congress of Protistology and Eighth European Conference on Ciliate Biology (Clermont-Ferrand): 48, Abstract 86.
- FOISSNER I. & FOISSNER W. (1995): Fine structural specializations in a jumping peritrichous ciliate, *Hastatella radians* ERLANGER, 1890 (Ciliophora, Peritrichida). — Europ. J. Protistol. **31**: 425–426, Abstract 82.
- FOISSNER W. (1995): Ciliate phylogeny inferred from ontogeny. — Europ. J. Protistol. **31**: 426, Abstract 83.
- FOISSNER W. (1995): Dr. MERKLE's life crystals and chondrianas, a chance for cancer and HIV patients of dividing and excystment colpodid ciliates? — Second European Congress of Protistology and Eighth European Conference on Ciliate Biology (Clermont-Ferrand): 48, Abstract 87.
- FOISSNER W. (1995): Dr. MERKLE's life crystals and chondrianas, a chance for cancer and HIV patients of dividing and excystment colpodid ciliates? — Europ. J. Protistol. **31**: 426, Abstract 85.
- FOISSNER W. (1995): Soil protozoa. — J. Eukaryot. Microbiol. Suppl. **42**: 2A, Abstract 9.
- FOISSNER W. (1995): Ciliate phylogeny inferred from ontogeny. — Second European Congress of Protistology and Eighth European Conference on Ciliate Biology (Clermont-Ferrand): 48, Abstract 84.
- FOISSNER W. (1995): Tropical soil protozoan diversity: the ciliates (Protozoa, Ciliophora) of a giant pancake, Etosha in Namibia (Southwest Africa). — Second European Congress of Protistology and Eighth European Conference on Ciliate Biology (Clermont-Ferrand): 48, Abstract 85.
- FOISSNER W. (1995): Tropical soil protozoan diversity: the ciliates (Protozoa, Ciliophora) of a giant pancake, Etosha in Namibia (Southwest Africa). — Europ. J. Protistol. **31**: 426, Abstract 84.
- FOISSNER W. & DRAGESCO J. (1995): Infraciliature and phylogeny of trachelocercids (Ciliophora, Karyorelictida). — Second European Congress of Protistology and Eighth European Conference on Ciliate Biology (Clermont-Ferrand): 49, Abstract 88 (identical with next entry).
- FOISSNER W. & DRAGESCO J. (1995): Infraciliature and phylogeny of trachelocercids (Ciliophora, Karyorelictida). — Europ. J. Protistol. **31**: 427, Abstr. 86.
- FOISSNER W. & FOISSNER I. (1995): The systematic position of *Enchelyomorpha vermicularis* (SMITH, 1899) KAHL, 1930 (Protozoa, Ciliophora). — J. Eukaryot. Microbiol., Suppl. **42**: 2A, Abstract 10.
- FOISSNER W. (1995?): Protozoa as bioindicators in agroecosystems. — ... [ergänzen] Abstract: without pag.
- BERGER H., FOISSNER W., BLATTERER H. & KOHMANN F. (1996): The ciliate atlas: volume IV available now! — J. Eukaryot. Microbiol. Suppl. **43**: 16A, Abstract 94.
- FOISSNER W. (1996): Phylogeny and evolution of karyorelictids, a unique assemblage of marine, interstitial ciliates (Protozoa, Ciliophora). — Mem. Inst. Oswaldo Cruz **91**: 16, Abstract.
- FOISSNER W. (1996): Diversity and ecology of soil protozoa. — Mem. Inst. Oswaldo Cruz **91**: 9, Abstract.
- FOISSNER W. (1996): Christian Gottfried EHRENBERG (1795–1876), an outstanding taxonomist and monographer. — J. Eukaryot. Microbiol. Suppl. **43**: 16A, Abstract 93.
- FOISSNER W. (1996): Global soil ciliate (Protozoa, Ciliophora) diversity. — Intern. Senckenberg Conf. „Global Biodiversity Research in Europe“: 20-21, Abstr.
- FOISSNER W. (1996): Soil protozoan diversity: The state of art. — In: Oberösterreichische Landwirtschaftskammer (Ed.): Neue Konzepte in der Bodenbiologie. Abstracts, Linz: 25, Abstract.
- FOISSNER W. (1996): Morphology and evolution of karyorelictids (Protozoa, Ciliophora). — Verh. dt. zool. Ges. **89.1**: 9, Abstract.
- FOISSNER W. (1996): Soil protozoan diversity: The state of art. — Mitt. dt. bodenk. Ges. **81**: 219–220, Abstract.
- FOISSNER W. & DRAGESCO J. (1996): The infraciliature of the karyorelictic ciliates *Kentrophoros fistulosus* (FAURÉ-FREMIET) and *Remanella multinucleata* (KAHL). — J. Eukaryot. Microbiol. Suppl. **43**: 16A, Abstract 92.
- BERGER H. & FOISSNER W. (1997): Cladistic relationships of oxytrichid hypotrichs (Protozoa, Ciliophora). — J. Eukaryot. Microbiol. Suppl. **44**: 30A, Abstract 121.
- FOISSNER I. & FOISSNER W. (1997): Ultrastructural description of fusiform organelles in the buccal cortex of heterotrich ciliates (Protozoa, Ciliophora). — Int. Congr. Protozool. **10** (Sydney): 85, Abstract.
- FOISSNER W. (1997): The world soil ciliate (Protozoa, Ciliophora) fauna: proposed number of species and their geographic distribution. — In: European Science foundation (Ed.): New directions in systematics. Hersonissos, Crete. Abstract.
- FOISSNER W. (1997): Global soil ciliate (Protozoa, Ciliophora) diversity: a probability-based approach using large sample collectives from Africa, Australia, and Antarctica. — Int. Congr. Protozool. **10** (Sydney): 86, Abstract.
- FOISSNER W. (1997): Soil ciliate (Protozoa, Ciliophora) diversity in evergreen tropical rain forests from Australia, Costa Rica and Amazonia (South America). — Int. Congr. Protozool. **10** (Sydney): 86, Abstract.
- FOISSNER W. & DRAGESCO J. (1997): Morphology and evolution in trachelocercids (Ciliophora, Karyorelictea). — J. Eukaryot. Microbiol. Suppl. **44**: 30A, Abstract 123.
- LEITNER A.R. & FOISSNER W. (1997): *Epicarchesium* and *Pseudohaplocaulus*, two rare peritrichous ciliates: morphology and confirmation of genus status. — J. Eukaryot. Microbiol. Suppl. **44**: 30A, Abstract 122.
- PETZ W. & FOISSNER W. (1997): Ecology and taxonomy of terrestrial ciliates of continental Antarctica. — J. Eukaryot. Microbiol. Suppl. **44**: 30A, Abstract 120.
- PFISTER G. & FOISSNER W. (1997): Partial revision of the genus *Urotricha* CLAPARÈDE & LACHMANN 1859 (Ciliophora, Prostomatida). — J. Eukaryot. Microbiol. Suppl. **44**: 29A, Abstract 119.
- AESCHT E. & FOISSNER W. (1998): Divisional morphogenesis in *Blepharisma americanum*, *B. undulans*, and *B. hyalinum* (Ciliophora, Heterotrichida). — J. Eukaryot. Microbiol. Suppl. **45**: 9A, Abstract 45.
- BERGER H., FOISSNER W. & SCHAUMBURG J. (1998): Taxonomy of plankton ciliates: a neglected field. — Jahrestagung der Deutschen Gesellschaft für Limnologie, Klagenfurt 1998: Abstract.
- FOISSNER W. (1998): Ciliaten (Protozoa: Ciliophora) als Epizoen aquatischer und terricoler Insekten. — Österr. Entomol. Kolloqu., Univ. Salzburg Abstr.: without pag.
- FOISSNER W. (1998): Assessing the ecological integrity of running waters using protozoa as indicator organisms. — Inter-

- national Conference "Assessing the Ecological Integrity of Running Waters", Vienna: 25–26, Abstract.
- FOISSNER W. & FOISSNER I. (1998): Ultrastructural description of new (chemoreceptive?) organelles in the buccal cortex of *Linostoma vorticella* (Ciliophora, Heterotrichida). — J. Eukaryot. Microbiol. Suppl. **45**: 11A, Abstract 57.
- PETZ W. & FOISSNER W. (1998): Some new and little known soil ciliates from continental Antarctica with notes on the morphogenesis of *Sterkiella histriomuscorum*. — J. Eukaryot. Microbiol. Suppl. **45**: 14A, Abstract 78.
- SCHIFTNER U. & FOISSNER W. (1998): Revision of *Tetrahymena* species with caudal cilium. — J. Eukaryot. Microbiol. Suppl. **45**: 15A, Abstract 84.
- AGATHA S. & FOISSNER W. (1999): The Etosha pan in Namibia (Southwest Africa): a biodiversity centre for soil ciliates. — In: HANSEN P.J. & FENCHEL T. (Ed.): 3<sup>rd</sup> European Congress of Protistology 9<sup>th</sup> European Conference on Ciliate Biology. Book of Abstracts. Helsingor: 14, Abstract.
- AL-RASHEID K. & FOISSNER W. (1999): Feeding and ontogenesis in *Sultanophrys*, a karyorelictid, trachelocercid ciliate: evolution at the base of the ciliate tree. — In: HANSEN P.J. & FENCHEL T. (Ed.): 3<sup>rd</sup> European Congress of Protistology 9<sup>th</sup> European Conference on Ciliate Biology. Book of Abstracts. Helsingor: 15, Abstract.
- BERGER H., FOISSNER W. & SCHAUMBURG J. (1999): Taxonomy of plankton ciliates: a neglected field. — J. Eukaryot. Microbiol. Suppl. **46**: 10A, Abstract 79.
- FOISSNER W. (1999): Soil protozoan diversity: a lesson from studying a single site several times. — In: HANSEN P.J. & FENCHEL T. (Ed.): 3<sup>rd</sup> European Congress of Protistology 9<sup>th</sup> European Conference on Ciliate Biology. Book of Abstracts. Helsingor: 29, Abstract.
- FOISSNER W. (1999): Floodplain soils – untouched protozoan biotopes. — In: HANSEN P.J. & FENCHEL T. (Ed.): 3<sup>rd</sup> European Congress of Protistology 9<sup>th</sup> European Conference on Ciliate Biology. Book of Abstracts. Helsingor: 30, Abstract.
- FOISSNER W. & BERGER H. (1999): Morphological characterization of two nomen nudum hypotrichs (Protozoa, Ciliophora): *Oxytricha nova* and *Oxytricha trifallax*. — J. Eukaryot. Microbiol. Suppl. **46**: 11A, Abstract 86.
- FOISSNER W. & SCHÖNBORN W. (1999): A soft-bodied, semiterrestrial protist community in 230 million years old amber. — 5<sup>th</sup> Central European Workshop on Soil Zoology, Ceske Budejovice: 17, Abstract.
- SCHÖNBORN W., DÖRFELT H., FOISSNER W., KRIENITZ L. & SCHÄFER U. (1999): Triassic, soft-bodied amber protists. — J. Eukaryot. Microbiol. Suppl. **46**: 12A, Abstract 95.
- TESAROVA P. & FOISSNER W. (1999): New observations on the extrusomes of *Pseudourostyla cristata* (Ciliophora, Hypotrichia). — J. Eukaryot. Microbiol. **46**: 13A, Abstract 98.
- AGATHA S. & FOISSNER W. (2000): *Metopus*, Ciliophora incertae sedis: morphogenesis does not support a relationship with haptorid gymnostomes and heterotrich clevelandellids as indicated by gene sequence data. — J. Eukaryot. Microbiol. Suppl. **47**: 9A, Abstract 66.
- AGATHA S. & FOISSNER W. (2000): 3,000 or 30,000 free-living ciliates? An investigation on Namibian soil ciliates. — Int. Congr. Zool. (Athens) **18**: 159, Abstract.
- AL-RASHEID K. & FOISSNER W. (2000): Trachelocercid karyorelictids (Protozoa, Ciliophora) do not feed by the glabrous stripe, as proposed by LENK & SMALL, but through a conventional oral apparatus at the anterior end of the organism. — J. Eukaryot. Microbiol. Suppl. **47**: 9A, Abstract 67.
- BERGER H., FOISSNER W. & SCHAUMBURG J. (2000): Diversity of planktonic freshwater ciliates. — J. Eukaryot. Microbiol. Suppl. **47**: 9A, Abstract 68.
- FOISSNER W. (2000): The "brush phenomenon" – a common problem in classical and molecular phylogenies of protozoa and metazoa. — Int. Congr. Zool. (Athens) **18**: 70, Abstract.
- FOISSNER W. & AL-RASHEID K. (2000): Trachelocercid karyorelictids (Protozoa, Ciliophora) have a parakinetal stomatogenesis. — J. Eukaryot. Microbiol. Suppl. **47**: 8A–9A, Abstract 65.
- FOISSNER W. & CORDEIRO T. (2000): A new, peculiar colpodid ciliate from the tanks of Brazilian bromeliads. — J. Eukaryot. Microbiol. Suppl. **47**: 9A, Abstract 69.
- AGATHA S. & FOISSNER W. (2001): Biodiversity of soil ciliates in Namibia, Southwest Africa. — Int. Congr. Protozool. (Salzburg) **11**: 45, Abstract.
- AGATHA S., FOISSNER W. & BERGER H. (2001): New and poorly known soil ciliates from Namibia, Southwest Africa. — Int. Congr. Protozool. (Salzburg) **11**: 79, Abstract.
- FOISSNER W. (2001): Subspecies – a useful concept for both taxonomists and ecologists. — Int. Congr. Protozool. (Salzburg) **11**: 44, Abstract.
- FOISSNER W. (2001): Protozoan biodiversity – myths and facts. — Int. Congr. Protozool. (Salzburg) **11**: 14, Abstract.
- ÖZBEK S. & FOISSNER W. (2001): A new hausmanniellid (Colpodea) soil ciliate from a wetland in Turkey. — Int. Congr. Protozool. (Salzburg) **11**: 79, Abstract.
- SONNTAG B. & FOISSNER W. (2001): Morphology and infraciliature of three planktonic ciliates (Protozoa: Ciliophora) from an oligotrophic lake in Austria. — Int. Congr. Protozool. (Salzburg) **11**: 76, Abstract.
- FOISSNER W. (2003): Endemic ciliates (Protozoa, Ciliophora) from tank bromeliads: taxonomic and ecological implications. — 4<sup>th</sup> European Congress of Protistology and 10<sup>th</sup> European Conference on Ciliate Biology, San Benedetto: 18, Abstract.
- FOISSNER W. (2003): Deciliation of ciliated protozoa for scanning electron microscopy: a fast, simple method using tensides. — 4<sup>th</sup> European Congress of Protistology and 10<sup>th</sup> European Conference on Ciliate Biology, San Benedetto: 133, Abstract.
- FOISSNER W. (2003): Importance of precise species identification in ecological studies of ciliates (Protozoa, Ciliophora). — Assessing the Variability in Aquatic Microbial Populations: Facts and Fiction. Workshop Mondsee, 16-20 Feb. 2003: 11, Abstract.
- FOISSNER W. (2003): There are protozoan species with restricted geographic distribution! Evidence from literature and tank bromeliads. — International Conference on the Molecular Biology and Biotechnology of Ciliates and Anaerobic Protozoa in connection with 22<sup>nd</sup> Annual Meeting of the German Society for Protozoology, Nijmegen, The Netherlands: 32, Abstract.
- FOISSNER W. & AGATHA S. (2003): Epicortical scales: a tool for estimating restricted geographical distribution and global diversity of free-living ciliates. — J. Eukaryot. Microbiol., Suppl. **50**: 26A–27A, Abstract 92.
- XU K. & FOISSNER W. (2003): From a temporary cytostome towards a permanent cytopharynx: a new evolutionary line in spathidiid gymnostomes (Ciliophora). — 4<sup>th</sup> European



- Congress of Protistology and 10<sup>th</sup> European Conference on Ciliate Biologist, San Benedetto: 20, Abstract.
- FOISSNER W. & XU K. (2003): Spathiid ciliates – A re-evaluation of their morphological diversity. — International Conference on the Molecular Biology and Biotechnology of Ciliates and Anaerobic Protozoa in connection with 22<sup>nd</sup> Annual Meeting of the German Society for Protozoology, Nijmegen, The Netherlands: 81, Abstract.
- FOISSNER W., BERGER H. & ZECHMEISTER-BOLTENSTERN S. (2003): 3.000 or 30.000 free-living ciliate species? Investigations about soil ciliates from Austrian natural forest stands and Namibia. — Österreichische Gesellschaft für Bodenbiologie, Vortragstagung in Innsbruck: 7, Abstract.
- FOISSNER W., BERGER H., XU K., MOSER B. & ZECHMEISTER-BOLTENSTERN S. (2003): A huge, undescribed soil ciliate (Protozoa: Ciliophora) diversity in Austrian natural forest stands. — 7<sup>th</sup> Central European Workshop on Soil Zoology, Ceske Budejovice: Abstract.
- FOISSNER W., BERGER H., MOSER B. & ZECHMEISTER-BOLTENSTERN S. (2003): A huge, undescribed soil ciliate (Protozoa: Ciliophora) diversity in Austrian natural forest stands. — International Conference on the Molecular Biology and Biotechnology of Ciliates and Anaerobic Protozoa in connection with 22<sup>nd</sup> Annual Meeting of the German Society for Protozoology, Nijmegen, The Netherlands: 41, Abstract.
- FOISSNER W., STRÜDER-KYPKE M., VAN DER STAAY G., MOON S.-Y. & HACKSTEIN J.H.P. (2003): Endemic ciliates (Protozoa, Ciliophora) from tank bromeliads: a combined morphological and gene sequence study. — 4<sup>th</sup> European Congress of Protistology and 10<sup>th</sup> European Conference on Ciliate Biologist, San Benedetto: 118, Abstract.
- LEI Y. & FOISSNER W. (2003): Ontogenesis in a spathidiid ciliate, *Arcuospathidium coemeterii* (Ciliophora, Gymnostomatea). — 4<sup>th</sup> European Congress of Protistology and 10<sup>th</sup> European Conference on Ciliate Biologist, San Benedetto: 82, Abstract.
- BERGER H., MOON-VAN DER STAAY S.Y., MOON-VAN DER STAAY G.W., HACKSTEIN J.H.P., KRAUTGARTNER W.-D. & FOISSNER W. (2004): Reconciling morphological and 18S rRNA phylogenies in the stichotrichines (Ciliophora, Spirotrichea), including new sequences from some rare species. — Ber. nat.-med. Verein Innsbruck, Suppl. **15**: 15, Abstract.
- GRIFFIN A.J., BRON A., SNOEYENBOS-WEST O.L., FOISSNER W. & KATZ L. (2004): Understanding the phylogeography of ciliates using molecular markers: *Halteria grandinella* and *Meseres corlissi*. — Annual Meeting of the Society for Molecular Biology and Evolution, The Pennsylvania State University: 44, Abstract.
- KAGE M., KAGE C. & FOISSNER W. (2004): Video documentation of three giant ciliates: *Bresslauides discoideus*, a Laurasian endemic; *Condylotomides* n. sp., a Gondwanian endemic; and *Blepharisma americanum*, a cosmopolite. — Ber. nat.-med. Verein Innsbruck, Suppl. **15**: 38, Abstract.
- SCHMIDT S.L., BERNHARD D., FOISSNER W., BERGER H. & SCHLEGEL M. (2004): Phylogenetische Analyse der Spirotrichea (Ciliophora) mittels Gensequenzen der small subunit (ssu) rDNA. — Ber. nat.-med. Verein Innsbruck, Suppl.: 63, Abstract.
- SCHMIDT S.L., BERNHARD D., FOISSNER W., BERGER H. & SCHLEGEL M. (2004): Sequenzanalysen der small subunit rDNA zur Aufklärung der phylogenetischen Beziehungen innerhalb der Stichotrichia (Ciliophora, Spirotrichea). — 3<sup>rd</sup> Leipzig Research Festival for Live Sciences: 272, Abstract 255.
- SCHMIDT S.L., BERNHARD D., FOISSNER W., BERGER H. & SCHLEGEL M. (2004): Phylogenetic analysis within the class Spirotrichea (Ciliophora) inferred from small subunit (ssu) rDNA. — Jahresversammlung der Deutschen Zoologischen Gesellschaft **97**: 174, Abstract V-S1.3.
- WEISSE T., FOISSNER W., GÄCHTER E., MÜLLER H. & STRÜDER-KYPKE M. (2004): Das "Meseres-Projekt": Konzept und erste Ergebnisse. — Ber. nat.-med. Verein Innsbruck, Suppl. **15**: 79, Abstract.
- XU K. & FOISSNER W. (2004): Morphology, encystment, and ontogenesis of *Arcuospathidium cultrifforme* (Ciliophora, Haptorida). — Ber. nat.-med. Verein Innsbruck, Suppl. **15**: 84, Abstract.
- XU K. & FOISSNER W. (2004): Spathidiid ciliates – a re-evaluation of their morphological diversity. — J. Eukaryot. Microbiol. Suppl. **51**: 20A, Abstract 75.
- BYERN J. VON, CYRAN N., OTT J.A., FOISSNER W. & KLEPAL W. (2005): Parasites on Idiosepiidae (Mollusca, Cephalopoda). — 40<sup>th</sup> European Marine Biology Symposium, Vienna: 125, Abstract.
- FOISSNER W. (2005): Ciliate diversity and significance in extreme habitats. — Int. Congr. Protozool. (Guangzhou) **12**: 58, Abstract S2-35.
- FOISSNER W. (2005): Biodiversity of protists: a different view. — Int. Congr. Protozool. (Guangzhou) **12**: 4, Abstract P4.
- FOISSNER W. (2005): Die Morphospecies: Konzepte und Probleme. — 24. Jahrestagung der Deutschen Gesellschaft für Protozoologie, Kaiserslautern: Abstract.
- FOISSNER W. (2005): Protist endemism and dispersal: evidences from flagship species and cryptogams. — FASEB Summer Research Conferences, Ciliate Molecular Biology, Il Ciocco Lucca: Abstract #9.
- FOISSNER W., WEISSE T. & MÜLLER H. (2005): The unusual resting cyst of *Meseres corlissi* (Ciliophora: Oligotricha). — 24. Jahrestagung der Deutschen Gesellschaft für Protozoologie, Kaiserslautern: Abstract.
- FOISSNER W., XU K. & KREUTZ M. (2005): A new family of haptorid ciliates (Protozoa, Ciliophora). — Int. Congr. Protozool. (Guangzhou) **12**: 96, Abstract S4.1-06.
- KAGE C., KAGE M. & FOISSNER W. (2005): A new, colpoid "flagship" (Protozoa, Ciliophora) from soil of a Green River Bed in Botswana (Afrika). — 24. Jahrestagung der Deutschen Gesellschaft für Protozoologie, Kaiserslautern: Abstract.
- KATZ L.A., SNOEYENBOS-WEST O.L.O., GRIFFIN A., PIROG K., FOISSNER W., COSTAS B. & McMANUS G.B. (2005): Reframing the microbial "Everything is Everywhere" debate: Evidence for high gene flow and diversity in ciliate morphospecies. — Meeting of the Society of Molecular Biology and Evolution, Aukland: Abstract.
- MÜLLER H., FOISSNER W. & WEISSE T. (2005): The role of soil in the ecology of *Meseres corlissi*. — 24. Jahrestagung der Deutschen Gesellschaft für Protozoologie, Kaiserslautern: Abstract.
- WEISSE T., MÜLLER H., SCHEFFEL U., STADLER P., STRÜDER-KYPKE M. & FOISSNER W. (2005): Variable response to pH among three clones of *Meseres corlissi*. — 24. Jahrestagung der Deutschen Gesellschaft für Protozoologie, Kaiserslautern: Abstract.
- XU K. & FOISSNER W. (2005): Flagship as ultimate proof of protistan endemism: Evidences from spathidiids (Protozoa,

- Ciliophora). — Int. Congr. Protozool. (Guangzhou) **12**: 118, Abstract S4.2-07.
- ZECHMEISTER-BOLTENSTERN S., BRENDLE K., BRUCKNER A., FOISSNER W., HACKL E., KOPESZKI H., LAIBL J., MILASOWSKY N., PFEFFER M., QUERNER P., SESSITSCH A., WAITZBAUER W. & WURTH C. (2005): Diversity in Austrian natural forest soils in relation to nutrient turnover and net greenhouse gas exchange. — EGU Congr., Div. Biosci. Abstr.: without pag.
- ZECHMEISTER-BOLTENSTERN S., BRENDLE K., BRUCKNER A., FOISSNER W., HACKL E., MILASOWSKY N., PFEFFER M., SESSITSCH A., STARLINGER F. & WAITZBAUER W. (2005): Soil biodiversity and nutrient turnover in different forest types of Central Europe. — International Union of Forest Research Organizations, Brisbane: Abstract.
- BERGER H., AL-RASHEID K.A.S. & FOISSNER W. (2006): Problems in the systematic classification of some species of hypotrichs (Ciliophora, Spirotrichea). — 25. Jahrestagung der Deutschen Gesellschaft für Protozoologie, Berlin: 23, Abstract KV1.
- FOISSNER W. & KREUTZ M. (2006): The *Sphagnum* ponds of Simmelried in Germany: a biodiversity hot-spot for microscopic organisms. — International Symposium on Testate Amoebae, Antwerp: 30, Abstract.
- FOISSNER W. & STOECK T. (2006): A new "flagship" ciliate from the Niger floodplain breaks flexibility-dogma in the classification of the stichotrichine spirotrichs. — Jahrestagung der Deutschen Gesellschaft für Protozoologie **25**: 28, Abstract P1.
- AGATHA S. & FOISSNER W. (2007): Conjugation in *Halteria grandinella*: the mystery of its genealogy persists. — Protistology **5**: 10, Abstract.
- BREINER H.-W., FOISSNER W. & STOECK T. (2007): Colpodiids finally find their home in the Nassophorea (Ciliata). — 26. Wissenschaftliche Tagung der Deutschen Gesellschaft für Protozoologie, Salzburg: 26, Abstract.
- DUNTHORN M.S., FOISSNER W. & KATZ L.A. (2007): Monophyly and paraphyly within the class Colpodea (Phylum Ciliophora). — J. Eukaryot. Microbiol. Suppl. **54**: 17S, Abstract 37A.
- EPPINGER M., BOENIK J., SCHWEIKERT M., FOISSNER W. & STOECK T. (2007): Phylogenetic position of *Aristerostruma marinum* KAHL, 1931 and the family Cyrtolophosididae (Ciliophora, Colpodea). — 26. Wissenschaftliche Tagung der Deutschen Gesellschaft für Protozoologie, Salzburg: 27, Abstract.
- FOISSNER W. & CHAO A. (2007): Diversity and geographic distribution of soil protozoa. — Protistology **5**: 29–30, Abstract.
- FOISSNER W. & PEUKERT B. & KRAUTGARTNER W.-D. (2007): A unique association between bacteria and ciliates: silicious residues from food bacteria are the main component of the cyst wall of *Maryna umbrellata* (Ciliophora, Colpodea). — Protistology **5**: 30, Abstract.
- FOISSNER W. (2007): The unusual resting cyst of *Meseres corlissi* (Ciliophora: Oligotrichea): encystment and genesis of five complex types of wall precursors. — 26. Wissenschaftliche Tagung der Deutschen Gesellschaft für Protozoologie, Salzburg: 13, Abstract.
- FOISSNER W. & PICHLER M. (2007): The unusual resting cyst of *Meseres corlissi* (Ciliophora: Oligotrichea): encystment and genesis of five complex types of wall precursors. — 26. Wissenschaftliche Tagung der Deutschen Gesellschaft für Protozoologie, Salzburg: 13, Abstract.
- FOISSNER W. & STOECK T. (2007): *Neokeronopsis* nov. spec. (Ciliophora, Spirotrichea), a flagship ciliate from South Africa supports the CEUU hypothesis. — 26. Wissenschaftliche Tagung der Deutschen Gesellschaft für Protozoologie, Salzburg: 28, Abstract.
- KREUTZ M. & FOISSNER W. (2007): The *Sphagnum* ponds of Simmelried in Germany: a biodiversity hot-spot for microscopic organisms. — Protistology **5**: 45, Abstract.
- KREUTZ M. & FOISSNER W. (2007): The *Sphagnum* ponds of Simmelried in Germany: a biodiversity hot-spot for microscopic organisms. — 26. Wissenschaftliche Tagung der Deutschen Gesellschaft für Protozoologie, Salzburg: 31, Abstract.
- LYNN D.H., STOECK T. & FOISSNER W. (2007): Phylogenetic position of the odontostomatids inferred from the small subunit rRNA gene sequence of *Epalxella antiquorum* PENARD, 1922 (phylum Ciliophora; order Odontostomatida). — Protistology **5**: 51, Abstract.
- SHIMANO S., FOISSNER W. & KUSUOKA Y. (2007): Morphology and gene sequence of an endemic, new colepid (Protozoa, Ciliophora) from the ancient Lake Biwa, Japan. — Protistology **5**: 72, Abstract.
- WEISSE T., GÄCHTER E., SCHEFFEL U., STRÜDER-KYPKE M., MÜLLER H. & FOISSNER W. (2007): *Meseres corlissi*, a cosmopolitan ciliate with limited dispersal and biogeography. — SIL meeting Montreal, 2007: Abstract.
- XU K. & FOISSNER W. (2007): Monograph of the Spathidiida (Ciliophora, Haptorida). — Protistology **5**: 88, Abstract.
- XU K. & FOISSNER W. (2007): Monograph of the Spathidiida (Ciliophora, Haptorida) Volume I: Protospathidiidae, Arcuospathidiidae, Apertospathulidae. — 26. Wissenschaftliche Tagung der Deutschen Gesellschaft für Protozoologie, Salzburg: 16, Abstract.
- AGATHA S. & FOISSNER W. (2008): Conjugation in the spirotrich ciliate *Halteria grandinella* (MÜLLER, 1773) DUJARDIN 1841 (Protozoa, Ciliophora). — 27. Jahrestagung der Deutschen Gesellschaft für Protozoologie, Rostock Warnemünde: 60, Abstract.
- FOISSNER W. (2008): Mimicry in a haptorid ciliate. — 27. Jahrestagung der Deutschen Gesellschaft für Protozoologie, Rostock Warnemünde: 40, Abstract.
- FOISSNER W. & JÜRGENS K. (2008): Some interesting new ciliates from the microaerobic and anaerobic bottom of the Gotlandtief (220 m below NN), Baltic Sea. — 27. Jahrestagung der Deutschen Gesellschaft für Protozoologie, Rostock Warnemünde: 56, Abstract.
- OERTEL A. & FOISSNER W. (2008): Drei neue, haptoride Boden-Ciliaten. — 27. Jahrestagung der Deutschen Gesellschaft für Protozoologie, Rostock Warnemünde: 51, Abstract.
- VDACNY P. & FOISSNER W. (2008): Conjugation in a new *Dileptus* (Ciliophora, Litostomatea) and its phylogenetic significance. — 27. Jahrestagung der Deutschen Gesellschaft für Protozoologie, Rostock Warnemünde: 31, Abstract.
- WEBER F., MYLNIKOV A.P., FOISSNER W. & JÜRGENS K. (2008): Distribution and diversity of protists in pelagic redoxclines of the central Baltic Sea. — 27. Jahrestagung der Deutschen Gesellschaft für Protozoologie, Rostock Warnemünde: 54, Abstract.



## 5 Acknowledgements

The financial support of the Austrian Science Fund (FWF, Vienna; Project P-20569-B17) to H. BERGER is greatly acknowledged.

## 6 References

- AESCHT E. (1994): Die Erforschung der Urtiere (Protozoen) in Österreich. — Kataloge des OÖ. Landesmuseums N. F. **71**: 7–79.
- AESCHT E. (2003): Zur Geschichte der Sammlung "Wirbellose Tiere" (ohne Insekten) am Biologiezentrum Linz. — Beitr. Naturk. Oberösterreichs **12**: 51–88.
- CORLISS J.O. (1969): Bruno M. KLEIN, 1891-1968. — J. Protozool. **16**: 586–587.
- CORLISS J.O. (1979): The ciliated protozoa. Characterization, classification and guide to the literature. 2<sup>nd</sup> ed. — Pergamon Press, Oxford, New York, Toronto, Sydney, Paris, Frankfurt.
- CORLISS J.O. (1992): The interface between taxonomy and ecology in modern studies on the protists. — Acta Protozool. **31**: 1–9.
- ICZN (International Commission on Zoological Nomenclature) (1999): International Code of zoological nomenclature. — International Trust for Zoological Nomenclature, London.
- SPETA F. (1999a): Landeskulturpreis 1999 an Wilhelm FOISSNER. — Beitr. Naturk. Oberösterreichs **7**: 285–313.
- SPETA F. (1999b): Wilhelm FOISSNER. — Beispiele 99. Kulturpreise des Landes Oberösterreich, Linz: 48–50.

### Addresses of authors:

Dr. Erna AESCHT (corresponding author)  
Biologiezentrum des  
Oberösterreichischen Landesmuseums  
J.-W.-Klein-Straße 73  
4040 Linz/Dornach  
Austria  
E-mail: e.aescht@landesmuseum.at

Doz. Dr. Helmut BERGER  
Technisches Büro für Ökologie  
Radetzkystraße 10  
5020 Salzburg