

Hesperiidae of Vietnam, 10.¹
A new species of *Coladenia* MOORE, [1881]

(Lepidoptera, Hesperiidae)

by

A. L. DEVYATKIN

received 4.II.2002

Summary: A new species, *Coladenia tanya* spec. nov., from North and Central Vietnam, is described and illustrated. The new species is very similar to *C. agni* (DE NICEVILLE, [1884]) but differs greatly in the male genitalia.

Coladenia tanya spec. nov.

(colour plate IIIb, figs. 1, 2)

Holotype ♂: Central Vietnam, Quang Binh Province, Minh Hoa district, vicinity of Yen Hop village, forest on limestone, 24.IV.1999, A. L. DEVYATKIN leg.

Paratypes: 3 ♂♂, same label as the holotype, 21., 24., 25.IV.1999, A. L. DEVYATKIN leg.; 1 ♂, North Vietnam, Bac Can Province, Xuan Lac Commune, 6.V.2001, BUI XUAN PHUONG leg.

Description

Antennae below whitish in the distal half. Palpi above predominantly black, below predominantly yellow. Frons, prothorax and fore legs covered with yellow hairs.

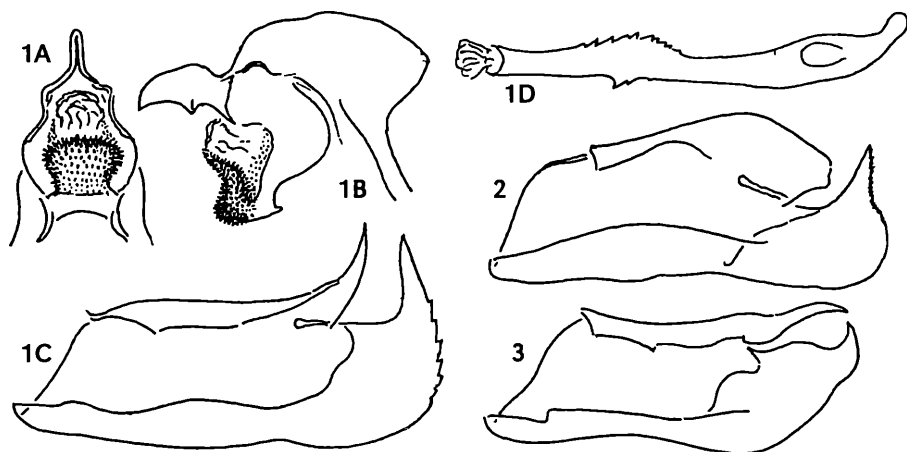
Upperside (col. pl. IIIb, fig. 1): ground colour brown with ochreous yellowish tinge on disc, darker at termen and forewing costa. Forewing with an S-shaped series of 5 small subapical spots in spaces 4 to 8, those in spaces 6 and 8 being larger and subequal, the others dot-like, a large cell spot accompanied by a small spot in the costal field, a large spot in space 2 and a small spot in space 3, and a small dot in space 1b; all spots hyaline white; discal and cell spots more or less contiguous; a tiny lower dot in space 1b present or absent. Hindwing with an obscure dark spot in cell and a series of small dark discal spots in spaces 1b to 7, the latter being the largest.

Underside (col. pl. IIIb, fig. 2): forewing ground colour darker brown than on the upperside, with the same hyaline white spots, accompanied by a series of conspicuous diffusely shaped pale non-hyaline postdiscal spots in spaces 1b to 7; space 1a pale; the small lower dot in space 1b present in most specimens. Hindwing almost of the same colour as on the upperside, with the same dark markings, which look pale-ringed due to the uniform darker colour at termen. Fringes brown, conspicuously paler at space 1b of forewing and at spaces 6 and 7 of hindwing. Length of forewing 20–20.5 mm.

¹ For (9) see DEVYATKIN, A. L. (2001): Three new species and one new subspecies from the subfamily Pyrginae (Lepidoptera, Hesperiidae). – *Atalanta* 32 (3/4): 403–410.

♂-genitalia (fig. 1)

Tegumen strongly convex; uncus short, more than twice shorter than tegumen, narrow, beak-like in lateral view, with pointed tip and short lateral horns at base. Gnathos very broad, as wide as the base of uncus, covered with small teeth throughout. Clasp elongate, with two thin and pointed dorsal processes, that of the cuiller being outwardly serrate, and the costal one being more slender and smooth. Aedeagus as long as clasp, slender, irregularly curved, with one or a few strong teeth on one side and a serrate ridge on the other side, both structures being lateral and placed near the middle of the distal half of aedeagus.



Figs. 1-3: *Coladenia* MOORE, [1881], male genitalia. Fig. 1: *Coladenia tanya* spec. nov., paratype (Central Vietnam, Yen Hop) (A – tegumen, uncus and gnathos, ventral view; B – id., lateral view; C – right clasp, lateral view; D – aedeagus, dorsal view). Fig. 2: *Coladenia agni* (DE NICEVILLE, [1884]) (North Vietnam, Cuc Phuong) (right clasp, lateral view). Fig. 3: *Coladenia agnioides* ELWES & EDWARDS, 1897 (Central Vietnam, Vu Quang) (right clasp, lateral view).

Discussion

Externally, the new species is almost indistinguishable from *C. agni* (DE NICEVILLE, [1884]), in general slightly differing in more prominent yellow hairing of palpi and thorax, clearly whitish antennae below and more developed subapical spots in spaces 4 and 5. It is also similar to *C. agnioides* ELWES & EDWARDS, 1897. The male genitalia, however, are very different from both species in the shape of clasp (figs 2, 3) as well as in the characters of all other structures.

The taxonomy and distribution of *Coladenia agni* and related species were discussed in the paper of DE JONG & TREADAWAY (1992), mainly with respect to the Philippines. However, a few words should be added to what is concerned to *C. agni* proper. First of all, the principal sub-specific differences seem to be not so sharp as indicated by the above authors: the scarce specimens from North and Central Vietnam show significant variation in the location of the forewing spot in space 2 relative to the cell spot; the outer margin of hindwing is variable from angled to rather rounded in the Vietnamese specimens; the fringes of forewing (space 1b) and

hindwing (spaces 6 and 7) may be pale or dark; all these characters were stated as subspecific by DE JONG & TREADAWAY (1992). Due to these characters, the Vietnamese *C. agni* were regarded as intermediate between the ssp. *agni* (DE NICEVILLE, [1884]) and ssp. *sundae* DE JONG & TREADAWAY, 1992 (DEVYATKIN & MONASTYRSKII, 1999). However, the material is too scarce to reveal the real status of the Vietnamese populations.

The new species is most similar in appearance to the nominate *C. agni*, showing the same pattern of variation in respect of the forewing spots; at the same time, the male genitalia in some respects somewhat rather resemble those of *C. agnioides* ELWES & EDWARDS, 1897, in particular, in the lateral view of uncus and in the presence of the costal process of clasp.

Acknowledgements

I am greatly indebted to Dr. A. L. MONASTYRSKII and Mr. BUI XUAN PHUONG (Russia-Vietnam Tropical Centre, Hanoi) for placing at my disposal the paratype specimen from North Vietnam; I am most grateful to Mr. P. R. ACKERY (The Natural History Museum, London) for giving me the opportunity to study types and comparative material in the collection of the British Museum.

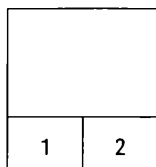
References

- DE JONG, R. & C. TREADAWAY (1992): Revisional notes on *Coladenia* MOORE, 1881 (Lepidoptera: Hesperiiidae). – Zool. Meded. Leiden **66** (15): 283–293.
- DEVYATKIN, A. L. & A. L. MONASTYRSKII (1999): Hesperiiidae of Vietnam 5. An annotated list of the Hesperiiidae of North and Central Vietnam (Lepidoptera, Hesperiiidae). – *Atalanta* **29** (1/4): 151–184.

Explanation of colour plate IIIb (p. 229):

Fig. 1: *Coladenia tanya* spec. nov., paratype ♂. North Vietnam, Bac Can Province, Xuan Lac Commune, 6.V.2001, BUI XUAN PHUONG leg., upperside.

Fig. 2: Id., underside.



address of the author

ALEXEY L. DEVYATKIN
Department of Entomology
Faculty of Biology
Moscow State University
119899 Moscow, Russia

Colour plate IIIa

HUANG, H.: Some new butterflies from China 2 (Lepidoptera, Hesperiiidae). *Atalanta* **33** (1/2): 109–122.

- Fig. 1: *Polytremis mencia* ♂, DS, Guniujiang, Anhui.
 Fig. 2: *Polytremis caerulescens* ♂, DS, Er-lang-shan, Sichuan.
 Fig. 3: *Polytremis discreta discreta* ♂, DS, Chayu, Tibet.
 Fig. 4: *Polytremis matsuii* ♂, DS, Qingchengshan, Sichuan.
 Fig. 5: *Polytremis theca fukia* ♂, DS, Guniujiang, Anhui.
 Fig. 6: *Polytremis zina* ♂, DS, Omei Shan, Sichuan.
 Fig. 7: *Polytremis pellucida pellucida* ♂, DS, Guniujiang, Anhui.
 Fig. 8: *Polytremis lubricans taiwana* ♂, DS, Guniujiang, Anhui.
 Fig. 9: *Polytremis lubricans lubricans* ♂, DS, Metok, Tibet.
 (DS – dorsal surface, VS – ventral surface)

1	4	7
2	5	8
3	6	9


Colour plate IIIb

DEVYATKIN, A. L.: Hesperiiidae of Vietnam, 10. A new species of *Coladenia* MOORE, [1881] (Lepidoptera, Hesperiiidae). – *Atalanta* **33** (1/2): 123–125.

- Fig. 1: *Coladenia tanya* spec. nov., paratype ♂. North Vietnam, Bac Can Province, Xuan Lac Commune, 6.V.2001, BUI XUAN PHUONG leg., upperside.
 Fig. 2: Id., underside.

1	2

Colour plate IIIa/IIIb



ZOBODAT - www.zobodat.at

Zoologisch-Botanische Datenbank/Zoological-Botanical Database

Digitale Literatur/Digital Literature

Zeitschrift/Journal: [Atalanta](#)

Jahr/Year: 2002

Band/Volume: [33](#)

Autor(en)/Author(s): Devyatkin Alexey L.

Artikel/Article: [Hesperiidae of Vietnam, 10. A new species of Coladenia \(Moore, \[1881\]\) \(Lepidoptera, Hesperiidae\) 123-125](#)