

**A new genus is established for *Bombyx lineola* FABRICIUS, 1793,
with systematic notes on the genus *Aloa* WALKER, 1855**

(Lepidoptera, Arctiidae)

by

V. V. DUBATOLOV

received 13.X.2004

Summary: A new genus, *Micraloa* gen. nov. is described for *Bombyx lineola* FABRICIUS, 1793, which was hitherto assigned either to *Aloa* WALKER, 1855, or to *Amsacta* WALKER, 1855. *Micraloa* gen. nov. is characterized by many apomorphies such as the narrow and long uncus, strongly sclerotized tegumen, the short sclerotized valva bearing long apical processes. The genus *Paramsacta* HULSTAERT, 1923 is separated from the genus *Aloa* Wlk. in the structure of male genitalia and in the number of spurs on hind tibia. *Aloa* includes only two species, *A. lactinea* (CRAMER, 1777) and *A. cardinalis* (BUTLER, 1875). The genus *Paramsacta* currently includes the type species *P. marginata* DONOVAN, 1805, and *P. moorei* (BUTLER, 1876), but reasoning from the wing pattern, it should likely include *Aloa collaris* HAMPSON, 1891, *Aloa costalis* WALKER, [1865] 1864, *Aloa corsima* SWINHOE, 1892, *Aloa gangara* SWINHOE, 1892, and *Creatoriotus flavimargo* HAMPSON, 1894 as well.

The genus *Aloa* WALKER, 1855 was described for four African species (*A. simplex* WALKER, 1855, *A. bifurca* WALKER, 1855, *A. delineata* WALKER, 1855, *A. marginalis* WALKER, 1855) and eleven Asian species (*A. lactinea* (CRAMER, 1777), *A. candidula* WALKER, 1855, *A. marginata* (DONOVAN, 1805), *A. diminuta* WALKER, 1855, *A. bifrons* WALKER, 1855, *A. isabellina* WALKER, 1855, *A. tripartita* WALKER, 1855, *A. biguttata* WALKER, 1855, *A. integra* WALKER, 1855, *A. dentata* WALKER, 1855, and *A. erosa* WALKER, 1855). The type species of this genus, *A. lactinea* (CRAMER, 1777), was designated by MOORE (1883). However, KIRBY (1892) restricted this genus to eight species: *A. candidula* Wlk., *A. rubricosta* (MOORE, 1872), *A. emittens* (WALKER, 1855), *A. diminuta* Wlk., *A. punctistriga* (WALKER, 1855), *A. comma* (WALKER, 1856), *A. flora* SWINHOE, 1885, and *A. punctivitta* (WALKER, 1855). HAMPSON (1901), who mistakenly considered the type species of *Aloa* Wlk. being *A. lineata* WALKER, 1855, synonymized it with the genus *Diacrisia* HÜBNER, [1819], leaving the *lactinea* species-group in the genus *Amsacta* WALKER, 1855 (type species: *A. marginalis* (WALKER, 1855) from Sierra-Leone in Africa). That concept had been accepted by ROTHSCCHILD (1914), STRAND (1919), and other authors before KÔDA (1988), though the problem of the type species was fixed already by WATSON et al. (1980). Later, THOMAS & GOODGER ([1993]) showed that the type species of *Amsacta* Wlk. and *Aloa* Wlk. were not congeneric and treated only 11 Asian and Australian species (*A. albistriga* Wlk., *A. arabicum* (HAMPSON in WALSINGHAM & HAMPSON, 1896), *A. cardinalis* (BUTLER, 1875), *A. flavimargo* (HAMPSON, 1894), *A. collaris* Wlk., *A. corsima* SWINHOE, 1892, *A. lactinea* (Cr.), *A. marginata* (DONOVAN, 1805)) as congeners of *Aloa*, whereas other eight African and two Asian species (*A. lineola* F. and *A. emittens* (Wlk.)) were considered to belong to *Amsacta* sensu lato. Unfortunately, these authors didn't pay attention to the male genitalia, so the genus *Aloa* Wlk.—in

their sense—remained very polymorphic. This was examined by DUBATOLOV (2004), who erected the monotypic genus *Creataloum* DUBATOLOV for *A. arabicum* (HMPs.). Having examined the male genitalia of oriental genera and species, including some of *Aloa* Wlk. and *Amsacta* sensu lato, from the collection of the Zoological Institute, St.-Petersburg (ZIN), it has been found that there are at least three distinct species groups: *Aloa* Wlk. sensu stricto, *Paramsacta* HULSTAERT, 1923 and a third one, yet undescribed. These groups are treated here as separate genera, with a description of the new genus given below.

Micraloa gen. nov.

Type species: *Bombyx lineola* FABRICIUS, 1793 (colour plate XXIb, fig. 1).

Male antennae bipectinate, females' ones biserrate. Eyes big, strongly convex, almost hemispherical, naked. Proboscis short, not longer than head diameter. Fore tibia not shortened, and not broadened at apex, the latter bears a strong naked apical spur. Middle and hind tibia with a pair of spurs. Vein R_2 stalked with R_{3+5} (venation type C, see SOTAVALTA, 1964). Forewings yellowish, with a red costal line and a dark stripe behind the cubital stock. This stripe is crossed by light veins, or divided into a few spots between veins. There is an additional short line in the external part of the wing between veins M_2 and M_3 . Hindwings white, sometimes with dark dots on the discal veins and behind the wing apex. The tympanum with a rather large rounded plate, covered by the tympanum slot.

Male genitalia with strongly metamorphosed structures (fig. 1). Uncus long and narrow, with slightly bifurcated apex. Lateral sclerites of the tegumen strongly sclerotized and convex. Costal-basal part of the valva rhomboidal, separated from the main part of the valva by a membrane. This main part of the valva of rounded quadrangular shape, its distal part bears small teeth. Valval costa extending into long processes with an apical club. Juxta quadrangular, noticeably sclerotized and strongly convex longitudinally. Its curved inwards apical angles extending into two long flat processes. Aedeagus curved upwards and extended on its apex, without teeth. Vesica with a single field of small spines.

Besides the type species, which has the dark line on the forewings only shortly crossed by light veins, the new genus also includes *Creatonotos emittens* WALKER, 1855 (= *Aloa flora* SWINHOE, 1885) (col. pl. XXIb, fig. 2), having the forewings with a dark line split up into a few dark lines widely separated from each other. The latter species was formerly considered a synonym of *Bombyx lineola* F. (see: HAMPSON, 1901; STRAND, 1919), and recently re-validated by THOMAS & GOODGER ([1993]).

Material studied

Micraloa lineola (F.): 1 ♂, N. Indien (Dr. RADDE, ZIN).

M. emittens (Wlk.): 1 ♀, Ceylon (Dr. RADDE, ZIN).

Notes on systematics

Based on the structure of the male genitalia and the wing pattern, all the South Asian and Australian *Aloa* Wlk. and *Amsacta* sensu lato species, which were left in these genera by

THOMAS & GOODGER ([1993]), and after removing *A. arabicum* (HMPS.), can be grouped into three groups. The first one, *Aloa* Wlk. sensu stricto, includes two species: the type species *A. lactinea* (CRAMER, 1777) and *A. cardinalis* (BUTLER, 1875), reasoning from the figure of the male genitalia of the latter species published by KUZNETSOV & STEKOLNIKOV (2001). These moths are large, with reduced pattern on the forewings, consisting of one or two small dots on the discal vein, besides of the purely red costal line (col. pl. XXIb, figs. 5, 6). The male genitalia of *Aloa* Wlk. (figs. 2, 3) are characterized by the broad triangular uncus, with dorsal longitudinal hollow and split apex. Valvae of both species are very characteristic, they are broadly quadrangular, with a field of teeth or hairs on the apical part of their ventral edge. Juxta short. Moreover, the hind tibia bears two pairs of spurs situated closely to each other.

Most of the species from South-East Asia and Australia assigned to *Aloa* Wlk. by THOMAS & GOODGER ([1993]) are not large and have forewings with a more prominent pattern, consisting of spots on the external part of the wing, often including a red costal line, and in many species a dark line on the cubital stock along the hind edge of the cell (col. pl. XXIb, figs. 3, 4). Hind tibia only with one apical pair of spurs. The male genitalia of the two studied species, *A. marginata* (DONOVAN, 1805) and *A. moorei* BUTLER, 1876 (figs. 4, 5) have the uncus structure as in *Aloa* Wlk. sensu stricto. Nevertheless, the valval shape is clearly distinct, the valva are slightly elongate, with two apical processes, of which the costal is largest, and a small prominence on the inner side. Such a type of valva is characteristic of many other Spilosomini genera, but is most similar to *Alphaea* WALKER, 1855 (type species: *A. fulvohirta* WALKER, 1855). These valvae do not bear teeth or hairs. The juxta is quadrangular, but strongly elongated, not as in *Aloa* Wlk. For this species group exists a valid generic name, *Paramsacta* HULSTAERT, 1923, with *Paramsacta pura* HULSTAERT, 1923 (a junior synonym of *Phalaena marginata* DONOVAN, 1805) as the type species. The position of *A. albistriga* WALKER, 1864 remains yet uncertain, because it has a quite peculiar pattern on the forewing, with many dark stripes between veins.

The third group consists of two sibling species, *Micaloa lineola* (FABRICIUS, 1793) from Hindostan, and *Micaloa emittens* (WALKER, 1855) from Ceylon and South Hindostan, which are here considered in a newly erected genus. These species are moderately small, compared to the species of *Aloa* Wlk. and *Paramsacta* HULSTAERT. The cubital line on the forewings is situated not on the vein, but just behind it and is separated by light veins (col. pl. XXIb, figs. 1, 2). The male genitalia (figs. 1, 2) are very strongly transformed, compared to other Spilosomini genera. Uncus very narrow and long (not wide), and its apical split transformed into a small fork. The valva of *Micaloa* gen. nov. are strongly sclerotized, short and with long apical

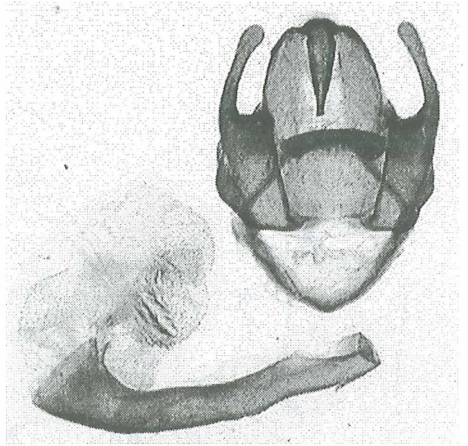


Fig. 1: Male genitalia of *Micaloa lineola* (FABRICIUS; 1793), Nord Indien, Dr. RADDE (ZIN).

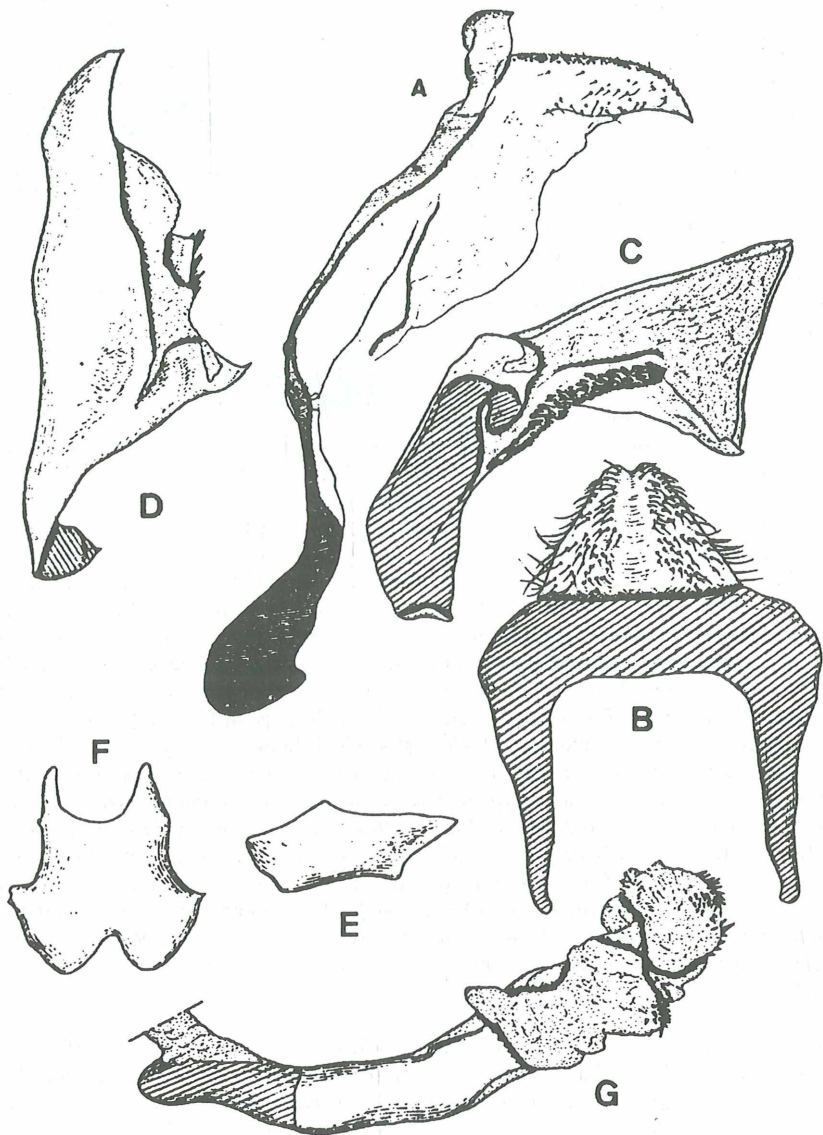


Fig. 2: Male genitalia of *Aloa lactinea* (CRAMER, 1777), from: KÔDA, 1988. A - uncus, tegumen and saccus, lateral view; B - uncus, dorsal view; C - valva, inner side; D - valva, dorsal view; E - juxta, lateral view; F - juxta, ventral view; G - aedeagus.

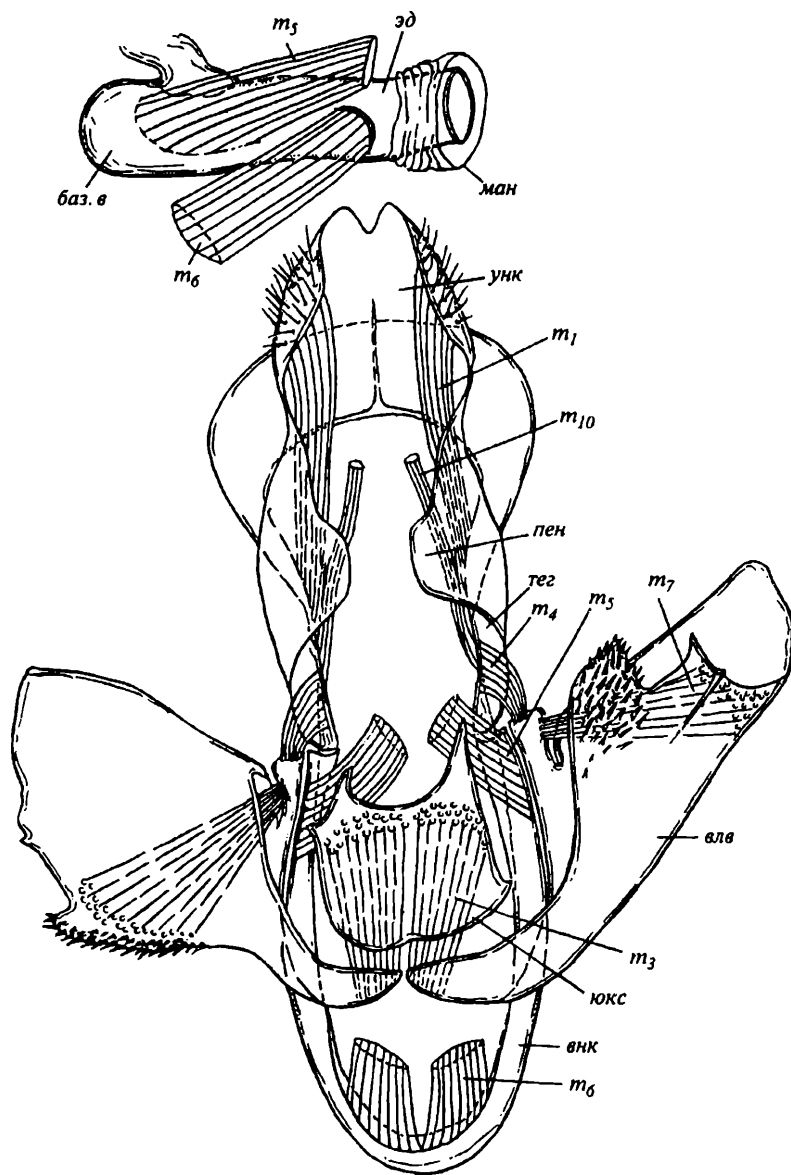


Fig. 3: Male genitalia of *Aloa cardinalis* (BUTLER, 1876), from: KUZNETZOV & STEKOLNIKOV (2001). General view (down) and aedeagus (up).

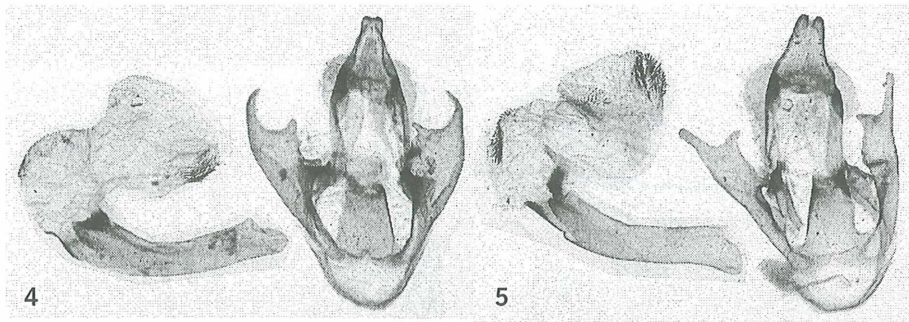


Fig. 4: Male genitalia of *Paramsacta marginata* (DONOVAN, 1805), Australia, New South Wales (ZIN).

Fig. 5: Male genitalia of *Paramsacta moorei* (BUTLER, 1876), Pakistan, Karachi, on light, 15.VII. 1960, coll. A. WHEED (ZIN).

processes. The strongly sclerotized juxta differs significantly from that of *Aloa* Wlk. and *Paramsacta* HULSTAERT. The single character showing certain relations of *Micraloa* gen. nov. and *Aloa* Wlk. is the presence of small spines, which are situated on the apical part of the ventral edge in *Aloa* Wlk. and shifted towards the external edge in *Micraloa* gen. nov.

Thus, *Micraloa* gen. nov. differs strongly from both *Aloa* Wlk. and *Paramsacta* HULSTAERT and its status seems to be clear. Nevertheless, it is necessary to further discuss a distinct status of *Paramsacta* HULSTAERT. The latter demonstrates a most plesiomorphic valva structure, very similar to several genera of the tribe Spilosomini, like *Alphaea* Wlk. or *Spilarctia* Btl. Furthermore, *Aloa* Wlk. and *Micraloa* gen. nov. have a distinct synapomorphic character, viz. the short quadrangular valvae, with a nice field of teeth or hairs on their ventral-apical part. As *Paramsacta* HULSTAERT shows more ancestral male genitalia structure (see above) and *Aloa* Wlk. and *Micraloa* gen. nov. are characterized by a synapomorphy, I consider *Paramsacta* HULSTAERT as a good genus.

A list of the species currently included in *Paramsacta* HULSTAERT, *Aloa* Wlk. and *Micraloa* gen. nov. is given below:

Paramsacta HULSTAERT, 1923; Ann. Mag. nat. Hist. (9)11: 187.

Type species: *Paramsacta pura* HULSTAERT, 1923.

Paramsacta marginata (DONOVAN, 1805); Ins. New Holl.: t. 34, f. 2 (*Phalaena*). Type locality: New Holland (Indonesia).

= *Areas roseicostis* BUTLER, 1875; Cist. Ent. 2: 23. Type locality: "Rockingham Bay, Australia".

= *Areas punctipennis* BUTLER, 1876; Ann. Mag. nat. Hist. (4)18: 126. Type locality: "Cape York".

= *Paramsacta pura* HULSTAERT, 1923; Ann. Mus. nat. Hist. (9)11: 187-188. Type locality: "Okaba" [New Guinea, Irian Jaya].

= *Amsacta eurymochla* TURNER, 1927; Pap. & Proc. Roy. Soc. Tasm. 1926: 119. Type locality: "Tasmanien Beaconsfield"
New Guinea, Fergusson Is., Loisiade Islands, Woodlark Is. (Papua-New Guinea); Australia, Tasmania.

Paramsacta moorei (BUTLER, 1876); Cist. Ent. 2: 23 (Areas). Type locality: "Almorah, N. India"
= *Aloa sara* SWINHOE, 1889; Proc. Zool. Soc. London 1889: 404. Type locality: "Karachi"
India, Pakistan.

?*Paramsacta collaris* (HAMPSON, 1891), Ill. Het. Br. Mus. 8: 54, t. CXL, fig. 18 (*Aloa*). Type locality: "the Nilgiri District of Southern India"
India (STRAND, 1919). ?China: Hainan (ROTHSCHILD, 1910; STRAND, 1919).

?*Paramsacta costalis* (WALKER, [1865] 1864); List Het. Br. Mus. 31: 301 (*Aloa*). Type locality: "North Australia"
North and North-West Australia (TURNER, 1940).

?*Paramsacta corsima* SWINHOE, 1892; Cat. Het. Mus. Oxfrd. 1892: 171-172, t. 4, f. 1 (*Aloa*).
Type locality: "Port Essington" [Queensland, Australia].
North-East Australia. [bona spec. - THOMAS & GOODGER, 1992 [1993]].

?*Paramsacta flavimargo* (HAMPSON, 1894); Moths India 2: 27 (*Cretonotus flavimargo*). Type locality: "Bhámo, Burma"
Burma.

?*Paramsacta gangara* SWINHOE, 1892; Cat. East. Austral. Lep. Het. Colln Oxf. Univ. Mus 1: 171, pl. 4, f. 2 (*Aloa*). Type locality: "Australia"
West Australia (TURNER, 1940). According to THOMAS & GOODGER ([1993]) a synonym of *P. marginata* (DON.), while EDWARDS (1996) considered it is as good species.

Aloa WALKER, 1855, List. Specimens lepid. Insects Colln Br. Mus. 3: 699.
Type species: *Phalaena lactinea* CRAMER, 1777, designated by MOORE, [1883] 1882-1883, Lepid. Ceylon 2: 74.

Aloa cardinalis (BUTLER, 1875); Cist. Entom. 2: 22 (Areas). Type locality: "Philippine Islands"
Philippines, Central Indonesia (STRAND, 1919).

A. c. celebensis (ROTHSCHILD, 1910); Novit. Zool. 17 (2): 158 (*Am.[sacta] cardinalis celebensis*).
Type locality: "Celebes"

Indonesia: Sulawesi.

A. c. luteomarginata (ROTHSCHILD, 1910); Novit. Zool. 17 (2): 158 (*Am.[sacta] cardinalis luteomarginata*). Type locality: "Oinainisa, Timor, ..., type; Letti, ..., Moa, Larat, Tenimber Islands, Dammer, ...; Larentuka"

South Central Indonesia, East Timor.

A. c. reducta (ROTHSCHILD, 1910); Novit. Zool. 17 (2): 158 (*Am.[sacta] cardinalis reducta*). Type locality: "Tomia, Toekan Besi Islands"

Indonesia: Toekan Besi Islands.

Aloa (Aloa) lactinea (CRAMER, 1777), *Uitlandsche Kapellen (Papillons exot.)* 2: 58, 149, pl. 133, fig. D (*Phalaena*). Type locality: "Batavia" [Indonesia, Java: Djakarta].
= *B.[ombyx] sanguinolenta* FABRICIUS, 1793; *Ent. Syst.* 3 (1): 473–474. Type locality: "India orientali"
= *Aloa marginata* MOORE, 1883; *Proc. Zool. Soc. London* 1883: 15–16, t. 5, f. 1. Type locality: "Nepal"
= *Rhodogastria frederici* KIRBY, 1892; *Syn. Cat. Lep. Het.* 1: 223. Type locality: "Nepal" Replacement name for *Aloa marginata* MOORE, 1883.
= *Cretonotus negritus* HAMPSON, 1894; *Moths India* 2: 28. Type locality: "Khásis" [Assam, India] (synonymized by THOMAS & GOODGER, [1993]).
South-East Afghanistan, Pakistan, India, Sri Lanka, Nepal, China, Korea, Japan, Indochina, Philippines, Indonesia.

Micraloa DUBATOLOV gen. nov.

Type species: *Bombyx lineola* FABRICIUS, 1793.

Micraloa lineola (FABRICIUS, 1793); *Ent. Syst.* 3 (1): 465–466 (*B.[ombyx] lineola*). Type locality: "India orientali"
= *Spilosoma punctistriga* WALKER, 1855; *List Specimens lepid. Insects Colln. Br. Mus.* 3: 676. Type locality: "North India"
= *Aloa candidula* WALKER, 1855; *List Specimens lepid. Insects Colln. Br. Mus.* 3: 704. Type locality: "Nepal" + "Ceylon"
= *Aloa diminuta* WALKER, 1855; *List Specimens lepid. Insects Colln. Br. Mus.* 3: 705. Type locality: "North India"
= *Spilosoma strigata* WALKER, 1869; *Char. Lep. Het.:* 10. Type locality: originally not stated. Punjab [HAMPSON, 1901].
= *Cretonotus rubricosta* MOORE, 1872; *Proc. Zool. Soc. London* 1872: 573. Type locality: "Manipuri, North-west India ...; Bombay."
= *Aloa insolata* SWINHOE, 1889; *Proc. Zool. Soc. London* 1889: 404–405, t. 43, f. 15. Type locality: "Thyetmeyo"
= *D.[iacrisia] felderi* ROTHSCHILD, 1910; *Novit. Zool.* 17 (2): 124. Type locality: "Kotegurh, N. India."
= *Estigmene octomaculata* ROTHSCHILD, 1933; *Ann. Mag. Nat. Hist.* (10)11: 185. Type locality: "Solan" [Solane] [THOMAS, 1992].
India, Burma.

Micraloa emittens (WALKER, 1855); *List Specimens lepid. Insects Colln. Br. Mus.* 3: 638–639 (*Cretonotos*). Type locality: "Ceylon" + "North India"
= *Aloa flora* SWINHOE, 1885; *Proc. Zool. Soc. London* 1872: 296, t. 20, f. 5. Type locality: "Bombay"
India, Sri Lanka.

Acknowledgements

The author is very grateful to Drs. A. L. Lvovsky and A. MATOV (St.-Petersburg) for help with search and obtaining essential material from the collections of the Zoological Institute. I also wish to thank the staff of the library of the Zoological Institute (St.-Petersburg) for help with getting old literature. Special thanks to Mr. GRAEME RAYNER (Library of University of Tasmania, Hobart, Australia) for consultations and help with rare literature, to Dr. JOSEF GRIESHUBER – for a digital copy of important pages of WALKER [1869].

References

- BUTLER, A. G. (1875): Revision of the genus *Spilosoma* and allied groups of the family Arctiidae. – *Cistula Entomologica* **2**: 21–44.
- BUTLER, A. G. (1876): XII. On a small collection of Lepidoptera from Cape York and the south-east coast of New Guinea. – *Annals and Magazine of Natural History (series 4)* **18**: 122–128.
- CRAMER, P. (1777–1779): *De Uitlandsche Kapellen voorkomende in de drie Waereld-Deelen Asia, Africa en America – II Deel. [Papillons Exotiques des trois parties du monde l'Asie, l'Afrique et l'Amerique. – Tome 2].* – Amsteldam, Utrecht: 151 pp., CXCII t.
- DONOVAN, E. (1805): *Insects of New Holland.* – London: 41 pls., 51 pp.
- DUBATOLOV, V. V. (2004): Some generic changes in Arctiinae from South Eurasia with description of three new genera (Lepidoptera, Arctiidae). – *Atalanta* **35** (1/2): 73–83, colour plate IVa.
- EDWARDS, E. D. (1996): Arctiidae. – *Monographs on Australian Lepidoptera* **4**: 278–286, 368–370.
- FABRICIUS, I. C. (1793): *Entomologia Systematica emendata et aucta. Secundum classes, ordines, genera, species adjectis synonymis, locis, observationibus, descriptionibus.* – Tom. III, pars I. – Hafniae: 487 pp.
- HAMPSON, G. F. (1891): *The Lepidoptera Heterocera of the Nilgiri District. – Illustrations of typical specimens of Lepidoptera Heterocera of the British Museum. Part 8: I–IV, 1–144, pls. 139–156.*
- HAMPSON, G. F. (1894): *The fauna of British India, including Ceylon and Burma. Moths 2.* – London, I–XXII, 609 pp.
- HAMPSON, G. (1901): *Catalogue of the Arctiidae (Arctiinae) and Agaristidae in the collection of the British Museum (Natural History). – Catalogue of the Lepidoptera Phalaenae in the collection of the British Museum (Natural History).* – London **3**: XII+609 pp., pl. 36–54.
- HULSTAERT, G. (1923): XV. On Lepidoptera from New Guinea, Kei, Tenimber, the Philippines, and Australia. – *Annals and Magazine of Natural History (series 9)* **11**: 178–190.
- KIRBY, W. F. (1892): *A synonymic Catalogue of Lepidopteren Heterocera. Vol. 1. Sphinges and Bombyces.* – London: I–XII, p. 11–951.
- KÔDA, N. (1988): A Generic Classification of the Subfamily Arctiinae of the Palaearctic and Oriental Regions based on the Male and Female Genitalia (Lepidoptera, Arctiidae). Part II. – *Tyô to Ga* **39** (1): 1–79.
- KUZNETZOV, V. I. & A. A. STEKOLNIKOV (2001): *New approaches to the system of Lepidoptera of World fauna (on the base of the functional morphology of abdomen).* – St.-Petersburg: Nauka: 463 pp.

- MOORE, F. (1872): Descriptions of new Indian Lepidoptera. – Proceedings of the Scientific Meetings of the Zoological Society of London **1872**: 555–583, t. XXXII–XXXIV.
- MOORE, F. (1882–1883): The Lepidoptera of Ceylon. Vol. II. – London: viii + 162 pp., pl. 72–143.
- MOORE, F. (1883): Descriptions of new genera and species of Asiatic Lepidoptera Heterocera. – Proceedings of the Scientific Meetings of the Zoological Society of London **1883**: 15–30, pl. V–VI.
- ROTHSCHILD, W. (1910): Catalogue of the Arctianae in the Tring museum, with notes and descriptions of new species. – *Novitates Zoologicae* **17** (1): 1–85, (2): 113–188, pl. XI–XIV.
- ROTHSCHILD, W. (1914): Arctiidae, subfamilie Arctiinae. – SEITZ, A. Die Gross-Schmetterlinge der Erde. Stuttgart: Alfred Kernen **10**: 236–263, t. 19–25.
- ROTHSCHILD, W. (1933): XXI. New species and subspecies of Arctiinae. – *Annals and Magazine of Natural History (series 10)* **11**: 167–194.
- SEITZ, A. (1910): 4. Familie: Arctiidae, Bärenspinner. – SEITZ, A. Die Gross-Schmetterlinge der Erde. I Abt.: Die Gross-Schmetterlinge des Palaearktischen Faunengebietes. Band 2: Die Palaearktischen Spinner & Schwärmer. – Stuttgart: Alfred Kernen: 43–103, t. 10–18, 56.
- SOTAVALTA, O. (1964): Studies on the variation of the wing venation of certain tiger moths (Lep., Arctiidae, subfam. Arctiinae). – *Annales Academiae Scientiarum Fennicae. Series A. IV. Biologica*. – Helsinki: Suomalainen Tiedeakatemia: 42 pp.
- STRAND, E. (1919): Arctiidae: subfam. Arctiinae. – *Lepidopterorum Catalogus*. – Berlin: W. Junk **22**: 416 pp.
- SWINHOE, C. (1885): 5. On the Lepidoptera of Bombay and the Deccan. – Proceedings of the Scientific Meetings of the Zoological Society of London **1885**: 287–307, pl. XX–XXI.
- SWINHOE, C. C. (1889): 2. On New Indian Lepidoptera, chiefly Heterocera. – Proceedings of the Scientific Meetings of the Zoological Society of London **1889**: 396–432, pl. XLIII–XLIV.
- SWINHOE, C. (1892): Catalogue of Eastern and Australian Lepidoptera Heterocera in the collection of the Oxford University Museum. – Oxford: Clarendon Press: 324 pp., pl. 1–8.
- THOMAS, W. & D. GOODGER (1992 [1993]): *Aloa* WALKER 1855 and *Amsacta* WALKER 1855, two distinct genera of Arctiinae (Lepidoptera). *Nachrichten des Entomologischen Vereins, Apollo* **13** (3a): 297–305.
- TURNER, A. J. ([1927]): New and little-known Tasmanian Lepidoptera, Part II. – *Papers and Proceedings of the Royal Society of Tasmania* **1926**: 119–164.
- TURNER, A. J. (1940): Revision of Australian Arctiidae. – *Proceedings of the Royal Society of Queensland* **51**: 51–131.
- WALKER, F. (1855): List of the Specimens of Lepidopterous Insects in the Collection of the British Museum. – London **3**: 583–775.
- WALKER, F. (1856): List of the Specimens of Lepidopterous Insects in the Collection of the British Museum. – London **7**: 1509–1808.
- WALKER, F. (1864 [1865]): List of the Specimens of Lepidopterous Insects in the Collection of the British Museum. – London **31** suppl.: 321 pp.
- WALKER, F. (1869): Characters of undescribed Lepidoptera Heterocera. – London: 112 pp.
- WALSINGHAM, M. A. & G. F. HAMPSON (1896): On moths collected at Aden and in Somaliland. – *Proceedings of the general meetings for scientific business of the Zoological Society of London* **1896**: 257–283, pl. 10.

Explanation of colour plate XXIb (p. 487):

Fig. 1: *Micraloa lineola* (FABRICIUS, 1793), ♂, N.[ord] Indien, Dr. RADDE (ZIN).

Fig. 2: *Micraloa emittens* (WALKER, 1855), ♀, Ceylon, Dr. RADDE (ZIN).

Fig. 3: *Paramsacta marginata* (DONOVAN, 1805), ♂, N.[ew] S.[outh] Wales (ZIN).

Fig. 4: *Paramsacta moorei* (BUTLER, 1876), ♂, [Pakistan], Karachi, on light, 15.VII.1960, coll. A. WHEED (ZIN).

Fig. 5: *Aloa lactinea* (CRAMER, 1777), from: SEITZ, 1910.

Fig. 6: *Aloa cardinalis* (BUTLER, 1875), from: ROTHSCHILD in SEITZ, 1914.

1	2	3
4	5	6

address of the author

V. V. DUBATOLOV
Siberian Zoological Museum
Institute of Animal Systematics and Ecology
Siberian Branch of Russian Academy of Sciences
Frunze street, 11
630091, Novosibirsk, 91, Russia

Colour plate XXIa

DUBATOLOV, V. V. & V. O. GURKO: A new *Oroncus* species from the Pamirs, Tajikistan (Lepidoptera, Arctiidae). – *Atalanta* 35 (3/4): 399–402.

Fig. 1: *Oroncus bundeli* spec. nov., holotype ♂, Tadzhikistan, S.-W. Pamirs, Dzhihandy, 25.VII.1987, V. V. SHCHERBINA leg. (Siberian Zoological Museum collection).

Fig. 2: *Oroncus bundeli* spec. nov., paratype ♂, Tadzhikistan, Pamirs, Khorog, near botanical garden, river Sangou-Dara, h = 3500 m, 12.VII.1970, ZAPRJAGAЕV leg. (ex collection of BUNDEL, Zoological Institute).

Fig. 3: *Oroncus bundeli* spec. nov., paratype ♂, Tadzhikistan, Central Pamirs, Rushan District, the Rushan Range near the Lake Sarez, 5 km N of Irkht meteorological station (towards the Usoi Goaf), h = 4800 m, 10.–20.VII.1996, V. GURKO leg., in his collection.

Fig. 4: *Oroncus bundeli* spec. nov., paratype ♀, Tadzhikistan, Central Pamirs, Rushan District, the Rushan Range near the Lake Sarez, 5 km N of Irkht meteorological station (towards the Usoi Goaf), h = 4800 m, 10.–20.VII.1996, V. GURKO leg., in his collection.

Fig. 5: *Oroncus bundeli* spec. nov., paratype ♀, Tadzhikistan, Central Pamirs, 50 km west of Murghab, 28.VII.2004, ex larva (by courtesy of T. OTTMÜLLER, in his collection).

Fig. 6: *Oroncus tancrei urania* (PÜNGELER, 1904), ♂, China, Chantengri, Kuldscha.

Fig. 7: *Oroncus tancrei alaicus* O. BANG-HAAS, 1927, ♀, Kyrgyzstan, Alai Range, Taldyk Pass, 3650 m, 10.VII.1981, V. KIPNIS leg. (Siberian Zoological Museum collection).

Fig. 8: *Oroncus tancrei alaicus* O. BANG-HAAS, 1927, ♀, Kyrgyzstan, Transalai Range (Chon-Alai range), headwater of rivulet Taldy-Bulak between Nura and Irkeshtam (less than 1 km from the Chinese border), 18.VII.2003, R. DUDKO leg. (Siberian Zoological Museum collection).

Fig. 9: *Oroncus tancrei* (STAUDINGER, 1887), ♀, Central Tien Shan, Naryn (Zoological Institute collection).

1	2	3
4	5	6
7	8	9

Colour plate XXIb

DUBATOLOV, V. V.: A new genus is established for *Bombyx lineola* FABRICIUS, 1793, with systematic notes on the genus *Aloa* WALKER, 1855 (Lepidoptera, Arctiidae). – *Atalanta* 35 (3/4): 403–413.

Fig. 1: *Micaloa lineola* (FABRICIUS, 1793), ♂, N.[ord] Indien, Dr. RADDE (ZIN).

Fig. 2: *Micaloa emittens* (WALKER, 1855), ♀, Ceylon, Dr. RADDE (ZIN).

Fig. 3: *Paramsacta marginata* (DONOVAN, 1805), ♂, N.[ew] S.[outh] Wales (ZIN).

Fig. 4: *Paramsacta moorei* (BUTLER, 1876), ♂, [Pakistan], Karachi, on light, 15.VII.1960, coll. A. WHEED (ZIN).

Fig. 5: *Aloa lactinea* (CRAMER, 1777), from: SEITZ, 1910.

Fig. 6: *Aloa cardinalis* (BUTLER, 1875), from: ROTHSCHILD in SEITZ, 1914.

1	2	3
4	5	6

Colour plate XXIc

YAKOVLEV, R. V. & V. V. DOROSHKIN: New data of Macrolepidoptera for the fauna of Mongolia. II (Insecta, Lepidoptera). *Atalanta* 35 (3/4):390–398.

Fig. 1: *Hemaris (Mandarina) alaiana* (ROTHSCHILD & JORDAN, 1903), ♂, W. Mongolia, Hovd aimak, Bulgan-gol basin, Bayan-gol basin, 2000 m, 13.V.2002, R. YAKOVLEV leg. (RYB).

Fig. 2: *Hemaris (Cochranial) ducalis* (STAUDINGER, 1887), ♂, W. Mongolia, Hovd aimak, Bulgan-gol basin, Bayan-gol basin, middle stream of Ulyastain-Sala river, 2100 m, 21.–23.VI.2004, R. YAKOVLEV & D. RYZHKOV leg. (RYB).

Fig. 3: *Paleophilotes triphysina* (STAUDINGER, 1891), ♂, Kaschgar (topotype) (ZFMK), underside.


Fig. 4: *Paleophilotes triphysina* (STAUDINGER, 1891), ♀, Kaschgar (topotype) (ZFMK), underside.

Fig. 5: *Paleophilotes triphysina lama* YAKOVLEV subspec. nov., holotype ♂ (LNK), underside.

Fig. 6: *Paleophilotes triphysina lama* YAKOVLEV subspec. nov., paratype ♀ (LNK), underside.

1	4	
2	3	5
		6

Colour plate XXIa-c



ZOBODAT - www.zobodat.at

Zoologisch-Botanische Datenbank/Zoological-Botanical Database

Digitale Literatur/Digital Literature

Zeitschrift/Journal: [Atalanta](#)

Jahr/Year: 2004

Band/Volume: [35](#)

Autor(en)/Author(s): Dubatolov Vladimir V.

Artikel/Article: [A new genus is established for Bombyx lineóla Fabricius, 1793, with systematic notes on the genus Aloa Walker, 1855 403-413](#)