

Entomofauna

ZEITSCHRIFT FÜR ENTOMOLOGIE

Band 10, Heft 2 ISSN 0250-4413 Linz, 20. Januar 1989

**A new *Clivina* of the *tranquebaria*-group
from Thailand
(Coleoptera, Carabidae, Scaritinae)**

Martin Baehr

Abstract

Clivina opacidermis sp.nov. from Thailand is described. The species belongs to the *tranquebaria*-group sensu KULT (1951), but is distinguished from all known species by microreticulation present on pronotum and elytra.

Zusammenfassung

Clivina opacidermis sp.n. aus Thailand wird beschrieben. Die Art gehört in die *tranquebaria*-Gruppe sensu KULT (1951), unterscheidet sich aber von allen bekannten Arten durch ihre Mikroskulptur auf Pronotum und Flügeldecken.

Introduction

While studying Carabid material collected in Central Thailand, I discovered two specimens of a *Clivina* LATREILLE, 1802, belonging to the *tranquebaria*-group of KULT

(1951) and representing a new species.

The *tranquebaria*-group is well defined by several striking characters: Apical setae of last abdominal sternite close together, external spur on mesotibia lacking, facial sulcus very conspicuous, deep, strongly shagreened, and extending from anterior border of clypeus to behind eye. Whereas ANDREWES (1929) united almost all species of this group under *Clivina tranquebaria* BONELLI, 1813, KULT (1951) in his revision of this group distinguished as many as 16 species and some additional subspecies, and as far as I know those species, I agree with him.

Few species of this group, and few *Clivina* altogether, have been recorded so far from Thailand, hence occurrence of a further new species will be not surprising.

***Clivina opacidermis* sp.nov.**

(Fig. 1 - 3)

Types

Holotype: ♂, Thailand, Prov. Uthai-Thani, Tap Tan, 22. 7.-26.10.1985, leg. W. THIELEN (in Zoologische Staatssammlung München). - Paratype: 1 ♀, same data (Coll. M. BAEHR, München).

Diagnosis

Rather small species, distinguished by pronotum isodiametrically microreticulate and elytra shagreened, opaque, pronotum rather square with wide lateral channel, facial sulci very wide, and median part of clypeus convex, projecting over wings.

Description

Measurements: Length: ♂: 5 mm, ♀: 4.5 mm; pronotum: Length: ♂: 1.28 mm, ♀: 1.12 mm; width: ♂: 1.35 mm, ♀: 1.16 mm; ratio length/width: 0.95; elytra: Length: ♂: 2.75 mm, ♀: 2.52 mm; width: ♂: 1.52 mm, ♀: 1.39 mm; ratio length/width: 1.81 - 1.83.

Colour: Dark piceous to almost black. Only anterior border of head and lateral channels of pronotum and elytra piceous-brown. Mandibles, antennae, and intermediate and posterior legs reddish, anterior legs piceous-brown, palpi yellowish. Lower surface dark reddish.

Head: Moderately wide, though much narrower than apex

of pronotum. Median part of clypeus strongly divided from wings by a deep notch. Anterior border distinctly convex, surpassing wings. Wings rounded, separated from supraantennal plates. Surface of clypeus rather depressed, divided from frons by a narrow, though distinct sulcus. Facial sulci very wide anteriorly, then narrowing, reaching beyond posterior suprorbital seta. Bottom strongly shagreened and with some slightly elevated ridges. Frons slightly convex, with a tiny median impression. Frontal ridges v-shaped, attaining almost frontoclypeal suture, posteriorly reaching beyond eye. Occiput with a strong, densely punctate, transverse depression. Supraantennal plates slightly convex, medio-basally with a depression, laterally bordered, leaving eyes free. Eyes large, protruding, though rather enclosed behind. Labrum square, with outer angles rounded off, 7-setose. Mandibles elongate, rather narrow. Palpi narrow, elongate. Antennae short, not attaining posterior angles of pronotum, median segments square, about as long as wide. Frons glossy, with extremely fine, dispersed punctures. Occiput behind sulcus microreticulate.

Pronotum: Slightly wider than long, rather depressed, with comparatively parallel sides. Apex transverse, anterior angles feebly projecting, though rounded off. Lateral borders slightly convex throughout. Border feebly serrate. Posterior angles dentiform. Lateral parts of base slightly convex. Lateral channel wide, not narrowed towards anterior angles. Posterior lateral seta immediately at border of lateral channel. Anterior and median lines entire, distinct, rather deep, anterior line slightly punctate. Basal impressions lacking. Surface completely and almost isodiametrically microsculptured, reticulation, however, superficial on anterior part of disc. Also with several transverse wrinkles and with a group of punctures on each side behind middle.

Elytra: Moderately short and wide, less than twice as long as wide, slightly widened to apex, dorsally depressed. Shoulders strongly rounded, base straight, with several basal tubercles. Sides rather straight, gently curved to apex, though slightly sinuate behind shoulder. Border slightly serrate in anterior half. Scutellar

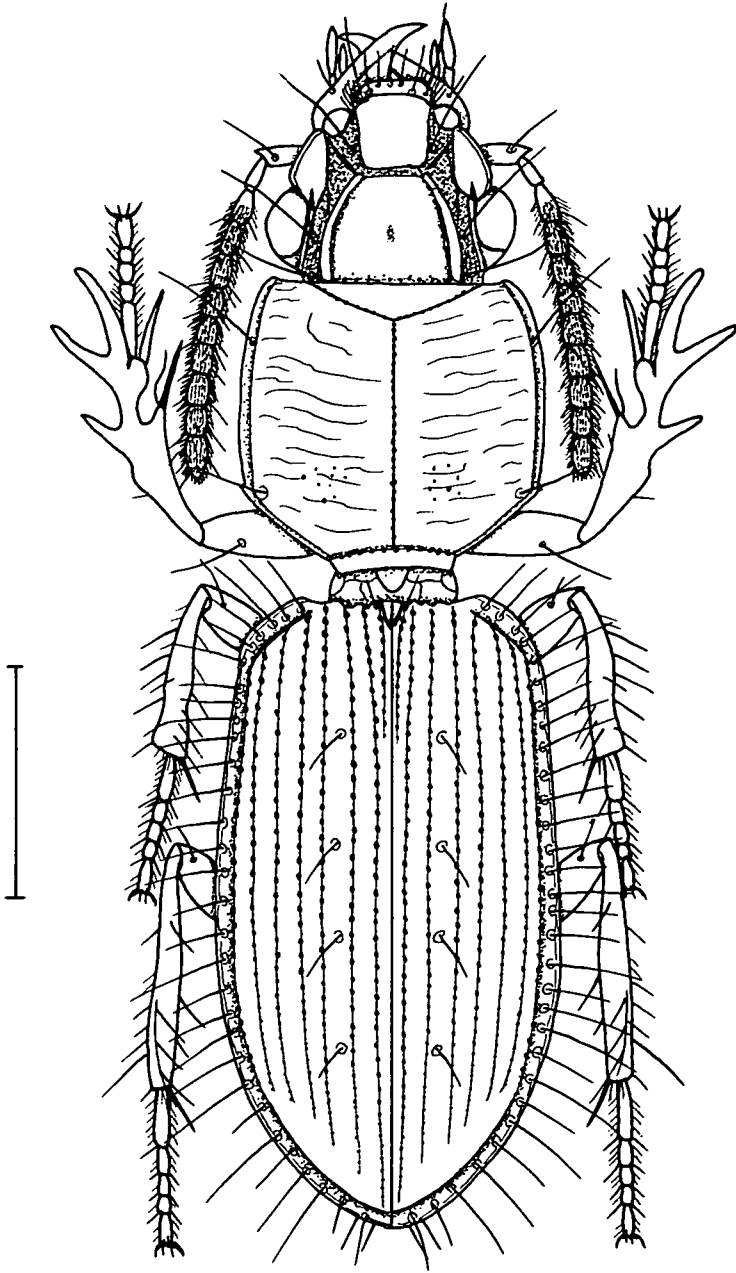


Fig.1: *Clivina opacidermis* sp.n., ♂ holotype. Scale: 1 mm.

stria elongate. All striae strongly impressed, reaching well down apical declivity. 1st-3rd striae free at base, 4th meeting 5th. 8th cariniform at shoulder, strongly carinate at apex. Striae crenulate throughout, intervals convex. 3rd interval with 4 setae about in middle of interval, last seta situated well in front of apical declivity. Surface of intervals with irregular coriaceous microsculpture, giving the elytra an opaque appearance. Winged.

Ventral surface: Proepisternum shagreened. Intercostal part of prosternum rather narrow. Mesepisternum convex, impunctate. Metepisternum moderately elongate, about twice as long as wide at base, punctate near lateral border. Metasternum slightly longer than metacoxa. Posterior abdominal sternites rather smooth. Apical setae

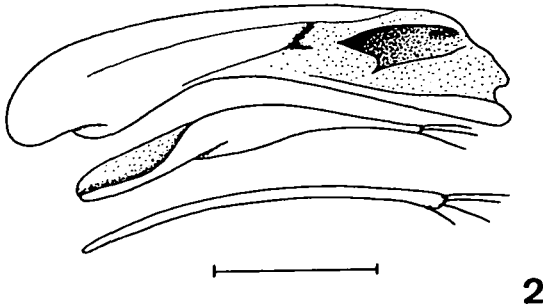


Fig.2: *Clivina opacidermis* sp.n., ♂ genitalia. Scale: 0.25 mm.




Fig.3: *Clivina opacidermis* sp.n., ♀ styli. Scale: 0.25 mm.

of last sternite close together.

Legs: Procoxa narrow, ventral surface straight. Pro-tibia narrow, with three elongate teeth and a small pro-tuberance above them. Paronychium of ♂ narrow, acute. Dorsal surface with extremely short sulcus at apex. Mesotibia without external spur. Tarsi moderately elongate.

♂ genitalia: Lower surface of aedeagus gently concave, upper surface almost straight. Apey blunt. Parameres narrow, see fig. 2.

♀ genitalia: Styli extremely elongate, gently curved, hairs rather near base, see fig. 3.

Variation: Apart from differences of size little variation noted.

Distribution

Known only from the type locality in Central Thailand.

Material examined

Only the holotype and one paratype.

Relationships

This species belongs without doubt to the *tranquebaria*-group sensu KULT (1951). It is distinguished from all other known species by the presence of a distinct micro-sculpture on pronotum and elytra. In KULT's (1951) key it would key out either near *Clivina balfourbrownei* KULT, 1951, which has microreticulate elytra, although the microsculpture is isodiametric, but has a smooth pronotum. Besides, this species is larger and narrower. The single other species with microreticulate prothorax coming in question is *Clivina tranquebaria* BONELLI, 1813, which is wider, has a much more convex prothorax with narrower lateral channel, and, above all, smooth elytra.

Literature

- ANDREWES, H.E.- 1929. Coleoptera Carabidae. Vol. I. Carabinae. In: The Fauna of British India. London, Tayl. & Fr.
KULT, K.- 1951. Revision of the genus *Clivina* Latr. from Oriental Region. (Col. Carabidae). - Acta Soc. ent. Cechosl., 48:16-32.

Author's address: Dr. Martin BAEHR, Zoologische Staatssammlung, Münchhausenstraße 21, D-8000 München 60.

ZOBODAT - www.zobodat.at

Zoologisch-Botanische Datenbank/Zoological-Botanical Database

Digitale Literatur/Digital Literature

Zeitschrift/Journal: [Entomofauna](#)

Jahr/Year: 1989

Band/Volume: [0010](#)

Autor(en)/Author(s): Baehr Martin

Artikel/Article: [A new Clivina of the tranquebaria group from Thailand \(Coleoptera, Carabidae, Scaritinae\). 17-22](#)