



Entomofauna

ZEITSCHRIFT FÜR ENTOMOLOGIE

Band 18, Heft 24: 401-404 ISSN 0250-4413 Anselden, 30. November 1997

A new species of *Hyssopus* GIRAULT, 1916 from Germany (Hymenoptera, Chalcidoidea: Eulophidae)

Z. A. YEFREMOVA & S. VIDAL

Abstract

Hyssopus tephridus sp. nov. is described from Germany. Diagnostic characters are illustrated.

Zusammenfassung

Hyssopus tephridus sp. nov. wird aus Deutschland beschrieben und seine charakteristischen Merkmale werden abgebildet.

Introduction

The genus *Hyssopus* GIRAULT, 1916 was described by the type species *Hyssopus thymus* from America. Since 1916 it has been regarded as a valid genus in America. In Europe all species were classified within the genus *Elachertus* SPINOLA, 1808. Recently, the two species *Elachertus nigrifulus* ZETTERSTEDT, 1838 and *Elachertus geniculatus* HARTIG, 1838 were transferred to the genus *Hyssopus* by SCHAUFF (1985) and BOUČEK (1988).

Following BOUČEK (1988) we regard the new species to belong to the genus *Hyssopus*, because it has a semiglobose pronotum, only four setae on the mid lobe of the mesoscutum and a fine sculpture. At present six Palaearctic species are known within this genus. This paper is confined to the description of another, new species.

***Hyssopus tephridus* YEFREMOVA sp. nov. (Figs. 1 - 3)**

Female. Length 0.9 mm (Holotype). Body black with metallic reflection; head black, mandibles brown, antennae brown (second and third flagellar segments yellow), thorax

black, abdomen brown, coxae and femora brown, trochanter, tibiae and tarsi yellow. Wing hyaline, venation pale yellow.

Head in frontal view about as long as high, postocellar line: oculoocellar line ratio 7:3. Distance between toruli about 3 times that from a torulus to an eye. Toruli situated on the line connecting middle margin of eyes level. Toruli nearer to each other than to eyes. Mouth slightly wide than malar space, eyes with very short pubescence, their ratio of length to width 2:1. Antennal formula 1 1 1 4 2 (Fig. 2). Antenna with scape 7 times as long as broad, pedicellus 2.5 times as long as broad, first funicular segment 1.5 times wider than 2nd and 4th segments, and 3.5 times wider than 3rd segment. Clava about 1.5 times as long as broad. Segments with elongate and blade-like sensilla in 2-3 rows. Thorax 1.3 times as long as wide; notauli deep throughout. Pronotum semiglobose with numerous setae, distinctly shorter than mesoscutum medially. Mesoscutum about 1.3 times as broad as long. Mid lobe of mesoscutum with 2 pairs of setae only. Scutellum about 1.1 times as broad as long, with two sublateral lines and with two pairs of setae. Propodeum about half length of scutellum with a fine median carina, callus with about 15 setae.

Forewing (Fig. 1) 2.0 times as long as broad. Ratio of length of veins submarginal: marginal: stigmal: postmarginal 2.3 : 2.5 : 1 : 1. Speculum closed below. Gaster ovate, 1.2 times as long as wide and shorter than length of thorax. Ovipositor sheaths not exerted.

Face and frons very finely reticulated. Pronotum smooth. Mesoscutum with obsolescent sculpture being engraved reticulated. Scutellum, axillae, mesoscutum and abdomen smooth.

Male. Length 0,8 mm (Paratype). Colour of body as in female. Head in frontal aspect 1.2 times longer than wide. Antenna (Fig. 3) with scape 5 times longer than wide; pedicellus 2.0 times longer than wide. Gaster narrower than in female.

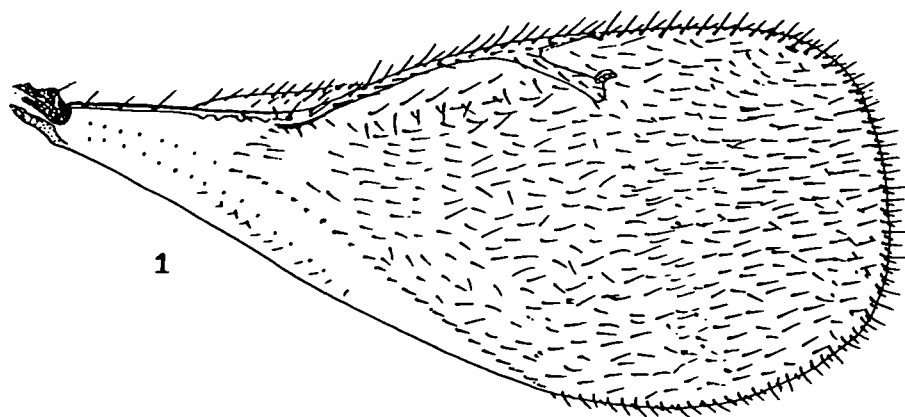
Biology: The specimens were reared as hyperparasitoids of *Pteromalus* sp. or *Eurytoma* sp. parasitizing *Tephritis crepidis* HENDEL, 1927 (Tephritidae) on *Crepis biennis* L. Most species of the genus *Hyssopus* are known as ectoparasitoids of small lepidopterous caterpillars (i.e. Tortricidae, Pyralidae, Coleophoridae, Gelechiidae) (BOUČEK & ASKEW 1968). However, within the genus *Elachertus* some species are known as hyperparasitoids via Diptera Tachinidae (BOUČEK & ASKEW 1968). The host association with Tephritidae (Diptera) for the new species is found for the first time.

Distribution: Germany.

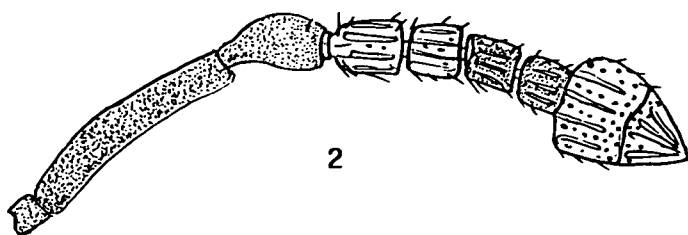
Holotype ♀: Germany, Bayreuth, Destuben, 23.08.1989; leg. H. STICKROTH; antenna broken. Forewing and antenna embedded in microscopic slides (Zoologische Staatssammlung München).

Paratype: 1 ♂, same date as holotype. Right antenna in microscopic slide (Zoologische Staatssammlung München).

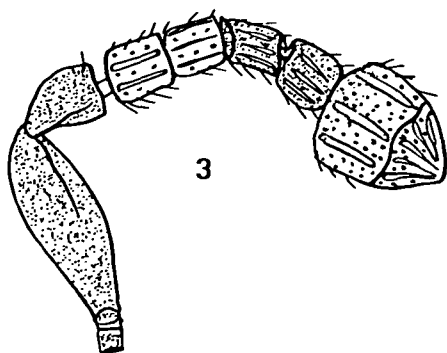
Comments: The new species is very near to *Hyssopus nigritulus* (ZETTERSTEDT, 1838). It differs from it in the ratio of the postmarginal to stigmal vein, which is about 1:1 in *Hyssopus tephridus* sp. nov., but 2.5 : 1 in *Hyssopus nigritulus*. The gaster is 1.2 times as long as broad (in *H. nigritulus* 1.5 times), and the body length is only 0.8 - 0.9 mm (in *H. nigritulus* 1.8 - 2.2 mm).



1



2



3

Fig. 1-3: *Hyssopus tephridus* sp. nov. - 1) female, right forewing; 2) female, antenna, dorsal view; 3) male, antenna, dorsal view.

References

- BOUČEK, Z. - 1988. Australasian Chalcidoidea (Hymenoptera) - C.A.B. International Wallingford, Oxon, UK, 832pp.
- BOUČEK, Z. & ASKEW, R.R. - 1968. Hym., Chalcidoidea, Palaearctic Eulophidae (excl. Tetrastichi-nae). In: DELUCCHI, V. & REMAUDIÈRE, G. (eds) Index of entomophagous insects. - Le François, Paris, 254 pp.
- GIRAULT, A.A. - 1916. Description of eleven new species of chalcid flies. - Canadian Entomologist 48: 100-116.
- SCHAUFF, M.E. - 1985. Taxonomic study of the Nearctic species of *Elachertus* SPINOLA (Hymenoptera: Eulophidae). - Proceedings of the Entomological Society of Washington 87: 843-858.

Authors' address:

Z. A. Yefremova
Dr. Stefan VIDAL
Inst. f. Pfl.Krankh. & Pfl.Sch.
Herrenhäuserstrasse 2
30419 Hannover

Druck, Eigentümer, Herausgeber, Verleger und für den Inhalt verantwortlich:
Maximilian SCHWARZ, Konsulent für Wissenschaft der O.O. Landesregierung,
Eibenweg 6, A-4052 Ansfelden
Redaktion: Erich DILLER, ZSM, Münchhausenstrasse 21, D-81247 München, Tel. (089) 8107-159
Fritz GUSENLEITNER, Lungitzerstrasse 51, A-4222 St. Georgen / Gusen
Wolfgang SCHACHT, Scherrerstrasse 8, D-82296 Schöngesing, Tel. (089) 8107-146
Erika SCHARNHOP, Himbeerschlag 2, D-80935 München, Tel. (089) 8107-102
Johannes SCHUBERTH, Bauschingerstrasse 7, D-80997 München, Tel. (089) 8107-160
Emma SCHWARZ, Eibenweg 6, A-4052 Ansfelden
Thomas WITT, Tengstrasse 33, D-80796 München
Postadresse: Entomofauna (ZSM), Münchhausenstrasse 21, D-81247 München;
Tel. (089) 8107-0, Fax (089) 8107-300

ZOBODAT - www.zobodat.at

Zoologisch-Botanische Datenbank/Zoological-Botanical Database

Digitale Literatur/Digital Literature

Zeitschrift/Journal: [Entomofauna](#)

Jahr/Year: 1997

Band/Volume: [0018](#)

Autor(en)/Author(s): Yefremova Zoya A., Vidal Stefan

Artikel/Article: [A new species of Hyssopus GIRAULT, 1916 from Germany \(Hymenoptera, Chalcidoidea: Eulophidae\). 401-404](#)