

On some new and little-known Orthoptera from Palaeartic Asia. III.¹⁾

By S. P. Tarbinsky.

(From the Laboratory of Morphology and Systematic of Insects, Institute of Applied Zoology and Phytopathology, Leningrad.)

(With 9 figures.)

Family *Gryllidae*.

Grylliscus gen. nov. (S. F. Nemobiinae).

Total body with short silky hair lying flat upon the body. Head, pronotum, legs with sparsely distributed, rather long and strong bristles. Head short, rounded. Ocelli well developed. Pronotum rounded, in male about as long as broad, in female transversal. Elytra horny, not transparent, distinctly shortened. Venae distinct on the lateral fields of elytra only, on the dorsal part they are completely absent in male and very slightly marked in female, which has three of them. Fore tibiae without tympanum. Wings not developed. Ovipositor shorter than abdomen.

Genotype: *Grylliscus gussakovskii* sp. nov.

Grylliscus gussakovskii sp. nov.

Small size, slender.

♂. Head slightly broader than pronotum, when seen in front has the shape of a rounded triangle. Front slightly convex between the antennae, its lower margin slightly bowshaped. Eyes slightly convex, oval: subocular distance four times shorter than the height of the eye. Ocelli well developed, the middle ocellus situated a little higher than the line connecting the upper margins of the antennal cavities, the remaining two placed above the antennae, near the margins of the eyes. On the line connecting the hind (upper) margins of the eyes four bristles are situated somewhat bowshapedly at an equal distance from each other, a pair of them declined to the left, the other one to the

¹⁾ See Ann. Mag. Nat. Hist., ser. 9, 1927, pp. 489—502; Bull. Inst. Zool. Appl. Phytopat., Leningrad, IV, 1928, pp. 51—61.

right. Before the two middle bristles of the above mentioned row, near them there are two bristles growing crosswise. The rest of the frontal bristles are distributed regularly in four longitudinal rows, finishing between the antennae. The two middle rows, each formed of four bristles, are nearer each other and separated from the other rows by a larger distance. Maxillary palpi rather thick, their last joint compressed, when seen in profile, dilated to the end, with apex obliquely truncate.

Pronotum about as long as broad slightly convex to the sides, with rather densely distributed long and short bristles, growing in all directions. Lateral lobes of the pronotum with straight lower margin and rounded angles. Elytra not reaching the apex of the second tergite of the abdomen, shiny but not transparent, with rounded apex. Their sides with four longitudinal veins; in their upper part venation is lacking. Fore and middle coxae, femora and tibiae with long but sparse bristles; hind femora distinctly developed with three bristles above and with several long and short bristles at the apex; hind tibiae with three mobile spines on both sides covered with hairs.

Coloration. Head, pronotum and legs yellowish: brown with black bristles. Antennae and the last joint of maxillary palpi black. Elytra shining, black, with white fasciae, which when seen from above, limit a middle, black round spot. Abdomen dark covered with reddish silky hairs.

♀. Similar to male but somewhat larger. Head and pronotum with not many bristles irregularly placed (apparently broken). Pronotum somewhat broader than long. Elytra shorter than pronotum, roundly triangular. Lateral part of elytra as broad as dorsal. Ovipositor shorter than hind femora, its lower margin slightly curved apically.

Coloration as in male but elytra with median white strip only.

	♂ (type)	♀ (paratype)
Length of body	5 mm	5.3 mm
" " pronot.	1.5 "	1.5 "
" " elytra	1.4 "	1 "
" " h. femora	3.5 "	4 "
" " oviposit.	— "	3 "

The male, type, of this interesting, beautiful cricket from the subfamily of Nemobiinae caught by Mr. Gussakovsky near

Altyn-Rul in the vicinity Gurben, Rhiva, 16. VII. 1927; the female (paratype) is labelled: Amu Darja, near Karmysh, Rhiva 13. bis 15. VII. 1927.

Gryllus minor sp. nov. (Fig. 1, 2).

♂. Head as broad as pronotum; vertex when the head is seen in profile perceptibly raised above the eyes; lower part of face almost straight in profile; lower frontal margin forms a bow-shaped line. Pronotum slightly transversal, equal with all the length throughout; lateral pronotal lobes distinctly longer than high with hind margin very oblique; its fore angle is right and hind angle very obtuse and broadly rounded; fore margin of pronotum with rather dense bristles directed forwards, the rest of the surface of pronotum with dispersed bristles, which are larger at shoulders.

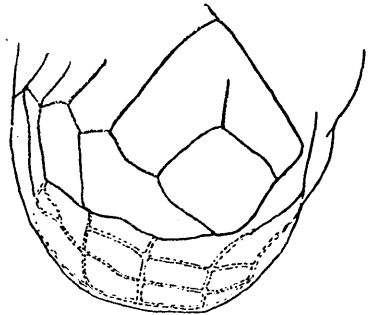


Fig. 1. Apical field of male elytron of *Gryllus minor* sp. nov.

Elytra widely rounded apically, reaching to anal plate and to the middle of hind femora. Harpa with two oblique veinlets; apical field of elytra narrow transverse. No wings.

Hind tibiae armed with six spines outwardly and five inwardly. General coloration yellowish-brown with blackish-brown spots and stripes. Frons between the antennae with a blackish-brown stripe in the form of a horse-shoe, connecting with brown under-antennal stripes. Between the eyes a broad blackish-brown fascia. Occiput with brown transverse fascia near pronotum, including several longitudinal pale indistinct stripes. Pronotum with narrow blackish-brown line on its margins, above

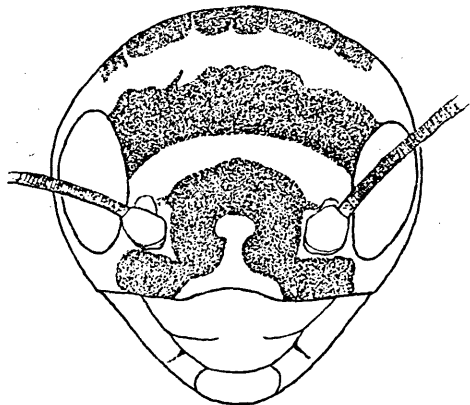


Fig. 2. Head of *Gryllus minor* sp. nov. ♂

with 5—7 irregular brown spots in the middle and with small spots around; lateral lobes with longitudinal sinuous brown fascia, above, reaching to hind margin of lobes and not reaching the fore one. Elytra with longitudinal brown stripe reaching only to apical triangular field. Fore and middle femora and tibiae with sparse light brown spots. Hind femora with light brown oblique lines.

♀. Elytra shortened, a little shorter than pronotum, not separated on the back, with the apex truncate. Ovipositor somewhat shorter than hind femora. Coloration as in male but a brown spot between the antennae is semicircular and under-antennal stripes absent. Abdomen with short slight brown longitudinal stripes on each tergites.

	♂ (type)	♂ (paratypes)	♀ (paratypes)
Length of body	11.5 mm	12 mm	13 mm
" " pronot.	2.5 "	2.4 "	2.8—3.2 "
" " elytra	5.4 "	6 "	3 "
" " h. femora	8 "	7.5 "	8—8.5 "
" " oviposit.	— "	— "	6.6 "

Described after the male, type, from Dzhefarkhan, N.-Mugan (Transcaucasus) collected by me in 3. VIII. 1927; paratypes of males and females from the same place (1 ♀, 28. VIII. 1927; 1 ♂ 1 ♀ 9. VII. 1926).

Besides I have one female from Golodnaja stepp, Turkestan 10. V. 1926, which is completely identical with paratypes of this species from Transcaucasus.

Gryllus chivensis sp. nov. (Fig. 3).

This species very closely resembles *Gr. minor* m., but strongly differs from it in a number of characters, as follows.

Lower part of face distinctly rounded in profile; lower frontal margin forms a strongly angulately inflexed line; Front under the middle ocellus with transverse brown spot separating from the other, upper, brownish part of the head by a yellow stripe very narrow in the middle.

Occiput with indistinct narrow longitudinal yellow stripes. Lateral lobes

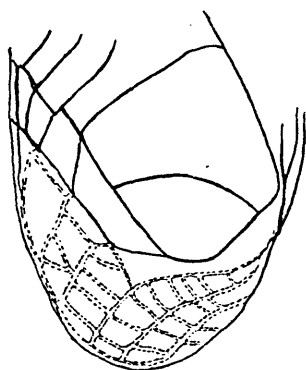


Fig. 3. Apical field of male elytron of *Gryllus chivensis* sp. nov.

of pronotum with a short brown stripe reaching neither the hind, nor the fore margins. Elytra of male and female unicolorous, in female one and a half times longer than pronotum with roundly prominent apex, in male with apex somewhat tapering, with apical field broad. Ovipositor longer than hind femora.

	♂ (type)	♀ (paratypes)
Length of body	12 mm	11—11.5 mm
" " pronot.	2.1 "	2.3—2.4 "
" " elytra	6 "	4—5 "
" " h. femora	7.3 "	7.2—8 "
" " oviposit.	— "	8—8.2 "

Type and paratypes (1 ♂, 4 ♀ and several larvae) from Ak-Mechet near Khiva, 22. V. 1927 collected by Mr. L. Zimin; 1 ♀ from the same place 20. V. 1927; 1 ♀ larva from Khiva, 25. III. 1927 taken by Mr. V. Gussakovsky.

Decticus nigrescens sp. nov.

♂. Head short and broad. Frons almost perpendicular to vertex which is broad, rounded. Pronotum flat above with the hind margin rounded; disc of pronotum in front half as broad as behind. Lateral and median keels distinctly developed; lateral keels before the transverse sulcus straight, practically parallel, diverging behind. Typical transverse sulcus in the middle of disc, strongly bent backwards. Lateral lobes almost as long as broad, with the lower margin rounded, form with the disc distinct angles. Elytra broad not reaching the apex of the hind femora. Hind femora on the lower internal margin with three spines in the middle. Last abdominal tergite transverse, above in the middle strongly impressed, behind semicircularly excised, with two sharp triangular lobes. Cerci very broad basally, strongly attenuate at the apex, with a small downward curved tooth in the basal portion. Subgenital plate with strongly impressed lateral lobes, with two thick lateral keels and with semicircularly excised hind margin. Styli long.

General coloration pitch black, with numerous light spots. Head, disc of the pronotum, inferior and hind margins of lateral lobe reddish-brown, near the eyes there is a castaneous spot; the middle of lateral lobes shining black. Transversal sulcus of pronotum black. Elytra with numerous hyaline and yellow stripes and spots. The bases of the principal veins yellow. Area intersubcostalis with yellow longitudinal stripes emitting irregular transverse

branches on both their sides. Other areas of the elytra with yellow pale transverse spots or fasciolae on transversal veinlets, they are pale and more transparent in the apical portion of elytra. Hind femora black basally, greyish apically and yellowish below. Spines of hind femora black. Hind tibiae dirty bluish, gray with pale margins, the base of hind tibiae paler with two black spots above. Spines of hind tibiae black as well as the bases of spines of the lower series.

♀. As the male, but the disc of the pronotum more narrowed in front. Subgenital plate deep, short, with a bowshaped emargination and with sharp apical lobes. Ovipositor a little upward curved. Coloration as in the male. Ovipositor unicolorous shining dark brown.

Length of body ♂ (type)	42(?) mm	♀	35 mm
" " elytra	31.3	"	34 "
" " pronot.	12	"	11.6,"
" " fem. post.	35	"	37 "
" " oviposit.	—		28.5 "

One male, type, and one female, paratype, from Nambovo, Primorskaja prov., collected by Mr. Pljäter-Plokhotsky, 26. VII. 1926.

Atlanticus ussuriensis Uvar.

1926. *Atlanticus ussuriensis* Uvarov, Amr. Mag. Nat. Hist. ser. 9, XVIII, p. 276, f. 4.

1927. *Paradrymachausa siberica* Caudell, Proc. U. St. Nat. Mus., 71, 7, p. 5.

The above named Caudell's species is synonymous undoubtedly with *Atlanticus ussuriensis* of Uvarov as Jeame to the conclusion by the study of its original description.

Family Acrididae.

Omocestus caucasicus sp. nov. (Fig. 4).

Allied to *O. minutus* Brullé.

♂. Most slender, sparsely pilose. Antennae about half again as long as pronotum and head together, its middle joints considerably longer than broad. Front strongly oblique. Frontal ridge straight in profile, with fastigium forms a rounded angle; its surface below the antennae markedly sulcate, flat above, punctured; the margins of frontal ridge well raised slightly inflexed

in the middle. Facial keels distinct, semicircularly curved. Keels of the cheeks well developed below. Fastigium of the vertex triangular with well defined margins; temporal foveolae deeply impressed, twice and a half as long as broad: its upper and lower margins straight, parallel, their hind angles are 90° .

Pronotum with obtusely prominent hind margin, the immediate angle of which is rounded. Typical transversal sulcus placed partly before the middle of the disc. Lateral keels well raised, in prozona very slightly roundly inflexed, in metazona divergent backwards. Elytra narrow, extending beyond the hind knees, with feebly roundly convex fore margin. Costal field extending beyond the middle of fore margin, without dilatation at the base; it is as broad as the intersubcostal field. Both the subcostal and radial veins straight. Discoidal field half again as broad as cubital. Hind femora slender. Pulvilli between claws triangular as long as half a claw's length.

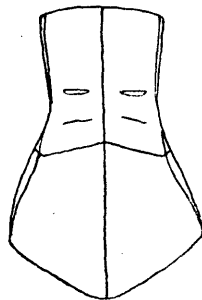


Fig. 4. Disc of male (type) of *Omocestus caucasicus* sp. nov.

General coloration lightly brown with small dark marks. Head and pronotum sandy yellow above. Lateral keels of pronotum marginated with blackish-brown. Elytra slightly infumated, with whitish spot beyond the middle. Wings slightly infumated apically. Outer keels of hind femora with black spots; knees darker than femora; hind tibiae dirty-yellow.

♀. Antennae as long as head and pronotum together. Temporal foverlae only twice as long as broad. Subcostal field of elytra very narrow, narrower than the radial one. In other features similar to male.

	♂ (type)	♀ (paratype)
Length of body	13 mm	17 mm
" " pronot.	3 "	4 "
" " elytra	13.2 "	16 "
" " N. femora	9 "	11.5 "

Type of male and paratype of female collected by me in Kussary, distr. Kuba (Caucasus), 5. VII. 1927. Other males and females' paratypes collected by me from the same place, 29. VI. and 5. VII. 1927, and from Vill. Nizovaja, placed not far from the Caspian sea in distr. Kuba, 7. VII. 1927.

Just described species by its habitus is very like to species of genus *Chorthippus*, much reminding on the one had to *Ch. (St.) mollis* Ch., on the other to *Ch. brauneri* Znoiko. The width of the costal field of elytra, almost equal to its whole length; obliged me to refer this species to Genus *Omocestus* Bol. Among the species of Genus *Omocestus* *O. caucasicus* takes its place near *O. minutus* Brullé (= *O. chersonensis* Pust.), to which it is more allied than to other subgeneric species. The venation of elytra of *O. caucasicus* and *minutus* is almost equal. There is a difference only in the shape of the second subcostal vein; the males of *O. minutus* have subcostal vein somewhat curved in its apical half and the costal field is therefore distinctly narrower at the apex than the intersubcostal one, the males of *O. caucasicus* have yet the second subcostal vein straight throughout, the costal field has the width almost equal all the length to the intersubcostal one or a little narrower. The important differences of our species are the shape of fastigium, temporal foveolae and the disposition of the lateral keels of pronotum.

Omocestus tesquorum spec. nov. (Fig. 5).

Veri similar to *O. petraeus* Bris.

♂. Head somewhat inflated. Antennae somewhat longer than the head and pronotum taken together. Face well sloping; frontal ridge in profile rounded, forms with fastigium a round angle; its surface slightly impressed below the ocellum, flat above; its marginal keels smoothed, distinct only near the ocellum. Fastigial keels forms a square, interrupted behind, its angles rounded. Temporal foveolae distinct, about twice as long as broad, narrowed anteriorly. Pronotum short about as long as head; hind margin roundly prominent; transverse sulcus placed somewhat before the middle the disc; lateral keels distinct in prozona slightly obtusely inflexed, in metazona slightly bent ont. Elytra comparatively broad, narrowed apically, a little not reaching the hind knees; its fore margin regularly bowshapedly curved, hind

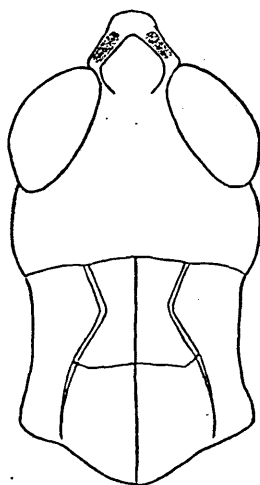


Fig. 5. Head and pronotum of male (type) of *Omocestus tesquorum* sp. nov.

margin almost straight. Subcostal and radial veins straight, only slightly curved apically. Intersubcostal area in the middle somewhat narrower than discoidal; radial area in basal half very narrow, as broad as subcostal, in apical half twice broader than the subcostal. Cubital area twice narrower than discoidal. Wings somewhat shorter than elytra.

Coloration lightly-brown (?) with indistinct dark marqes. Hind tibiae greyish-yellow.

♀ as male but antennae a little shorter than head and pronotum together. The surface of frontal ridge slightly impressed near the ocellum, distinctly punctured, Fastigium of the vertex transverse, rounded. Elytra narrower than in male; intersubcostal field broad, almost as broad as discoidal. Typical transverse sulcus in the middle of disc. Coloration as in *O. petraeus* Br.

	♂ (type)	♀ (paratype)
Length of body	12 mm	14 mm
" " pronotum	2.3 "	4.6 "
" " elytra	8 "	8.4 "
" " h. fem.	7.6 "	8.4 "

Type, male and several paratypus from Elenendorf, Gandja distr., Transcaucasus, taken by me 13. VIII. 1928.

Chorthippus (Stauroderus) aethalinus (Zub.).

1898. *Stenobothrus aethalinus* Zubovsky, Horae Soc. Ent. Ross., XXXII, p. 600.

1927. *Megaulacobothrus kongausensis* Caudell, Proc. Unit. St. Nat. Mus., 71, 7, p. 3.

The description and figure of male elytron given by Mr. A. Caudell for his species leave no doubt that he had before him a beautiful species of Zubovsky, *Stauroderus aethalinus*, which I am having from Russian Far East in rather large series. The genus *Megaulacobothrus* established by Mr. Caudell in 1921 (Proc. Ent. Soc. Washington, XXIII, 2, p. 27). I have not also the possibility to separate from genus *Stauroderus* Bol. (at present it is a subgenus of *Chorthippus* Fieb.) as *M. fuscipennis*¹⁾, type of Caudell's genus has all features are peculiar to representatives of *Stauroderus*.

¹⁾ I express here my thanks to Mr. Caudell, who kindly sent me for study a pair of paratypes of his species.

Gomphocerus reuteri Mir.

1907. *Gomphocerus reuteri* Miram, Oefvers. Fin. Vet. Soc. Förh., XLIX, b, p. 6.

1911. *Gomphocerus simillimus* Ikomnikov, Rev. Russe d'Ent., XI, I, p. 98.

Thanks to my friend Mr. E. Smirnov I received for study from Zoological Museum of Moscow University the original types (male and female) of *Gomphocerus simillimus* Ikonn. The most careful comparison of type male of this species with type one of *Gomphocerus reuteri* Mir., which are in Zoological Museum of the Russian Academy of Sciences, clearly shows that *Gomphocerus simillimus* it is necessary to regard as a pure synonym of *G. reuteri* Mir. This species is very near to *G. variegatus* F. W.; their males have difference in the shape of fore tibiae only, which in *G. reuteri* somewhat inflated but females have differences more considerable, they are in the shape of pronotum and disposition of its lateral keels. Pronotum of female of *G. reuteri* shorter than in *G. variegatus* with hind margin very slightly roundly prominent and lateral keels much diverging behind.

Euchorthippus transcaucasicus sp. nov.

♂. Larger than *Eu. pulvinatus* F. W. Antennae almost half again as long as the head and pronotum together. Front less reclinate than *Eu. pulvinatus*. Frontal ridge impressed to the base of the antennae, flat above, slightly punctured. Fastigium of the vertex triangularly prominent with indistinct median keel; its lateral keels distinct form though not a complete but distinct rhombe with narrowly rounded apical angle and with lateral angles almost right. Lateral fastigial keels reaching not so far between eyes. Temporal foveolae long, well impressed, sharply marginated.

Pronotum with parallel sides; its hind margin slightly roundly prominent. Lateral keels almost parallel, slightly raised. Typical transversal sulcus behind the middle of disc. Lateral lobes wrincky punctured behind the typical sulcus. Meso- and metasternum finely and densely punctured below; its pleurae more coarsely and sparsely punctured. Interspace between mesosternal lobes narrowed in the middle. Elytra reaching to hind

knees. Venation as in *Eu. pulvinatus*. Subgenital plate conical, raised up.

General coloration straw-yellow with indistinct, at times hardly marked, peculiar to the *Eu. pulvinatus* design of the head and pronotum.

♀. Antennae as long as the head and pronotum together. Fastigium of the vertex broader than long with rounded apical angle and with obtuse, slightly rounded lateral angles; its median keel more distinct than in male. Meso- and metasternum more sparsely punctured. Elytra somewhat not reaching hind knees. Lower valves of ovipositor with broad lateral projections.

	♂ (type)	♀ (paratype)
Length of body	21.5 mm	27.6 mm
" " pronot.	4 "	5 "
" " elytra	15.4 "	18 "
" " h. femora	12.3 "	15 "

Type from Djefarkhan, N. Mugan plain, 3. VIII. 1927. Paratypes from following localities: Djefarkhan, 7. VII.—3. VIII. 1927; near the lake Sary-Su, Milskaja plain, 24. VII. 1927; Evlakh, 3. VIII. 1928; Gandja 20. VI. 1927, 11.—24. VII. 1928; Elenendorf distr. Gandja, 18. VII. 1928; Vill. Nisovaja and Vasiljevka near the Caspian sea in distr. Kuba, 7. VII. 1927 (All specimens collected by me); Tubikend, Geokchaj distr. 16. VIII. 1925 (coll. Sidorovnina).

Dociostaurus tartarus (Stschelk.) (Fig. 6, 7.)

1909. *Stauronotus tartarus* Stschelkanovzev, *Izv. Imp. Warsch. Univ.*, p. 34.

1921. *Dociostaurus crucigerus tartarus* Uvarov, *Bull. Ent. Res.*, XI, p. 403.

B. P. Uvarov in 1921 regarded this species, originally described by Mr. Stschelkanovzev from Caucasus (Kislovodsk, Steppe of Geoktchaj), only as a subspecies of *Dociostaurus crucigerus* Ramb. It is incorrect. *Dociostaurus tartarus* has its differences from *D. crucigerus*¹⁾ much more considerable and it

¹⁾ I have had only an Eastern race of this species before me, *D. c. brevicollis* Ev. I do not know typical form, but according to Mr. B. Uvarov. (*l. c.*, p. 403, no 2 a), who studied its typical specimens, it is distinguished from *D. c. brevicollis* by only insignificant subspecific characters (more heavy habitus and thick head).

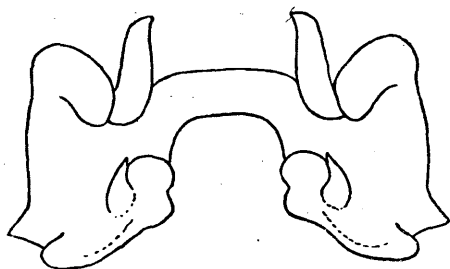


Fig. 6. Epiphallus of *Dociostaurus tartarus* Stschelk.

may be entirely considered as an independent species. The essential characters of specific value of *D. tartarus* are to be seen in the shape of fastigium, which in male of *D. tartarus* are longer than broad with lateral angles much rounded, behind almost parallel sided, in female rounded, as

long as broad, in the shape of males temporal foveolae, in the shape of epiphallus, as well as in the coloration of hind tibiae.

Tmethis muricatus australis subsp. nov.

Larger and more robust than typical form. Hind femora bluish-black inwardly, sometimes with small straw coloured or reddish praeapical spot and with reddish shade below. Hind tibiae in inner violet.

Length of body	♂ 28 mm	♀ 32—34 mm
" " pronot.	9 "	11—11.5 "
" " elytra	24.4—25 "	28.6—30 "
" " h. femora	24.5—15 "	17—18 "

Described after several specimens from distr. Kasalinsk, Syr-Darja prov., 4.—10. VI. 1928 (Rukavishnikov coll.).

Tmethis muricatus tauricus subsp. nov.

Differs from the typical form and from *Tmethis muricatus australis* m. by hind femora and tibiae being cinnabar = red inwardly.

Length of body	♂ 29.5 mm	♀ 33 mm
" " elytra	25.5 "	23 "
" " pronot.	9 "	11.8 "
" " h. femora	14 "	17 "

Described after a pair specimens from Saki (Krimia), 20. VI. 1922.

Tmethis muricatus was established by Pallas in his „Reisen durch verschiedene Provinzen des Russischen Reiches, I, 1771, p. 466“ is originate from countries beyond the river Ural (maxime trans Jaikum non infrequens). In the description of his travel

he says that he had specimens of this species from the boundary of Orenburg and Aktubinsk Gouv. and specimens from that places are, probably, topotypic. In the collection of the Laboratory of Morphology and Systematic of Insects, Leningrad, there are specimens of *T. muricatus* from Orenburg prov. as well as from Aktubinsk (Ak-Bulack). They differ from above mentioned specimens of this species from Kasalinsk distr. and from Krimea, having peculiar coloration of hind legs. Hind femora in typical specimens inwardly bluish-black in basal half only, in apical inner half they are carmine-reddish as well as below; hind tibiae reddish-violet inwardly. A reddish shade in coloration of hind legs quite or almost so disappear in specimens from Kasalinsk distr., while Crimean representers have hind femora in its inner apical half and tibiae inwardly cinnabar-red.

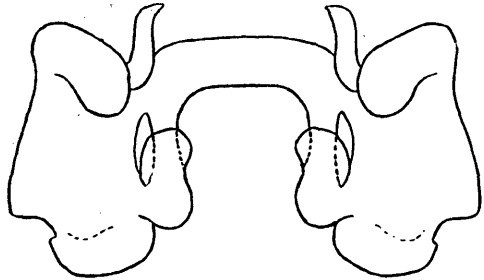


Fig. 7. Epiphallus of *D. crucigerus brevicollis* Ev.

Prumna ussuriensis sp. nov. (Fig. 8, 9).

Very like to *Prumna primnoa* F. W. Habitus and coloration as in that species but fore and middle femora of male more

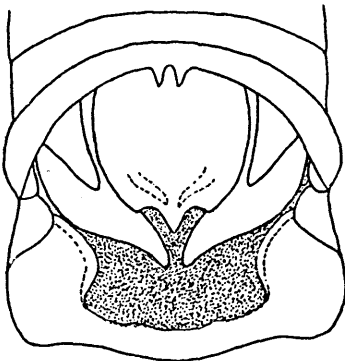


Fig. 8. Apex of male abdomen of *P. ussuriensis* sp. nov.




Fig. 9. Lamina subgenitalis of female of *P. ussuriensis* sp. nov.

thickened than in *P. Primoa*. Elytra very short, lanceolate, reaching only the middle of metasternum. Subgenital plate in male

190 S. P. Tarbinsky: On some n. and little-kn. Orthopt. fr. Pal. Asia. III.

not dilated apically with parallel lateral sides; its lower surface almost without impression. Subgenital plate of female truncate apically with feeble emargination in the middle.

	♂ (type)	♀ (paratypes)	♂ (paratypes)
Length of body	27 mm	30—32 mm	24—25 mm
” ” pronot.	5.7 ”	6.8—7 ”	6 ”
” ” elytra	2.1 ”	2,5—3 ”	2.4—2.6 ”
” ” h. femora	15 ”	17.6—18 ”	14—15 ”

All specimens, including the type, from Jakovlevka, Spassk distr., taken by Mr. N. Filippiev, 24. VI.—23. VIII. 1926.