

A revision of the African *Odontocheilopteryx* WALLENGREN, 1860

(Lepidoptera, Lasiocampidae)

by

ALEXANDER V. GURKOVICH & VADIM V. ZOLOTUHN

received 1.VI.2009

Abstract: The African genus *Odontocheilopteryx* WALLENGREN, 1860 is revised. It is considered to consist of 3 subgenera, 2 of which are erected here as new: *Lestina* subgen. nov. with type species *O. (Lestina) corvus* spec. nov., and *Cornelia* subgen. nov. with type species *O. malagassy* VIETTE, 1962.

The genus includes 23 species so far, 12 of them being described here as new: *O. gracifica* spec. nov., type locality(=TL): [Zaire] Congomeka: Maniema]; *O. spicola* spec. nov. (TL: Kenya, Western Prov., Kakamega Forest N. R., sec. forest, 1600 m); *O. scilla* spec. nov. (TL: [Tanzania] Tanganjika, Usambara-Berge, Sakatani, 1500 m); *O. haribda* spec. nov. (TL: Ghana, Ashanti-Region, Kumasi-Kwadaso, 300 m); *O. cuanza* spec. nov. (TL: Nordwest-Angola, Prov. Nordcuanza, Canzele, 30 km nördl. Quiculongo); *O. firlina* spec. nov. (TL: Mauretaniens, Boghe); *O. politzari* spec. nov. (TL: Somali m., Lake Baddana); *O. stokata* spec. nov. (TL: Kenya, South Ukambani); *O. conzolia* spec. nov. (TL: Congo, Odzala N. P., H: 400-500, 0°23'N, 14°50'E); *O. corvus* spec. nov. (TL: Kenya, Western Kakamega Forest N. P., Buyangu Hill (view point), [23] 1700 m, 22.XI 2002, at light, 0°20'885"N, 34°51'798"E); *O. pica* spec. nov. (TL: Equatorial Guinea, 2440 m, Isla de Bioco, NE Pico Basile, N 3°36'14", E 8°46'63", Bergnebelwald); *O. foedifragus* spec. nov. (TL: Kenya, Aberdares, Galasapo).

The following new synonymy is established here:

Odontocheilopteryx myxa WALLENGREN, 1860, = *Odontocheilopteryx ungemachi* TAMS, 1931 **syn. nov.**

Odontocheilopteryx phoneus HERING, 1928, = *Odontocheilopteryx triodonta* TAMS, 1936 **syn. nov.**

The taxon *O. myxa obscura* AURIVILLIUS, 1927 is raised to full species status: *O. obscura* AURIVILLIUS, 1927 **stat. nov.**

Lectotypes are designated here for *O. myxa* WALLENGREN, 1860 (a ♂ from the collection of RMS), *O. myxa obscura* AURIVILLIUS, 1927 (a ♂ from the collection of RMS), and *O. maculata* AURIVILLIUS, 1905 (a ♂ from the collection of MHUB).

Distribution maps and illustrations of typical specimens are shown for each species.

Zusammenfassung: Die afrikanische Lasiocampidengattung *Odontocheilopteryx* WALLENGREN, 1860 wird revidiert. Die Gattung umfaßt jetzt drei Untergattungen, zwei von diesen werden hier neu beschrieben: *Lestina* subgen. nov. mit Typusart *O. (Lestina) corvus* spec. nov. und *Cornelia* subgen. nov. mit Typusart *O. malagassy* VIETTE, 1962.

23 Arten der Gattung sind bekannt, von denen hier 12 neu beschrieben werden: *O. gracifica* spec. nov., Typusort(=TL): [Zaire] Congomeka: Maniema]; *O. spicola* spec. nov. (TL: Kenya, Western Prov., Kakamega Forest N. R., sec. forest, 1600 m); *O. scilla* spec. nov. (TL: [Tanzania] Tanganjika, Usambara-Berge, Sakatani, 1500 m); *O. haribda* spec. nov. (TL: Ghana, Ashanti-Region, Kumasi-Kwadaso, 300 m); *O. cuanza* spec. nov. (TL: Nordwest-Angola, Prov. Nordcuanza, Canzele, 30 km nördl. Quiculongo); *O. firlina* spec. nov. (TL: Mauretaniens, Boghe); *O. politzari* spec. nov. (TL: Somali m., Lake Baddana); *O. stokata* spec. nov. (TL: Kenya, South Ukambani); *O. conzolia* spec. nov. (TL: Congo, Odzala N. P., H: 400-500, 0°23'N, 14°50'E); *O. corvus* spec. nov. (TL: Kenya, Western Kakamega Forest N. P., Buyangu Hill (view point), [23] 1700 m, 22.XI 2002, at light, 0°20'885"N, 34°51'798"E); *O. pica* spec. nov. (TL: Equatorial Guinea, 2440 m, Isla de Bioco, NE Pico Basile, N 3°36'14", E 8°46'63", Bergnebelwald); *O. foedifragus* spec. nov. (TL: Kenya, Aberdares, Galasapo).

Folgende neue Synonymie wird hier festgelegt:

Odontocheilopteryx myxa WALLENGREN, 1860, = *Odontocheilopteryx ungemachi* TAMS, 1931 **syn. nov.**

Odontocheilopteryx phoneus HERING, 1928, = *Odontocheilopteryx triodonta* TAMS, 1936 **syn. nov.**

Das Taxon *O. myxa obscura* AURIVILLIUS, 1927 wird als eigenständige Art betrachtet; eine neue Kombination *O. obscura* AURIVILLIUS, 1927 **stat. nov.** wird hergestellt.

Lectotypen werden designiert für *O. myxa* WALLENGREN, 1860 (ein ♂ aus RMS), *O. myxa obscura* AURIVILLIUS, 1927 (ein ♂ aus RMS) und *O. maculata* AURIVILLIUS, 1905 (ein ♂ aus MHUB).

Verbreitungskarten und Abbildungen der primäre Typen werden für jeder Art angegeben.

The main aim of this article is to provide a revision of the genus *Odontocheilopteryx* WALLENGREN, 1860 in order to define the status of the included taxa and to determine their relationships. All accessible primary types have been investigated and all original descriptions analysed.

Up until now, the genus include the following 13 names: *dollmani* TAMS, 1931, *eoithina* TAMS, 1931, *lajonquierei* ROUGEOT, 1977, *maculata* AURIVILLIUS, 1905, *myxa* WALLENGREN, 1860, *obscura* AURIVILLIUS, 1927, *pattersoni* TAMS, 1926, *phoneus* HERING, 1928, *similis* TAMS, 1929, *triodonta* TAMS, 1936, *ungemachi* TAMS, 1931, two of them refer to Malagasy fauna: *malagassy* VIETTE, 1962, *meridionalis* VIETTE, 1962.

The type material for *Odontocheilopteryx* WALLENGREN, 1860 is kept in The Natural History Museum (London), Museum National d'Histoire Naturelle (Paris), Riksmuseum Stockholm, Carnegie Museum of Natural History (Pittsburgh, U.S.A.) and Zoologisches Museum der Humboldt Universität zu Berlin but the most representative collection is that housed in the Museum Royal of African Congo (Tervuren), in spite of there being no type specimens present. All museums are delineated and the following abbreviations are used for them in the text:

BMNH: The Natural History Museum, London;

CMNH: Carnegie Museum of Natural History (Pittsburgh, PA, U.S.A.);

ISNB: Koninklijk Belgisch Instituut voor Natuurwetenschappen (Bruxelles, Belgique) [Institut royal des Sciences naturelles de Belgique];

MCL: Musée des Confluences of Lyon;

MHNG: Museum d'histoire naturelle, Geneve, Switzerland;

MNHN: Museum National d'Histoire Naturelle, Paris;

MHUB: Zoologisches Museum der HUMBOLDT Universität zu Berlin;

MRAC: Museum Royal of African Congo, Tervuren, Belgium;

MWM: Entomologisches Museum WITT, München;

RMS: Naturhistoriska Riksmuseet Stockholm;

SMNS: Staatliches Museum für Naturkunde Stuttgart;

USNM: United States Natural Museum (The Smithsonian), Washington;

ZSSM: Zoologische Staatssammlung, München.

Black stars indicate the type localities on the distribution maps. The photographed adult type specimens have not been altered, but in some of the genitalia illustrations dissecting damage has been digitally reconstructed, taking special care with regard to maintaining their original shape and proportions, using CorelDRAW Graphics Suite. All plates for this article were produced by A. GURKOVICH.

Odontocheilopteryx WALLENGREN, 1860

Wien. Ent. Monatschr. 4: 165.

Type-species: *Odontocheilopteryx myxa* WALLENGREN, 1860, Wien. Ent. Monatschr. 4: 165, by monotypy.

3 groups of species can be separated in the genus: *maculata* AURIVILLIUS-group including *O. maculata* AURIVILLIUS, 1905, *O. myxa* WALLENGREN, 1860, *O. myxa obscura* AURIVILLIUS, 1927, *O. ungemachi* TAMS, 1931, *O. triodonta* TAMS, 1936, and *O. dollmani* TAMS, 1930; *pattersoni* TAMS-group with *O. similis* TAMS, 1929, *O. pattersoni* TAMS, 1926, *O. lajonquierei* ROUGEOT, 1977, and *O. eothina* TAMS, 1931, and two Malagasy species: *O. malagassy* VIETTE, 1962, and *O. meridionalis* VIETTE, 1962.

The genus is diagnosed by the following characters: Medium sized moths (wingspan 21-38 mm in ♂♂ and 29-46 mm in ♀♀). ♂ antenna bipectinated with long basal rami with very characteristic goblet-shaped appearance, rami much shorter until up to the middle part of antenna; in ♀, rami very short and antennae generally shorter. Sexual dimorphism more or less distinctive, ♀♀ more robust, larger, with lighter wing ground colour and more elongated wings. Wing pattern consists of series of transverse narrow irregularly toothed fasciae, sometimes hardly visible on ground colour. Generally the pattern consists of postmedial fascia, distinctly curved in subcostal and radial zones, and antemedial fascia with corresponding basal curvature. If present, the dark discal spot is more prominent in ♀♀. Anal angle of the forewing often with a tuft of dark hair-like scales giving a very characteristic appearance. Hindwings generally pale, sometimes with indistinct darker transverse fasciae, rarely dark coloured. Cilia usually chequered.

Genitalia highly diagnostic. In ♂ uncus and gnathos reduced, valvae shortened, distal process of vinculum distinct. Valvae can be bilobed, with tubular and/or pyramid-like lobes; the lower lobe tubular, flattened basally, sometimes membranous; the upper lobes different in all 3 subgenera accepted here; they can be joined in a common flattened complex with tergal processes connected with long socii (figs 1-4, see p. 94); distal process of vinculum odd, very long, mostly spoon- or gutter-shaped, with specific caudal projections; saccus well developed and also long.

Aedeagus with a typical shape in each subgenus, diagnostic; cornuti are typical for most species; their number, shape and size are also important diagnostic features.

In ♀ genitalia, ostium closed by convex vaginal plate, the latter of which can bend off during copula. Shape of vaginal plate may vary from semiovoid to irregular trapezoidal, with irregular needle-shaped caudal teeth. Antrum visible, ductus bursae long, sometimes heavily sclerotised ventrally, often spiraled. Corpus bursae bag-shaped, membranous, with paired, sabre-shaped signa.

Only *O. obscura* AURIVILLIUS caterpillars are described (TAYLOR, 1953: 162). The larva is a leaf-feeder, and the ground colour is a greasy olive, the dorso-medial dorsal area being somewhat darker. This area is bordered by faint dirty-white and disconnected streaks and blotches, as well as by a pair of prominent tubercles, one per segment. On the penultimate segment, these tubercles are black, large, and fused together. The thorax is dull black dorsally, while the intersegmental membranes are red, with a black central line and another black line apically on segments 2 and 3. There is the usual lateral flange of long hairs, brown in colour, and a much longer black tuft on the thoracic segment. The ventral surface is black and yellow; the antennae are yellow, and the thoracic leg yellowish-brown. The length of the full-grown larva is 34 mm. The cocoon is very thin, and spun between leaves; the pupa is broad and squat, about 17 mm in length; its abdomen is covered with light-coloured hairs giving it a streaked appearance. The pupal period lasts about 32 days.

Hostplants are given only for *O. myxa* WALLENGREN, *O. obscura* AURIVILLIUS and *O. maculata* AURIVILLIUS (PINHEY, 1976; KROON, 1999; TAYLOR, 1953; PICKER et al., 2002), but it is likely that in some cases the species were misidentified. The following plants were recorded: *Acacia* spp. (listed are *Acacia caffra*, *A. karroo*, and *A. mearnsii*), *Eriosema* spp., *Brachystegia spiciformis* (all Fabaceae) and *Bridelia macrantha* (Euphorbiaceae); also *Mimosa* was recorded on a specimen label, but this was probably a misidentification of an *Acacia* sp.; PINHEY (1976: 121) gave also coffee tree with a question mark. We do not give a list of host plants in the specific accounts below because their correct identification is doubtful in many cases.

The genus has the following autapomorphies:

- Presence of modified hair-like scales on anal angle of the fore wing giving the moths a very characteristic appearance;
- in ♂ genitalia both valves have the tendency to be joined with transtillae into a common complex;
- distal processes of vinculum are odd, concave ventrally, with medio-caudal spurs;
- vesica with paired cornuti; sometimes one of these cornuti is distinctly shortened or almost missing;
- in ♀ genitalia, the vaginal plate is modified into a covering convex sclerite with a toothed caudal edge;

signa paired, sabre-shaped.

After revision, the genus contains 23 species with a pan-African distribution, including Madagascar. It is found everywhere south of the Sahara; 1 species is also known from southern Arabia (Yemen).

Range of the genus is limited to Central and Southern Africa (Mauretania, Guinea, Sierra Leone, Liberia, Ivory Coast, Burkina Faso, Ghana, Togo, Nigeria, Cameroon, Central African Republic, Ethiopia, Somalia, Uganda, Equatorial Guinea, Congo, Zaire, Kenya, Rwanda, Burundi, Tanzania, Angola, Malawi, Namibia, Zimbabwe, and the Republic of South Africa); one species is known also from Arabia (south: Yemen) and two species are native to Madagascar.

A list of species of *Odontocheilopteryx* WALLENGREN, 1860

Subgenus *Odontocheilopteryx* WALLENGREN, 1860

maculata AURIVILLIUS, 1905

obscura AURIVILLIUS, 1927

myxa WALLENGREN, 1860

= *ungemachi* TAMS, 1931 **syn. nov.**

dollmani TAMS, 1930

phoneus HERING, 1928

= *triodonta* TAMS, 1936 **syn. nov.**

***gracifica* spec. nov.**

***spicola* spec. nov.**

***haribda* spec. nov.**

***cuanza* spec. nov.**

***ferlina* spec. nov.**

***politzari* spec. nov.**

***stokata* spec. nov.**

Subgenus ***Lestina* subgen. nov.**

similis TAMS, 1929

pattersoni TAMS, 1926

lajonquierei ROUGEOT, 1977

eothina TAMS, 1931

***conzolia* spec. nov.**

***corvus* spec. nov.**

***pica* spec. nov.**

***foedifragus* spec. nov.**

Subgenus ***Cornelia* subgen. nov.**

malagassy VIETTE, 1962;

meridionalis VIETTE, 1962.

Annotated list of species

Subgenus *Odontocheilopteryx* WALLENGREN, 1860

Type species: *Odontocheilopteryx* WALLENGREN, 1860, Wien. Ent. Monatschr. 4: 165, by monotypy.

The subgenus is characterised by the following features: Wingspan 23-33 mm in ♂♂, 29-44 mm in ♀♀, with distinct sexual dimorphism. Ground colour a mixture of lighter and darker brown, grey, yellowish and black scales forming a characteristic transverse wing pattern. It is much lighter and shows less contrast in ♀♀. The prominent white discal spot is typical for the subgenus.

In ♂ genitalia, valvae distinctly bilobed, not connected to transtillae, with lobes of specific shape. Distal processes of vinculum bent inwards, with an equipped tip (its shape is highly diagnostic), sometimes with additional spurs. Aedeagus tubular, in some species with swollen base, in others with flattened flipper- to scoop-shaped apical spur. Vesica bag-shaped or very long, narrow, with 1 or 2 cornuti, which are rarely absent.

In ♀ genitalia, papillae anales covered with dense setae. Apophyses short and slender. Ostium covered with vaginal plate bearing caudal irregular teeth. Antrum normally membranous, ductus bursae sometimes with zones of sclerotization or completely sclerotized. Corpus bursae membranous, with paired sabre-shaped signa.

The following characters are diagnostic:

Scale cover on the wings dense;

discoidal cell of the forewing with distinct dark spot, of irregularly rectangular shape;

sexual dimorphism weak, ♀♀ mostly paler and their patterning shows less contrast;

in ♂ genitalia, aedeagus tubular, with well developed, long, flattened dorso-ventral apical spur;

vesica bag-shaped, with 1 or 2 pyramid-like cornuti;

in ♀ genitalia, antrum spherical, membranous, and ductus bursae short.

Hostplants for the subgenus are given in the generic account.

The subgenus consists of 13 species, 8 of them are described here as new and it is divided into 2 groups based upon the structure of the ♂ genitalia:

myxa-group: *Odontocheilopteryx myxa* WALLENGREN, 1860

Odontocheilopteryx maculata AURIVILLIUS, 1905

Odontocheilopteryx obscura AURIVILLIUS, 1927 **stat. nov.**

Odontocheilopteryx phoneus HERING, 1928

Odontocheilopteryx dollmani TAMS, 1930

Odontocheilopteryx gracifica **spec. nov.**

Odontocheilopteryx spicola **spec. nov.**

Odontocheilopteryx haribda **spec. nov.**

Odontocheilopteryx cuanza **spec. nov.**

Odontocheilopteryx ferlina **spec. nov.**

Odontocheilopteryx politzari **spec. nov.**

Odontocheilopteryx stokata **spec. nov.**

scilla-group: *Odontocheilopteryx scilla* **spec. nov.**

***myxa*-group**

In ♂ genitalia, aedeagus tubular, with flattened flipper- to scoop-shaped apical spur. Vesica bag-shaped with 2 cornuti, sometimes of different size.

***Odontocheilopteryx myxa* WALLENGREN, 1860 (pl. 1: 1-9)**

Wien. Ent. Monatschr. 4: 165. Type locality: [South Africa] Caffraria. Lectotype: ♂ (RMS), here designated [examined].

=*Odontocheilopteryx ungemachi* TAMS, 1931 **syn. nov.**, Ann. Mag. nat. Hist. (Ser. 10) 7 (37): 10, pl. 2, fig. 2. TL: Abyssinia, Pont du Gondder. Holotype ♂ (by original designation) (MNHN) [examined].

♂. Wingspan 25-33 mm, forewing length 12-14 mm. Wing ground colour dark, blackish grey, with brownish tint to the patterning. Medial fasciae indistinct, grey, often exhibiting fields of darker outer scales and lilac scales inside. External field between M2 and M3 brownish grey coloured, becoming more grey from M3 to tornal angle; darkened along outer margin. Discal field blackish, not contrasting, with bracket-like greyish discal spot. Cilia yellowish brown. Hindwing light grey, whitish or yellowish, always light, usually without wing pattern and with the same coloured cilia. Abdomen light yellow to grey, with dark brown apical hairs.

♀. Wingspan 29-39 mm, forewing length 13-17 mm. Lighter than ♂; wing pattern extended along the wing, less contrasting. External pattern less distinct but similar to the ♂.

♂ genitalia (figs 6-9). Valvae bilobed and basally fused. The upper lobe of valva stiletto-shaped, flattened and widened; the lower one small, looking like a hemisphere covered with fine setae. Distal process of vinculum bears bifurcate apical process. Socii short, hairy. Aedeagus with protruded apical spur. Vesica bag-shaped with a pair of identical needle-shaped cornuti.

♀ genitalia (figs 54, 55). Vaginal plate semiovoid, without additional projections and teeth. Antrum deep, flattened. Ductus membranaceous, short; corpus bursae ovoid with paired sabre-shaped signa.

Diagnosis. Well differing from related species by light prothorax, contrasting pattern in external field and light grey hindwings without patterning. In male genitalia, the short valval lobes, bifurcate apical process of distal process of vinculum and equally needle-shaped cornuti, are diagnostic.

Distribution. Widely distributed through Africa; the most widespread species known from South Africa, Zimbabwe, Tanzania, Burundi, Zaire, Kenya, Ethiopia, and Yemen. See HACKER et al., 1999 about distribution and ecology in Yemen.

Taxonomic notes:

1. The species *Odontocheilopteryx myxa* WALLENGREN, 1860 was described from a pair now kept in RMS. ♂ bearing the following labels: rectangular, white, with hand-written inscription «*Odontocheilopteryx / myxa*. Wallengr.»; rectangular, yellowish, with printed "RM prep/9474"; rectangular, white, with hand-written inscription in black ink «I. Vahlb»; rectangular, white, with printed «Caffra-/ria.»; rectangular, white, with printed «Type.»; rectangular, red, black-framed, with printed in black "LECTOTYPUS" and inscription in V. ZOLOTUHIN'S own hand «*Odontocheilopteryx / myxa* WLLNGR. ♂», and glued white band with printed text «V. ZOLOTUHIN det. 1995»; is designated by us as lectotype. The ♀ is considered therefore to be a paralectotype.
2. In spite of the type localities of *O. ungemachi* TAMS, 1931 and *O. myxa* WALLENGREN, 1860 being well removed, we are unable find any reliable differences between both taxa, neither in their appearance nor in their genitalia. Therefore the synonymy given is established here. It is quite possible that additional material will later help us to decide on the status of the local populations more precisely; probably some subspecies may be found within the species. One of them, the larger, is native to Yemen.

Comments. The species illustrated as ♂ of *O. myxa* WALLENGREN in PINHEY (pl. 24: 510) is another species, *O. dollmani* TAMS. The same species (*O. myxa* WALLENGREN) was figured as *Odontocheilopteryx* spec. in JOANNOU & KÜHNE (2008: N 1159) based on material taken in South Africa (J. JOANNOU, pers. comm.).

Material examined: Lectotype ♂ of *Odontocheilopteryx myxa* WALLENGREN, 1860, Caffraria [South Africa] (RMS, GU-9474); Paralectotype ♀ of *Odontocheilopteryx myxa* WALLENGREN, 1860, Caffraria [South Africa] (RMS); holotype ♂ of *Odontocheilopteryx ungemachi* TAMS, 1931, Abyssinia, Pont du Gondder (MNHN, GU-2007-01); 1 ♂, Zaire: Lubumbashi, 21.XI.1979, Th. BOUYER (MRAC, GU-2007-12); 1 ♀, [Tanzania] D.-Afrika, Tendaguru, Lindi, XII [19]09 - I [19]10, S. G. JANESCH (MHUB); 1 ♂, W. Ethiopia (Jlubabor), Gore, 2007 m, X 1959, 35°31'E, 89°8'N, SCHÄUFFELE leg. (SMNS, GU-2006-16); 1 ♂, [Kenya] Brit.-Ost-Afrika, Kibwezi, SCHEFFLER S. V. (MHUB, GU-2007-54); 1 ♂, Kenya, Laikipia Plateau, Mpala Research Centre, 0.293°N, 36.899°E, 23.-25.V.1998, 1650 m, S. E. MILLER & T. M. KUKLENSKI (CMNH, GU-125505); 1 ♂, Kenya, Laikipia Plateau, Mpala Research Centre, 0.293°N, 36.899°E, 14.-16.XI.1998, 1650 m, S. E. MILLER & T. M. KUKLENSKI (CMNH, GU-125503); 1 ♀, Kenya, Laikipia Plateau, Mpala Research Centre, 0.293°N, 36.899°E, 6.-7.IX.1998, 1650 m, S. E. MILLER & T. M. KUKLENSKI (CMNH); 1 ♀, Kenya, Laikipia Plateau, Mpala Research Centre, 0.293°N, 36.899°E, 13.-15.II.1999, 1650 m, S. E. MILLER & T. M. KUKLENSKI (CMNH, GU-125504); 1 ♀, Kenya, Laikipia Plateau, Mpala Research Centre, 0.293°N, 36.899°E, 14.-16.XI.1998, 1650 m, S. E. MILLER & T. M. KUKLENSKI (CMNH, GU-125502); 1 ♂, Burundi: Gitega, 13.V.1969, Dr. M. FONTAINE (MRAC); 1 ♂, 1 ♀, Tanzania, 1660 m, Manyara, Ngorongoro, nordwestl. Karatu, S 03°19'39", E 035°36'19", 21.III.-10.IV.2007, leg. et coll. STRÖHLE; 1 ♂, Rep. Südafrika/Natal, Küste: See St. Lucie, Charters Creek, 0 m, ca. 28°12'S, 32°25'E, 11.XI.1989, leg. OBERPRIELER & NÄSSIG (Transvaal Museum, Pretoria); 4 ♂♂, S. Africa, Gauteng Province, Hekpoort, Gloster Farm, 25°56'S, 27°38'E, 1500 m, 8.X.1996, leg. et coll. J. JOANNOU; 1 ♂, [Zimbabwe] Salisbury, 29.V.[19]10, J. O'NEIL (CMNH, GU-125494); 1 ♂, Yemen, prov. Ibb, 13°53'N, 43°58'E, Wadi Merhab, village Jalajil, 1600 m, 13.III.2000, leg. F. AULOMBARD, M. FIBIGER, H. HACKER & H. P. SCHREIER (coll. HACKER, GU-2007-03); 1 ♂, Yemen, prov. Sana'a, 13°43'N, 44°10'E, road Ta'izz-Ibb, 5 km S Nagdal Ahmar, 2280 m, 7.III.2000, leg. F. AULOMBARD, M. FIBIGER, H. HACKER & H. P. SCHREIER (coll. HACKER, GU-2007-04); 1 ♂, Yemen, Prov. Sana'a, 15°05'N, 43°43'E 27.II.2000, Naqil Manakhah, 1730 m, leg. F. AULOMBARD, M. FIBIGER, H. HACKER & H. P. SCHREIER (coll. HACKER, GU-2007-05); 1 ♂, Yemen, Arab Republic, prov. Ta'izz, 13°25'26"N, 44°15'06"E, Wadi Warazan, 5 km NW Ar Rahidan, 1080 m, 27.IV.1998, leg. A. BISCHOF, J. BITTERMANN, M. FIBIGER, H. HACKER, H. PEKS, H. P. SCHREIER (coll. HACKER, GU-2007-06); 1 ♂, Yemen, Arab Republic, prov. Ibb, 14°02'78"N, 44°11'87"E, Wadi Malhama, 20 km NON Ibb, 1650 m, 6.V.1998, leg. A. BISCHOF, J. BITTERMANN, M. FIBIGER, H. HACKER, H. PEKS, H. P. SCHREIER (coll. HACKER, GU-2007-07).

***Odontocheilopteryx phoneus* HERING, 1928 (pl. 1: 34-40)**

Mitt. Zool. Mus. Berlin 14: 489. TL: Nkolentangan, Span. Guinea. Holotype ♀ (by monotypy) (MHUB) [examined].

=*Odontocheilopteryx triodonta* TAMS, 1936 **syn. nov.**, Novit. Zool. 40: 98, pl. 4, figs 3, 4, 6, 8, 10. TL: Angola, Quirimbo, 75 km E of P. Amboim, 300 m. Holotype ♂ (by original designation) (BMNH) [examined].

♂. Wingspan 28-32 mm, forewing length 13-15 mm. Wing ground colour dark, from grey to brown. Medial fascia indistinct, mostly recognisable because of contrasting neighbouring fields. Postmedial fascia outlined inside with light brown or grey field. Discal spot not prominent and visible as black to brown dot covered with seta-like scales and bearing a white line outside. External field pale grey, with blackish or brownish pattern between M2 and M3. Hindwing yellow with unicolorous yellowish cilia bearing a spot of blackish scales at the anal angle. Abdomen yellow with dark brown terminal hairs.

♀. Wingspan 35-39 mm, forewing length 17-19 mm. Ground colour of the wing similar to the ♂♂. Medial pattern more distinct, straighter. Discal spot prominent brown (absent in ♂). Postmedial fascia joined with antemedial fascia in anal zone forming a dorsal circle. Hindwing unicolorous light brownish, as well as abdomen. Cilia monochrome yellowish in hindwings, and brownish in the forewings.

♂ genitalia (figs 18-20). Valvae bilobed but basally fused. The upper lobe of valva resembles that of *O. dollmani* TAMS and *O. maculata* AURIVILL., stiletto-shaped, broadened at the base and with narrow apical part; the lower one very small, covered with fine setae. Socii serrated. Distal process of vinculum bears bifurcated apical process with protruding or angled lateral sides. Aedeagus with protruding apical spur. Vesica bag-shaped with a pair of identical, strong and large cone-shaped cornuti.

♀ genitalia (fig. 5, see p. 94; fig. 56). Vaginal plate not covering ostium, with irregular teeth caudally. Antrum funnel-shaped, with oblique entrance, dorsal part protrudes much more than the ventral section. Ductus membranous, short; corpus bursae ovoid with paired sabre-shaped signa.

Diagnosis. Differs from related species by darker brown ground colour; in ♂ genitalia serrated socii and strong cornuti are characteristic. In ♀ genitalia ostium very broad and deep; teeth of the vaginal plate distinct and prominent.

Distribution. Liberia, Ivory Coast, Ghana, Cameroon, Equatorial Guinea, R. C. A., Congo, Zaire, Burundi, and Angola.

Material examined: Holotype ♀ of *Odontocheilopteryx phoneus* HERING, 1928, Span. Guinea, Nkolentangan, G. TESSMANN S. G. (MHUB); holotype ♂ of *Odontocheilopteryx triodonta* TAMS, 1936, Angola, Fazenda Congulu, Amboim district, 7-800 m, 12.-16. IV.1934, Dr. K. JORDAN (BMNH, GU-1317); 1 ♂, [Zaire] Uele: Paulis, 4.IV.1956, Dr. M. FONTAINE (MRAC, GU-2007-24); 1 ♂, Uele: Paulis, 3.V.1956, Dr. M. FONTAINE (MRAC, GU-2007-21); 1 ♂, Uele: Paulis, 20.I.1957, Dr. M. FONTAINE (MRAC, GU-2007-23); 1 ♂, Uele: Paulis, 26.VIII.1959, Dr. M. FONTAINE (MRAC); 1 ♀, Uele: Paulis, 5.-XI.1959, Dr. M. FONTAINE (MRAC, GU-2008-133); 1 ♀, Uele: Paulis, 18.III.1957, Dr. M. FONTAINE (MRAC, GU-2007-08); 1 ♀, Uele: Paulis, 3.V.1959, Dr. M. FONTAINE (MRAC, GU-2007-11); 1 ♂, [Zaire] Lusambo, 6. X.1950, Dr. M. FONTAINE (MRAC); 1 ♂, [Zaire] Sancuru, Katoko Kombe, 10.I.1953, Dr. M. FONTAINE (MRAC); 1 ♂, [Zaire] Elisabetha, 1922, M^{me} Tinant (MRAC); 1 ♂, R.C.A., Préfecture de la Lobaye, Mbata, 1.-17.VIII.1969, J. PLANTE leg. (MHNG, GU-2008-13); 10 ♂♂, Congo, O'Dzala N. P., H: 400-500, 0°23'N, 14°50'E 29.I.-3.III.1997, leg. SINIAEV & MURZIN (MWM, GU-9550; 9552; 9555; 13.476; 13.479; 13.481; 13.482; 13.484; 13.485; 13.486); 1 ♂, Congo, O'Dzala NP, H: 400-500 m, 1°00'N.B., 15°00'E.L., 29.I.-3.III.1997, leg. SINIAEV & MURZIN (MWM, GU-13.483); 1 ♂, Ghana, Umg. Yamfo, 15.-20.X.1993, leg. et coll. KÜHNE; 1 ♂, Liberia: Harbell (Marshall Terr.), 21.I.1957, R. M. FOX (CMNH, GU-2008-51); 1 ♂, Burundi: Gitega, 26.IV.1969, Dr. M. FONTAINE (MRAC); 3 ♂♂, Côte d'Ivoire, Mont Tonkouï, 115m 9/14.III.1964, GRIVEAUD et PIART (MRAC).

Odontocheilopteryx dollmani TAMS, 1930 (pl. 1: 19-26)

Ann. Mag. nat. Hist. (series 10) 6 (32): 173, pl. 8, figs 6, 7. TL: [Zimbabwe] Solwezi. Holotype ♂ (BMNH) [examined].

♂. Wingspan 30-32 mm, forewing length 14-15 mm. Wing ground colour dark, blackish grey, with indistinct greyish medial pattern. Postmedial fascia sandy coloured, contrasted outside by dark grey and inside by light brown fields. External field between M2 and M3 lightly brownish grey, becoming beige from M3 to tornal angle; darkened along outer margin. Discal field dark brown, with cramp-like, sandy coloured discal spot. Cilia unicolorous yellowish grey in both wings. Hindwing light, beige, without wing pattern. Abdomen light yellow with sparse dark brown apical hairs.

♀. Wingspan 36-44 mm, forewing length 16-22 mm. Much lighter than male; wing pattern very weakly visible but dark brown discal spot contrastingly expressed on beige ground colour. External pattern resembles that of the ♂ but with darker apical spotted elements.

♂ genitalia (figs 22-24). Valvae bilobed but basally fused. The upper lobe of valva stiletto-shaped, widened basally but with narrow spine-like apex; the lower one very small, looking like a hemisphere covered with fine setae. Socii long, with stick-like apex and wide base. Distal process of vinculum bears caudally a pair of slender lateral teeth and smaller medial one. Aedeagus with protruding apical spur. Vesica bag-shaped with a pair of unequal spine-shaped cornuti.

♀ genitalia (fig. 57). Vaginal plate wide but low, not covering ostium, with fine caudal teeth. Antrum much shorter than in *O. phoneus* HERING, funnel-shaped, ostium not oblique. Ductus short. Corpus bursae bag-shaped, with signa.

Diagnosis. A southern species, differing well from the related species by light brown ground colour and less contrasting wing pattern. In ♂ genitalia, socii very long, cornuti of differing sizes, and the process associated with the cranial edge of distal process of vinculum is diagnostic.

Distribution. Zaire, Malawi, Tanzania, Zambia, Zimbabwe, and South Africa.

Material examined: Holotype ♂ of *Odontocheilopteryx dollmani* TAMS, 1930, [Zimbabwe] N.W. Rhodesia: Solwezi, 3.III.1917, H. C. DOLLMAN (BMNH, GU-1318); 1 ♂, [Zaire] Ht Katanga, Tshinkolobwe, 21.I.1931, J. ROMIEUX (MHNG, GU-2008-11); 1 ♂, [Zaire] Tshinkolobwe, 12.XI.1930, J. ROMIEUX (MHNG, GU-2008-09); 1 ♂, Zaire: Rte. Tenke-Kansenia, Riv. Gule, 1500 m, 19.IX.1989, TH. BOUYER (MRAC, GU-2007-15); 1 ♂, [Zaire] Kipushi, III 1932, CH. SEYDEL (ZSM, GU LAS-08-17); 1 ♂, [Zaire] Elisabethville, 16.IV.1935, CH. SEYDEL (MRAC); 1 ♂, Elisabethville, 2.XII.1932, CH. SEYDEL (MRAC, GU-2007-04); 1 ♀, Elisabethville, II 1938, CH. SEYDEL (MRAC, GU-2007-05); 1 ♀, Elisabethville, 25.XI.1948, CH. SEYDEL (MRAC, GU-2007-06); 1 ♂, [Malawi] Zomba, Nyassaland, 600 ft, Coll. H. BARLOW (CMNH, GU-125492); 1 ♀, Zomba, Nyassaland, 600 ft, Coll. H. BARLOW (CMNH, GU-125493); 1 ♀, [Tanzania] Tanganjika, Lushoto, XII 1959 (ZSM); 1 ♂, [Zambia] Abercorn, N. Rhodesia, XI 1963, D. VESEY-FITZGERALD (CMNH, GU-125497); 1 ♀, [Zimbabwe] N.W. Rhodesia: Solwezi, 19.IV.1914, H.C. DOLLMAN (BMNH); 1 ♀, [Zimbabwe] Salisbury, Rhodesia, 16.X.[19]20, J. A. O'NEIL (CMNH,

GU-125495); 1 ♀, [South Africa, Northern Cape] Welgelegen, I 1912, *Mimosa agricola* (MRAC, GU-2008-132).

***Odontocheilopteryx obscura* AURIVILLIUS, 1927 stat. nov. (pl. 1: 10-16)**

Odontocheilopteryx myxa obscura AURIVILLIUS, 1927, in Seitz, Gross-Schmett. Erde **14**: 226. TL: [Durban] Natal. Lectotype ♂ (RMS), here designated [examined].

♂. Wingspan 25-32 mm, forewing length 12-15 mm. Wing ground colour dark grey, with contrasting black pattern. Both medial fasciae fine, black, outlined with contrasting fields of light and dark scales. Postmedial fascia bounded inside by light grey field with weak lilac tint, and outside by dark brown field. White scales of outer margin of discal spot form an almost straight line. Forewing basally dark brown, but tornally greyish beige. External field between M2 and M3 dark brown, becoming greyish from M3 to tornal angle. Hindwing dark grey with transverse blackish pattern. Cilia chequered yellowish and brownish. Abdomen bright yellow with dark brown apical and basal hairs.

♀. Wingspan 34-43 mm, forewing length 16-19 mm. Much lighter than the male and less contrasting. Medial fasciae light greyish beige; external field without visible brown spots between M2 and M3. Hindwing light grey with transversal blackish pattern. Cilia also chequered, light yellow and light brown.

♂ genitalia (figs 10-13). Valvae very small, forming a fused complex with shortened lobes. Tegumen also very small, socii shortened, triangular with rounded apex. Distal process of vinculum bearing caudally an unusual flattened flipper-like projection, finely toothed on caudal edge. Aedeagus with protruding apical spur and narrow basal projections. Vesica bag-shaped, short, with a single needle-shaped cornutus.

♀ genitalia (fig. 58). Vaginal plate semiovoid, without additional projections and prominent teeth caudally. Antrum deep, wide, somewhat transversal. Ductus membranous, short; corpus bursae ovoid with paired sabre-shaped signa.

Diagnosis. The species is endemic to South Africa and differs well from all related species by its darker coloration, especially of the hindwings. The finely toothed caudal edge of distal process of vinculum is typical for the present species.

Distribution. Namibia, Zimbabwe, and South Africa.

Taxonomic notes:

- Odontocheilopteryx myxa obscura* AURIVILLIUS, 1927 was described after a pair now kept in RMS. ♂ bearing the following labels: rectangular, white, with printed «Durban. / G. F. Leigh.» and with a hand-written inscription “18.4.08”; rectangular, yellowish, with printed “RM prep / 9474”; rectangular, red, black-framed, with printed “LECTOTYPUS” and inscription in V. ZOLOTUHN’s own hand in black ink «*Odontocheilopteryx / myxa obscura* Aur. / ♂», and glued white band with printed «V. ZOLOTUHN det. 1995», is designated by us as a lectotype. The ♀ is therefore considered to be a paralectotype.
- Formerly the species was always wrongly considered to be a dark form, or just a synonym, of *myxa* WALLENGREN (cf. PINHEY: 121). However, the characters recorded above, both in appearance and in genitalia, distinguish the taxon distinctly from *O. myxa* WALLENGREN and allow us to consider it to be a separate species. Moreover, the species is not closely related to any other.

Material examined: Lectotype ♂ of *Odontocheilopteryx myxa obscura* AURIVILLIUS, 1927, Durban, 18.IV.[19]08, G. F. LEIGH (RMS, GU-9472); paralectotype ♀ of *Odontocheilopteryx myxa obscura* AURIVILLIUS, 1927, Durban (RMS); 1 ♂, [South Africa] Natal, Zululand, O. ULBRICH S.V. (MHUB, GU-2007-53); 1 ♂, Südafrika, Western Cape, Umg. Swellendam, Bontebok National Park, 300 m, 30.III.-13.IV.1997, leg. DE FREINA (MWM, GU-13.477); 1 ♂, [South Africa] Vélulam, Natal, SPILLER (MHUB); 1 ♂, South Afr., Cape prov., Ravens Wood, 125 m, Keiskama River, nr. Rt. N2 bridge, 5.III.1978, D. & M. DAVIS, B. AKERBERGS (CMNH, GU-125511); 2 ♂♂, South Afr., Cape prov., Groebal R., Schoemanspoort, N of Oudtshoorn, ca. 700 m, 17.III.1978, D. & M. DAVIS, B. AKERBERGS (CMNH, GU-125512); 4 ♂♂, S. Africa, Gauteng Province, Hekpoort, Gloster Farm, 25°56’S, 27°38’E, 1500 m, 8.X.1996, leg. et coll. J. JOANNOU; 1 ♂, S. Africa Rep., Northern Cape, 80 km SW of Springbok, Namaqua N.P., S 30°03’26”, E 17°27’98”, 11.-12.I.2008, leg. KOVTUNOVICH V. & USTJUZHANIN P. (MWM); 4 ♂♂, S. Africa Rep., Northern Cape, 40 km SW of Springbok, Namaqua N.P., History Prison, S 29°53’67”, E 17°39’62”, 13.I.2008, leg. KOVTUNOVICH V. & USTJUZHANIN P. (MWM); 1 ♂, S. Africa Rep., Kwazulu Natal, Cumberland N. R., 15 km NE of Pietermaritzburg, 20.-22.I.2008, leg. USTJUZHANIN P. (MWM); 1 ♂, S. Africa, Kwazulu-Natal, Louwsberg near Ithala N.R., Sanyati Nature Farm, 1090 m, 27°34’S, 31°17’E, 20.IV.2007, V. ZOLOTUHN & A. GURKOVICH (coll. V. ZOLOTUHN); 1 ♂, Namibia, Waterberg, 22.II.1993, Touristencamp, leg. MEY & EBERT (MHUB, GU-2008-13); 1 ♀, [Zimbabwe] S. Rhodesia, Bulawayo, IX-X 1953, E. PINHEY (CMNH, GU-125496).

***Odontocheilopteryx maculata* AURIVILLIUS, 1905 (pl. 1: 27-33)**

Arkiv f. Zool. **2**: 36, pl. 3, fig. 5. TL: Adamaua: Alhadji-Bara. Lectotypes ♂ (MHUB), here designated [examined].

♂. Wingspan 25-31 mm, forewing length 12-14 mm. Wing ground colour light brown to more greyish. Wing pattern somewhat indistinct, of mosaic or spotted type, both medial fasciae obvious, brown or dark grey. External field always light, much lighter than ground colour. Discal field always distinct, prominent, brownish grey to dark brown, limited outside with light scales. Antemedial fascia crossing dark discal field as a broken dark line. Forewings with chequered yellow and beige cilia; hindwings light beige with concolorous uniform cilia. Abdomen uniform, coloured as thorax.

♀. Wingspan 36-39 mm, forewing length 17-18 mm. In pattern and colouration similar to male, although the medial fasciae are more indistinct and extended. Hindwings and abdomen of light beige colour.

♂ genitalia (figs 14-17). Valvae bilobed, basally fused as in *O. dollmani* TAMS, 1930. The upper lobe broadened basally, with narrow spire-like apex; the lower one reduced to a small hemisphere. Socii short, flattened, of triangular shape. Distal process of vinculum flattened, distally fork-shaped, often with additional smaller lateral teeth and sometimes with small central medial tooth. Aedeagus with protruding apical spur. Vesica bag-shaped with a pair of short cone-shaped cornuti of equal size.

♀ genitalia (fig. 59). Vaginal plate not covering ostium, forming separate lobes, bearing fine teeth caudally. Dorsal wall of atrium semi-ovoid with medial incision. Antrum caudally desclerotized, ductus short. Bursa bag-shaped, with paired signa.

Diagnosis. Seems to prefer an arid habitat. The species is well characterised by the pale ground colour and mosaic patterning on the forewings.

Distribution. Burkina Faso, Togo, Nigeria, C. A. R., Sudan, Ethiopia, Zaire, Uganda, and Burundi.

Taxonomic notes:

1. The species produces 2 ecological forms: that inhabiting arid habitats is much lighter in colouration than that in the more humid zones of tropical forests. However, both forms are constant in wing pattern and in the structure of the ♂ genitalia.
2. The species *Odontocheilopteryx maculata* AURIVILLIUS, 1905 was described after a pair kept now in MHUB. ♂ bearing the following labels (2 brownish old rectangles with hand-written inscription in black ink: "Alhadji-Bara / (Adamaua). 12.6.03. / SCHULTZE" and "Odontocheilopteryx [sic] / maculata. AURV."; brown square with inscription in black ink "22"; white rectangle with printed «Coll. HU-Berlin / Lasiocampidae / A. GURKOVICH prep. / GU 2007-51») is designated by us as a lectotype. It is supplied with a corresponding label: rectangular, red, black-framed with printed «LECTOTYPE / *Odontocheilopteryx* ♂ / *maculata* / AURIVILLIUS, 1905 / des. A. GURKOVICH / & V. ZOLOTUHIN, 2008»). The ♀ is considered to be a paralectotype.

Material examined: Lectotype ♂ of *Odontocheilopteryx maculata* AURIVILLIUS, 1905, [Nigeria] Alhadji-Bara (Adamaua), 12.VI [19]03, SCHULTZE (MHUB, GU-2007-51); paralectotype ♀ of *Odontocheilopteryx maculata* AURIVILLIUS, 1905, [Nigeria] Alhadji-Bara (Adamaua), 12.VI.[19]03, SCHULTZE (MHUB); 1 ♂, Nordnigeria, Nambilla-Plateau, 15.-16.XII.1970, leg. POLITZAR (ZSM); 2 ♂♂, N-Nigeria, Kaduna, 6.VIII.1970, leg. POLITZAR (ZSM); 1 ♂, [C. A. R.] Uamgebiet, Bosum, 1.-10.V.[19]14, TESSMANN S. (MHUB, GU-2007-52); 2 ♂♂, S.W. Ethiopia, Jimma, 36°49'E, 7°39'N, 1779 m, 5.-29.I.1960, W. RICHTER leg. (SMNS, GU-2006-04, GU-2006-05); 1 ♂, [Zaire] Kibali-Ituri: Nioka, 24.XI.1953, J. HECQ (MRAC, GU-2007-13); 1 ♂, Kibali-Ituri: Nioka, 25.XI.1953, J. HECQ (MRAC, GU-2007-16); 1 ♂, [Zaire] Ituri: Nioka, 6.VIII.1953, J. HECQ (MRAC, GU-2007-14); 1 ♂, Ituri: Nioka, 27.VII.1953, J. HECQ (MRAC, GU-2007-09); 1 ♂, [Burundi] Urundi: Kitega m., VI 1962, Dr. M. FONTAINE (MRAC, GU-2007-10); 1 ♂, [Zaire] Kivu: Nyamunyune (Mulungu), 30.X.1956, J. HECQ (MRAC, GU-2007-17); 1 ♂, Uganda, Nsongezi, Kagera R., I 1963, G. COLE (CMNH, GU-125510); 1 ♂, Togo, VIII [19]69, Sokodé, 9, J. POULARD (MCL); 1 ♂, [Burkina Faso] Obervolta, Folanzo am Fluß Comoe, 1.III.1985, leg. POLITZAR (ZSM); 1 ♂, Obervolta, Folanzo am Fluß Comoe, 10.IV.1985, leg. POLITZAR (ZSM); 1 ♂, Obervolta, Bobo Dioulasso, 1.IV.1982, leg. POLITZAR (ZSM, GU-LAS-08-35); 1 ♂, Obervolta, Bobo Dioulasso, 16.III.1975, leg. POLITZAR (ZSM); 1 ♂, Obervolta, Bobo Dioulasso, 16.VII.1984, leg. POLITZAR (ZSM); 1 ♀, Obervolta, Folanzo am Fluß Comoe, 28.I.1986, leg. POLITZAR (ZSM); 1 ♀, Obervolta, Bobo Dioulasso, 27.IV.1982, leg. POLITZAR (ZSM).

***Odontocheilopteryx haribda* spec. nov.** (pl. 2: 2-5)

Material: Holotype ♂, Ghana, Ashanti-Region, Kumasi-Kwadaso, 300 m, VII 1970, leg. D. SCHRÖDER (ZSM, GU LAS-08-16); Paratypes: 1 ♂, Ghana, Umg. Yamfo, 15.-20.X.1993, leg. et coll. L. KÜHNE (GU-2007-18); 1 ♂, Guinee, Macenta, 15.VI.1953, R. PUJOL rec. (MNHN); 1 ♂, Guinée Fse, Sérédou, 18.II.1957, R. PUJOL rec. (MNHN; GU-2008-007); 1 ♂, [Ivory Coast] Côte d'Ivoire, Adiopodoumé, IX-1963, P. GRIVEAUD (MNHN); 1 ♂, [Ivory Coast] M. P. C. I., Forêt du Banco, X-63, GRIVEAUD (MRAC, GU-2008-14); 1 ♂, Ivory Coast, Forêt de Tai, 6.-7.VIII.1985, leg. POLITZAR (ZSM, GU-LAS-08-13); 1 ♂, Ivory Coast, Forêt de Tai, 23.-24.X.1984, leg. POLITZAR (ZSM); 1 ♂, [Ivory Coast] Elfenbeinküste, Danane, 12.XII.1980, leg. POLITZAR (ZSM, GU-LAS-08-22); 1 ♂, [Ivory Coast] Elfenbeinküste, Daloa, 21.X.1976, leg. POLITZAR (ZSM); 1 ♂, [Burkina Faso] Obervolta, Bobo Dioulasso, 9.VIII.1982, leg. POLITZAR (ZSM, GU-LAS-08-14); 1 ♂, [Burkina Faso] Obervolta, Orodora, 24.III.1976, leg. POLITZAR (ZSM, GU-LAS-08-23); 1 ♂, [Burkina Faso] Obervolta, Voltaquellen, Kourinyon, 16.IV.1975, leg. POLITZAR (ZSM, GU-LAS-08-24); 1 ♂, Cameroon, Efulen, 22.XII.1922, H. L. WEBER (CMNH, GU-2008-52).

♂. Wingspan 28-31 mm, forewing length 14-15 mm. Wing ground colour light brown, with blackish patterning. The pattern resembles that of *O. phoneus* HERING but is more indistinct and significantly lighter. Hindwing of sandy yellow ground colour without patterning. Abdomen sandy yellow to light-brown with dark hairs on top.

♂ genitalia (figs 26-29). Valvae bilobed, basally fused. Upper and lower lobes resemble those of *phoneus*, socii also flattened, with stick-shaped top and large serrations to the toothed basal crest. Distal processes of vinculum narrow, rounded to triangular, without spines and spurs. Aedeagus with protruding apical spur. Vesica bag-shaped with a pair of strong cone-shaped cornuti with a wide base which point backwards.

♀ unknown.

Diagnosis. Externally very similar to *O. phoneus* HERING but differs by light brown colour of forewing. The moths of the first generation (December-April) are more brown, and the second (July-September) more greyish. In ♂ genitalia, the lack of additional strong teeth in the distal processes of the vinculum is diagnostic.

Distribution. Guinea, Ivory Coast, Burkina Faso, Ghana, and Cameroon.

***Odontocheilopteryx gracifica* spec. nov.** (pl. 1: 17)

Material: Holotype ♂, [Zaire] Congomeka (Maniema), 20.IX.[19]55, ALB. DUFRANE (ISNB, GU-2008-01).

♂. Wingspan 28 mm, forewing length 12 mm; wings elongated. Scale cover sparse and raised, wings semi-transparent. Wing ground colour brick red, with vague dark medial pattern. Postmedial fascia reddish brown, bordered by indistinct dark brown silky field between M2 and M3 running as a wide streak into external margin; this margin itself has also a distinct brown tint. Antemedial fascia blackish, indistinct, weakly visible on dark basal field of the wing. Discal spot not prominent, white. Hindwing brownish yellow, darker in anal field, with a tuft of brown scales in cilia of anal angle. Abdomen reddish brown, with yellow and brown terminal hair-like scales.

♂ genitalia (fig. 21). Valvae with upper and lower lobes fused; the upper one with wide base and stiletto-shaped apex, the lower one smaller. Socii flattened and looking like a bifurcated lobe. Distal processes of vinculum narrow, rounded, without spines and protruding spurs. Aedeagus with protruding apical spur. Vesica bag-shaped with a pair of strong cone-shaped cornuti of differing shapes. The longer one, needle-shaped, the other one much shorter, with a wide base. Vesica also has apical and lateral zones of weak sclerotization and 2 cornuti pointing backwards, the anterior one longer and finer, of needle shape.

Diagnosis. Differs well from its congeners by small size, narrower wings, brick red ground colour and very indistinct patterning. In ♂ genitalia, distal processes of vinculum without protruding apical spurs. Vesica with one apical and two lateral scobination zones and cornuti of different shapes.

Distribution. Zaire.

Odontocheilopteryx spicola spec. nov. (pl. 1: 18)

Material: Holotype: ♂, Kenya, Western Prov. Kakamega Forest N. R., sec. Forest, 1600 m, 3.XII.2001, Lichtfalle (2) 0.21,31N; 34.51,82E, leg. F. N. NAMU (SMNS, GU-2006-14).

♂. Wingspan 29 mm, forewing length 12 mm. Wing ground colour blackish grey, scale cover hair-like and wings semi-transparent. Medial pattern with brownish tint, postmedial fascia distinct, steel grey, wider and indistinct between M1-M3. External fascia outlined with lighter scales than ground colour, in anal and cubital fields with separate spots of black scales. Antemedial fascia weak. Discal spot with an adjoining tuft of yellowish grey scales. Hindwings light yellow, with concolorous cilia, its anal angle with brownish scales. Thorax light grey, abdomen yellow with dark brown apical hairs.

♂ genitalia (fig. 25). Valvae bilobed but basally fused. Upper lobe stiletto-shaped: the lower one long with fine setal cover. Socii stick-shaped. Distal processes of vinculum flattened, with strong apical bifurcated tooth with lateral spurs and fine marginal serration. Aedeagus with protruding apical spur. Vesica bag-shaped with a pair of large cone-shaped cornuti of equal size.

♀ unknown.

Diagnosis. Forewings somewhat semi-transparent because of hair-like scale cover. In ♂ genitalia, top of distal processes of vinculum and cornuti larger than in related species.

Distribution. Kenya.

Odontocheilopteryx cunza spec. nov. (pl. 2: 9-10)

Material: Holotype ♂, Northwest-Angola, Prov. Nordcuanza, Canzele, 30 km nördl. Quiculongo, 22.X.1957, leg. GERD HEINRICH (ZSM, GU-LAS-08-25).

Paratypes: 1 ♂, Northwest-Angola, Prov. Nordcuanza, Canzele, 30 km nördl. Quiculongo, 18.X.1957, leg. GERD HEINRICH (ZSM, GU-LAS-08-36); 1 ♂, Northwest-Angola, Prov. Nordcuanza, Canzele, 30 km nördl. Quiculongo, 25.X.1957, leg. GERD HEINRICH (ZSM, GU-LAS-08-33).

♂. Wingspan 29-32 mm, forewing length 13-15 mm. Ground colour greyish brown with indistinct medial pattern. Postmedial fascia weakly curved, bordered in medial zone with brown scales and with an indistinct dark grey band outside. External field sandy coloured, with weak brownish tint between M2 and M3 and sparse blackish scales along outer margin. Discal spot pointing outside with white scales, contrasting with brown medial field. Cilia chequered grey and sandy coloured. Hindwing sandy yellow, with concolorous monotonous cilia, rarely with blackish scales on anal angle. Abdomen sandy yellow.

♂ genitalia (figs 30, 31). Valvae resemble those of *O. phoneus* HERING but with shorter upper lobe. Distal processes of vinculum with bifurcated apical spur with lateral fine teeth. Aedeagus with protruding apical spur. Vesica bag-shaped with a pair of strong cone-shaped cornuti of equal size.

♀ unknown.

Diagnosis. The species differs from its congeners by brownish field bordering discal spot and sandy yellow ground colour of hindwings. In male genitalia, the finely serrated lateral margin at the apex of distal process of vinculum and very strong cornuti on vesica are diagnostic.

Distribution. Angola.

Odontocheilopteryx ferlina spec. nov. (pl. 2: 1)

Material: Holotype: ♂, Mauretania, Boghe, 12.XII 1967, leg. POLITZAR (ZSM, GU-LAS-08-03).

♂. Wingspan 25 mm, forewing length 12 mm. Ground colour dark brown with indistinct blackish transverse pattern. External field dark brownish grey without distinct patterning and with darker zone along postmedial fascia. Discal spot black with cramp-shaped white outer marking. Hindwing sandy coloured, with blackish transverse spot and brownish cilia. Abdomen greyish with yellowish medial segments.

♂ genitalia (fig. 38). Valvae small, forming a complex of fused shortened lobes. Socii short, triangular, with rounded apex. Distal process of vinculum distally fork-shaped, with additional spurs and teeth missing. Aedeagus with protruding apical spur. Vesica bag-shaped, with a pair of small needle-shaped cornuti.

♀ unknown.

Diagnosis. Dark ground colour of the forewing and blackish transverse mark on the hindwing are diagnostic.

Distribution. Mauretania.

***Odontocheilopteryx politzari* spec. nov.** (pl. 2: 11-14)

Material: Holotype ♂, Somali m., Lake Baddana, 1.II.1989, leg. POLITZAR (ZSM, GU-LAS-08-11).

Paratypes: 1 ♂, Somali m., Caanole Fluß, 19.X.1987 (ZSM, GU-LAS-08-10); 1 ♀, Somali m., Caanole Fluß, 19.X.1987 (ZSM, GU-LAS-08-12); 1 ♂, Somali m., Caanole Fluß, 14.II.1988 (ZSM, GU-LAS-08-29); 1 ♂, Somali m., Caanole Fluß, 21.I.1988 (ZSM, GU-LAS-08-30); 1 ♂, Somali m., Caanole Fluß, 25.XII.1988 (ZSM); 1 ♂, Somali m., Caanole Fluß, 10.I.1989 (ZSM); 1 ♂, Somali m., Caanole Fluß, 7.I.1988 (ZSM); 1 ♂, 1 ♀, Somali m., Caanole Fluß, 28.V.1988 (ZSM); 1 ♂, Somali m., Dashak Wamu, 12.V.1989 (ZSM); 1 ♂, Kenya, Nguruman, 28.-30.XII.1990 (ZSM, GU-LAS-08-05); 1 ♂, [Kenya] Süd-Ukambani, 28.V-1.VI.1995 (ZSM, GU-LAS-08-02); 1 ♂, [Kenya] Süd-Ukambani, 28.V-1.VI.1995 (ZSM, GU-LAS-08-01); 1 ♂, [Kenya] Süd-Ukambani, 28.V-1.VI.1995 (ZSM); 1 ♀, Kenya, South Ukambani, 1.IV.2001 (ZSM, GU-LAS-08-07); 1 ♂, Kenya, Kibwezi, 700 m, 10.-20.VI.1996 (ZSM, GU-LAS-08-26); 1 ♂, Kenya, Kibwezi, 700 m, 1.-7.I.2000, Lf., (MWM, GU-13.480) - all specimens leg. Dr. POLITZAR.

♂. Wingspan 23-28 mm, forewing length 10-13 mm. The species is very close externally to *O. myxa* WALLENGREN, differing only by less contrasting pattern, more prominent reddish tint on the forewings and yellowish ground colour of the hindwings. Cilia chequered brown and sandy coloured.

♀. Wingspan 29-33 mm, forewing length 14-15 mm. Similar to the ♂ in wing pattern, but somewhat lighter and with straighter medial elements. Cilia also chequered brown and sandy coloured.

♂ genitalia (figs 32, 33). Similar in size and general appearance to that of *O. ferlina* spec. nov. Distal process of vinculum with flipper-shaped apical process with irregularly serrated caudal edge. Aedeagus with a pair of needle-shaped cornuti as in *O. ferlina* spec. nov.

♀ genitalia (figs 60, 61). Very similar to *O. obscura* AURIVILL.

Diagnosis. Externally very similar to *O. myxa* WALLENGREN but slightly more yellowish. ♂ genitalia are characterised by the apical process which is flipper-shaped with toothed caudal edge.

Distribution. Kenya and Somalia.

***Odontocheilopteryx stokata* spec. nov.** (pl. 2: 6-8)

Material: Holotype ♂, Kenya, South Ukambani, 14.VII.2002, leg. POLITZAR (ZSM, GU-LAS-08-08).

Paratypes: 1 ♂, Kenya, Kibwezi, 20.-31.V.1994, leg. POLITZAR (ZSM, GU-LAS-08-06); 1 ♂, Kenya, South Ukambani, 20.V.1996, leg. POLITZAR (ZSM, GU-LAS-08-34).

♂. Wingspan 24-27 mm, forewing length 12-14 mm. Wing ground colour dark grey with transverse blackish pattern. Postmedial fascia dark grey, indistinct, medially arched, both sides being outlined with light grey shadows. Discal spot expressed as a narrow white spot. External field light grey, apex with black suffusion. Hindwing sandy coloured, cilia chequered with blackish and yellowish. Abdomen yellow with black apical hairs.

♂ genitalia (figs 34, 35). Valvae strongly reduced in size and resembling *O. obscura* AURIVILL., but the lower lobe narrower and more elongated. Tegumen narrow, socii shortened, triangular with rounded apex. Distal processes of vinculum widened caudally, flipper-shaped, with fine irregular teeth. Aedeagus very similar to *O. politzari* spec. nov. but with more robust cornuti.

♀ unknown.

Diagnosis. Striped wing pattern and shape of distal processes of vinculum distinguishes this species from its congeners.

Distribution. Kenya.

***scilla*-group**

In ♂ genitalia, aedeagus with swollen base, without flattened flipper-shaped apical spur. Vesica very long, narrow, with 1 thin cornutus.

***Odontocheilopteryx scilla* spec. nov.** (pl. 2: 16-17)

Material: Holotype ♂, [Tanzania] Tanganjika, Usambara-Berge, Sakatani, 1500 m, 4.XI.1952, leg. LINDEMANN & PAVLITZKI (ZSM, GU-LAS-08-15).

Paratypes: 1 ♂, [Burundi] Urundi: Kitega, 6-X-1954, Dr. M. FONTAINE (MRAC, GU-2007-03); 1 ♂, Burundi: Gitega, 27.4.1968, Dr. M. FONTAINE (MRAC, GU-2007-22); 1 ♂, [Burundi] Urundi: Kitega m., 2.V.1962, Dr. M. FONTAINE (MRAC, GU-2007-07); 1 ♂, Kenya, Ol Donjo Orok, 12.-20.III.1994, leg. POLITZAR (ZSM, GU-LAS-08-27); 1 ♂, Kenya, Nairobi Katete, 15.V.1973, leg. POLITZAR (ZSM, GU-LAS-08-18); 1 ♂, [Kenya-Tanzania] Makoa, 6.-25.XI.1959, leg. LINDER (SMNS, 2006-06); 1 ♂, [Tanzania] Tanganyika sept., Mt. Meru, Momella, 1600-1800 m, 10.-19.II.1964, leg. W. FORSTER (ZSM, GU-LAS-08-19); 1 ♂, [Tanzania] Tanganyika sept., Mt. Meru, Momella, 1600-1800 m, 11-20.I.1964, leg. W. FORSTER (ZSM, GU-LAS-08-20); 1 ♂, Tanzania, Mpanda, Sibwesa, VI 1971, leg. J. KJELLAND (ZSM, GU-LAS-08-21); 1 ♂, [Tanzania] Tanganjika, Usambara-Berge, Sakatani, 1500 m, 14.XI.1952, leg. LINDEMANN & PAVLITZKI (ZSM, GU-LAS-08-28).

♂. Wingspan 26-28 mm, forewing length 12-13 mm. Ground colour dark grey to sandy yellow with brownish tint in medial field. Medial fasciae weakly expressed, a mixture of grey, yellowish and brownish colours. External field with dark suffusion. Discoidal cell blackish to brownish coloured. Discal spot pointed with light hair-like scales. Cilia weakly chequered, brownish and yellow. Hindwings yellowish, sometimes with dark subcostal pattern and uniform cilia; anal angle with blackish scales. Abdomen brownish grey, with dark brown apical scales.

♂ genitalia (figs 36, 37). Valvae bilobed but basally fused. Upper lobe stiletto-shaped: the lower one large, of hemispherical shape, with fine setose covering. Socii short, pyramid-shaped. Distal processes of vinculum with bifurcated apex. Aedeagus without protruding apical spur, tubular. Vesica worm-shaped, slender, short, with single fine apical needle-shaped cornutus.

♀ unknown.

Diagnosis. The species produces 2 different colour forms in the year; the winter generation is distinctly lighter than the summer generation. However, the general pattern is the same in both. Shape of aedeagus lacking protruding apical spur, which is highly

diagnostic, although it is therefore very similar to that of the following subgenus, *Lestina* subgen. nov.

Distribution. Burundi, Kenya, and Tanzania.

Subgenus *Lestina* subgen. nov., in *Odontocheilopteryx* WALLENGREN, 1860

Type species: *Odontocheilopteryx (Lestina) corvus* spec. nov., here designated.

The subgenus is characterised by the following characters. Wingspan 24-33 mm in ♂♂ and 32-39 mm in ♀♀. Sexual dimorphism weakly expressed, ♀♀ with only indistinct patterning and light ground colour. Dominant ground colour dark: blackish, brown to dark ochre. Discal spot often reduced to dark indistinct point. Wing pattern consists of zig-zag medial fasciae of irregular shape.

In ♂ genitalia, distal processes of vinculum with double or triple caudal spurs, of specific difference; valvae bilobed with tubular lower lobes and stiletto-shaped upper ones. Aedeagus bottle or S-shaped, with protruding basal projections, sometimes with pointed apical spur. Vesica long, tubular, with single cornutus, double cornuti or without any cornuti.

In ♀ genitalia, papillae anales short, covered with dense setae. Apophyses short and slender. Vaginal plate ovoid or irregular trapezoidal, bearing distinct irregular teeth caudally. Antrum can be short or long according to species, formed by a stout membrane; ductus also membranous. Corpus bursae ovoid, with paired signa.

The following characters are diagnostic:

- Scale cover sparse, raised, and wings look semi-transparent in most species;
- light wing pattern subdued, especially in external field, where it is represented by dark elements;
- discal spot of the forewing point-like, never larger;
- sexual dimorphism weak, mostly expressed with indistinct wing patterning and light ground colour of ♀;
- in ♂ genitalia, apical spur of aedeagus absent or very short pointed, never long and flattened;
- aedeagus bottle or S-shaped, with protruding basal projections;
- vesica tubular, not bag-shaped;
- in ♀ genitalia, ductus bursae always long, sclerotized, sometimes spiral.

Hostplants for the subgenus unknown.

Range is limited to Central Africa (Sierra Leone, Ghana, Cameroon, Equatorial Guinea, Ethiopia, Congo, Zaire, Uganda, and Kenya).

Generally rare moths, often only known from single specimens. 8 species are known, and half of these are described here as new.

The subgenus can be divided into 3 groups of species according to the structure of the ♂ genitalia:

- pattersoni*-group: *Odontocheilopteryx (Lestina) pattersoni* TAMS, 1926
- similis*-group: *Odontocheilopteryx (Lestina) similis* TAMS., 1929
Odontocheilopteryx (Lestina) conzolia spec. nov.
- eoithina*-group: *Odontocheilopteryx (Lestina) lajonquierei* ROUGEOT, 1977
Odontocheilopteryx (Lestina) eoithina TAMS., 1931
Odontocheilopteryx (Lestina) corvus spec. nov.
Odontocheilopteryx (Lestina) pica spec. nov.
Odontocheilopteryx (Lestina) foedifragus spec. nov.

pattersoni-group

A group of reddish-yellow-coloured moths with blackish medial patterning. External line complete but interrupted just in apical angle. Discal spot bordered by raised white scales. In ♂ genitalia, upper lobes stiletto-shaped, distinctly shorter than the hook-shaped lower ones. The wing scales are large and somewhat raised, this making the wings semi-translucent. Valvae bilobed. The upper lobe stiletto-shaped, joined with long socii on tegumen edge. The lower lobe hook-shaped, longer than upper one. Left and right valvae fused by transtillae. Distal process of vinculum with strong medial triangular projection distally; each side of its base with single slightly curved needle-shaped spurs. Aedeagus tubular, with long pointed spur. Vesica long, worm-like, with a pair of thin needle-shaped cornuti, one of them situated on top of vesica, the other, much smaller, slightly apart. ♀ unknown.

Odontocheilopteryx (Lestina) pattersoni TAMS, 1926 (pl. 2: 20-24)

Ann. Mag. nat. Hist. (Ser. 9) 18: 359. Locus typicus: [Ghana] Gold Coast, Aburi. Holotype ♂ (by original designation) (BMNH) [examined].

♂. Wingspan 28-33 mm, forewing length 12-15 mm. Ground colour dark reddish-yellow. Postmedial fascia with single black spots at the top of the curved markings. Hindwing light reddish-ochre, with yellowish lightening in basal zone. Cilia chequered yellow and brown. Abdomen light brown with black brown apical scales.

♂ genitalia. See above.

Diagnosis. Dark reddish-yellow colouration is diagnostic. Differing from the externally similar *O. lajonquierei* ROUGEOT in the ♂ genitalia.

Distribution. Ghana, Zaire, Burundi, and Kenya.

Taxonomic notes. The ♂ genitalia in the sample of moths studied is somewhat heterogeneous, where the apical spur in aedeagus can be pointing up or down, as well as lateral spurs of distal processes of vinculum. These features, however, are not connected with a definite phenotype and may vary to a noticeable degree and in different combinations. This suggests that all these variable specimens could be a single somewhat polymorphic species. Probably the direction of the processes depends on the spreading of the preparation on the genitalic slide. Unfortunately, the genitalia of the type specimen is missing. Very probably they were not preserved in either alcohol or as a dry preparation. The curator writes concerning the genitalia: "I've pulled out the type of *O. pattersoni* and dissected it. Unfortunately, the genitalia are missing - presumably they were eaten by *Anthrenus* as there's no indication that TAMS dissected it (i. e.

no TAMS label and the abdomen was still on the specimen)" (MARTIN HONEY, pers. comm. of 14. September 2007).

We are therefore not sure whether the moths from Central Africa which occur in wide disjunction from the locus typicus are really conspecific with the holotype, in spite of their distinct habitual similarity. We consider the moths from Kenya, Zaire, and Ghana to be also *O. pattersoni* TAMS, though the genitalic preparation of the typical *O. pattersoni* TAMS is presumably lost and no syntopic specimens have been found so far. However, this statement is preliminary and needs to be proved.

Material examined: Holotype ♂ of *Odontocheilopteryx pattersoni* TAMS, 1926, [Ghana] Gold Coast, Aburi (BMNH); 1 ♂, [Zaire] Equateur, Itoko à Gombe, V 1921, VERLAINE (MRAC, GU-2007-18); 1 ♂, [Zaire] Uele: Paulis, 29.VI.1959, Dr. M. FONTAINE (MRAC, GU-2008-129); 1 ♂, Uele: Paulis, 30.VIII.1959, Dr. M. FONTAINE (MRAC); 1 ♂, Uele: Paulis, 2.IX.1959, Dr. M. FONTAINE (MRAC); 1 ♂, Uele: Paulis, 21.5.1958, Dr. M. FONTAINE (MRAC, GU-2008-130); 1 ♂, [Zaire] Sankuru: Dimbelenge, 30.XI.1950, Dr. M. FONTAINE (MRAC, GU-2007-19); 1 ♂, [Zaire] Congo Belge: P.N.A., 24-XII-1957, P. VANSCHUYTBROECK VS 268 (MRAC); 1 ♂, Kenya, Western Prov., Kakamega Forest N. R., sec. Forest, 1600 m, 18.IX.2002, Lichtfalle (2) 0.21,31N; 34.51,82E, leg. L. KÜHNE (SMNS, GU-2006-17); 1 ♂, Burundi: Gitega, 13.VII.1968, Dr. M. FONTAINE (MRAC, GU-2008-131).

similis-group

Group of dark-coloured moths with indistinct blackish medial pattern, and distinct black spots along the outer margin of postmedial fascia. Discal spot not expressed, at least in males. Abdomen without contrasting coloured fields. Scale cover raised, wings somewhat semi-transparent. Valvae bilobed. The upper lobe stiletto-shaped, with apex sclerotized as a tooth. The lower lobe tubular, shorter. Left and right valvae fused together with transtillae. Distal process of vinculum with a pair of strong claw-shaped caudal spurs curved inside genitalic complex. Aedeagus tubular, S-shaped, with short apical pointed spur. Vesica short, with a lone apical needle-shaped cornutus.

In ♀ genitalia (known only for *O. conzolia* spec. nov.), vaginal plate does not cover ostium but has an irregularly toothed caudal edge. Antrum funnel-shaped, ductus membranous. Corpus bursae with signa.

The 2 species included are distributed in Sierra Leone, Cameroon, Congo and Zaire.

Odontocheilopteryx (Lestina) similis TAMS, 1929 (pl. 2: 25)

Ann. Mag. nat. Hist. (Ser. 10) 3: 150. Locus typicus: Kamerun, Efulen. Holotype ♂ (by original designation) (CMNH) [examined].

♂. Wingspan 31 mm, forewing length 15 mm. Wing ground colour blackish-brown. Medial fasciae weakly expressed, blackish. Antemedial fascia outlined with reddish scales. Postmedial fascia bordered inside with light brown field and with greyish field and single black spots outside. Hindwing uniformly blackish. Cilia chequered light and dark brown. Abdomen uniformly blackish-brown, only slightly lighter than the wing ground colour.

♂ genitalia (fig. 50). See above. Distal process of vinculum with a pair of strong claw-shaped caudal spurs, these pointing to opposite sides when spreading the slide. Aedeagus tubular, very long and slender, S-shaped, with short apical pointed spur.

♀ unknown.

Diagnosis. Uniformly coloured blackish-brown species with subdued wing pattern and raised scales. ♂ genitalia of unique construction, especially aedeagus. Only one specimen is known so far.

Distribution. Cameroon.

Material examined: Holotype ♂ of *Odontocheilopteryx similis* TAMS, 1929, Kamerun, Efulen, H. L. WEBER, Acc. 8190, 16. IX 1916 (CMNH).

Odontocheilopteryx (Lestina) conzolia spec. nov. (pl. 2: 26-29)

Material: Holotype ♂, Congo, Odzala N. P., H: 400-500, 0°23'N, 14°50'E, 29.I.-3.III.1997, leg. SINIAEV & MURZIN (MWM, GU-9554). Paratypes: 12 ♂♂, Congo, Odzala N. P., H: 400-500, 0°23'N, 14°50'E, 29.I.-3.III.1997, leg. SINIAEV & MURZIN (MWM, GU-9551; 9553; 9557; 13.475; 13.478); 1 ♂, Cameroon, Efulen, H. L. WEBER, Acc. 8190, 15.XI 1924 (CMNH, GU-2008-33); 1 ♂, Cameroon, Efulen, H. L. WEBER, Acc. 8190, 19. IX 1922 (CMNH, GU-2008-32); 1 ♂, N-W Sierra Leone, Kenema, X 1974, don. A. ALLAER (MRAC, GU-2007-20).

♂. Wingspan 24-28 mm, forewing length 12-14 mm. Externally similar to *O. pattersoni* TAMS but more sandy-grey, generally lighter, and with semi-transparent wings. Hindwings of light ash-colour; cilia chequered yellowish and brown.

♂ genitalia (figs 51-53). See above. Distal process of vinculum with a pair of strong claw-shaped caudal spurs, pointing diametrically opposite each other when spreading the slide. Aedeagus tubular, short, wider and strong, S-shaped, with short apical pointed spur.

♀ unknown.

Diagnosis. Externally similar to *O. pattersoni* TAMS but lighter and without the intense reddish-ochreous saturation of ground colour; medial pattern here is much less intense. The species differs widely from all related species in male genitalia by the diagnostic shape of the aedeagus.

Distribution. Sierra Leone, Cameroon, and Congo.

eothisa-group

Group of reddish brown to blackish coloured moths with indistinct blackish medial pattern. Antemedial fascia always expressed, often of contrasting black colour. Discal spot typical for both sexes, covered with grey hair-like scales.

In ♂ genitalia, valvae bilobed. The upper lobe, cone- or pyramid-shaped with apex heavily sclerotized. Distal process of vinculum with three relatively short caudal spurs, mostly rounded at top. Aedeagus bottle-shaped, with swollen base, without apical spur. Vesica tubular, worm-shaped, long, without cornutus.

In ♀ genitalia, vaginal plate irregular trapezoidal, covering ostium; ductus bursae long, sclerotized.

***Odontocheilopteryx (Lestina) eothina* TAMS, 1931 (pl. 2: 34)**

Ann. Mag. nat. Hist. Ser. (series 10) 7 (37): 11, pl. 2, fig. 3. TL: [Ethiopia] Abyssinia, Djoubdo (Birbir). Holotype ♂ (by original designation) (MNHN) [examined].

♂. Wingspan 33 mm, forewing length 15 mm. Ground colour of the wing dark grey with subdued wing pattern. Scale cover fine, raised, wings semi-transparent and medial fasciae therefore visible only as a fine line of single black scales. Discal spot missing. Cilia probably uniform but the single available specimen is not in good condition and therefore some characters are indistinct. Hindwing grey, with dark grey anal hair-like scales. Abdomen brownish grey with darker apex.

♂ genitalia (fig. 42). Distal process of vinculum with three short caudal spurs rounded on top. Valvae bilobed, partly membraneous in their foundations, the upper one stiletto-shaped, pyramidal, with heavy sclerotized apex. Left and right valvae joined in one complex with socii.

♀ unknown.

Diagnosis. The species externally resembles *O. corvus* **spec. nov.** and differs by uniform colouration of abdomen; patterning less prominent, the upper lobes of valvae of a different shape; central spur of distal process of vinculum shorter than both lateral ones. Only the holotype is known so far.

Distribution. Abyssinia [Ethiopia].

Material examined: Holotype ♂ of *Odontocheilopteryx eothina* TAMS, 1931, Abyssinia, Djoubdo (Birbir), 9.VI.1926 (MNHN, GU-2007-02).

***Odontocheilopteryx (Lestina) lajonquierei* ROUGEOT, 1977 (pl. 2: 35-36)**

Mem. Mus. Natn. Hist. nat. Paris (Zool.) 105: 88, pl. 15, fig. 156; fig. 10, 17, 18. TL: Éthiopie, Kébré-Mengist. Holotype ♂ (by original designation) (MNHN) [examined].

♂. Wingspan 29-33 mm, forewing length 14-15 mm. Scale cover dense. Wing ground colour reddish-brown. Medial field pale, with dark grey patterning. Postmedial fascia consists of 2 parallel zic-zag lines, slightly extended. Antemedial line indistinct, but with corresponding curvature. Discal vein covered with white raised scales. Hindwing greyish-yellow with shadow of grey scales along outer margin. Abdomen a pale greyish yellow with brown tip. Cilia chequered yellow and brown in both wings.

♂ genitalia (figs 48, 49). Almost identical with *O. eothina* TAMS, which suggests that they may be closely related.

♀ unknown.

Diagnosis. Similar to *O. eothina* TAMS, but reddish-brown, with dense scale cover.

Distribution. Ethiopia. Seems to be a local mountain species inhabiting altitudes of 2200 to 2300 m.

Taxonomic notes. The genitalic preparation of the single holotype seems to have been lost - at least it was not found in MNHN in spite of special search. The species can therefore only be identified using the figures in the original description (ROUGEOT, 1977: fig. 10: 17, 18). They are excessively schematic, but quite understandable and therefore comparable with the preparation of the second specimen also originating from Ethiopia.

Material examined: Holotype ♂ of *Odontocheilopteryx lajonquierei* ROUGEOT, 1977, Ethiopie, env. Kébré-Mengist, 2300 m, 24.III.1975, P. C. ROUGEOT leg. (MNHN, GU № 646 probably lost); 1 ♂, S. Ethiopia, Gidole Prov., Gamu Gofa, 2200 m, 37°26'E, 5°34'N, 23.XI.-5.III.1960, W. RICHTER leg. (SMNS, GU-2006-15).

***Odontocheilopteryx (Lestina) corvus* **spec. nov.** (pl. 2: 40-43)**

Material: Holotype ♂, Kenya, Western Kakamega Forest N. P., Buyangu Hill (view point), [23] 1700 m, 22.XI.2002, at light, 0°20'885"N, 34°51'798"E, D. BARTSCH & A. ZAHM leg. (SMNS, GU-2006-13);

Paratypes: 5 ♂♂, Kenya, Western Kakamega Forest N. P., Buyangu Hill (view point), [23] 0°20'885"N, 34°51'798"E, 1700 m, XI.2002, at light, 23.00-3.00 h, CH. HÄUSER, D. BARTSCH & A. ZAHM leg. (SMNS); 1 ♀, Kenya, Western Kakamega Forest N. P., Buyangu Hill (view point), [23] 0°20'885"N, 34°51'798"E, 1700 m, 26.XI.2002, at light, 23.00-3.00 h, CH. HÄUSER, D. BARTSCH & A. ZAHM leg. (SMNS, GU-2006-12); 1 ♂, Uganda, Kibale Forest, Toro, V 1966, R. H. CARCASSON (CMNH, GU-125490); 1 ♀, Uganda, Kibale Forest, Toro, XI 1961, R. H. CARCASSON (CMNH, GU-125491).

♂. Wingspan 27-28 mm, forewing length 13-14 mm. Wing ground colour dark brownish grey; medial pattern black, concolorous with the ground colour. Postmedial fascia consisting of fine outer and indistinct wide inner line; antevaginal fascia also indistinct. Discal spot weak, covered with grey scales. Hindwing grey brown, lighter at the base. Abdomen greyish yellow with contrasting black tip. Cilia chequered yellowish and black.

♀. Wingspan 32-33 mm, forewing length 14-15 mm. Lighter than ♂ with the medial pattern expanded. Hindwings and abdomen uniformly grey. Cilia chequered grey and blackish in both wings.

♂ genitalia (fig. 43). Similar to other species of the *O. eothina*-group but generally smaller and with fewer membranes at the base of the lower valval lobes.

♀ genitalia (figs 62, 63). Vaginal plate sclerotized, trapezoidal with convex lateral sides and irregularly toothed caudal margin. Antrum partially membraneous, deep; ductus bursae long, ventral, sclerotized, corresponding well in length with the vesica of the male. Corpus bursae ovoid with paired signa.

Diagnosis. Externally similar to *O. eothina* TAMS, but principally with different colouration of the abdomen and with more prominent medial pattern. ♂ genitalia smaller than in other species.

Distribution. Kenya and Uganda.

Odontocheilopteryx (Lestina) pica spec. nov. (pl. 2: 30-33)

Material: Holotype ♂, Guinea Equatorial, 2440 m, Isla de Bioco, NE Pico Basile, N 3°36'14", E 8°46'63", 08./09.II.2002, LF, Bergnebelward, leg. HOPPE (coll. STRÖHLE). The holotype will be transferred to ZSM.

Paratypes: 1 ♂, Guinea Equatorial, 1400 m, Isla de Bioco, LF Moca Malabo, Bergregenwaldrand N 03°21'40", E 08°39'43", 15.-21.I.2004, leg. HOPPE (coll. STRÖHLE); 1 ♀, Guinea Equatorial, 2440 m, Isla de Bioco, NE Pico Basile, N 3°36'14", E 8°46'63", 08./09.II.2002, LF, Bergnebelward, leg. HOPPE (coll. STRÖHLE); 1 ♀, [Zaire] Uele: Paulis, 14.IV.1956, Dr. M. FONTAINE (MRAC, GU-2008-03).

♂. Wingspan 33 mm, forewing length 15 mm. Wing ground colour consisting of a combination of black, reddish and brown scales, medial pattern indistinct, blackish. Medial field dark grey, bordered inside and out with brown scales. External fascia lighter than medial zone and bordered with an indistinct blackish line along outer margin of the wing. Hindwing brown, paler at the base. Abdomen light brown, with dark brown apex. Cilia chequered dark brown and dark yellow.

♀. Wingspan 35-37 mm, forewing length 17-18 mm. Wing pattern similar to that of ♂ but extended along the wing. Hindwing grey brown with dark ash hair-like scales along anal margin. Abdomen uniform grey. Cilia uniformly brown in forewing, grey on hindwing.

♂ genitalia (fig. 45). Valvae bilobed, the upper lobe conical and stiletto-shaped, with heavy sclerotized apex; the lower one tubular with partially membranous base. Socii hook-shaped, and quite distinct from other members of the *O. eothina*-group. Distal process of vinculum shortened, on caudal margin with 2 longer lateral spurs and much shorter medial one. Aedeagus of typical shape for *O. eothina*-group, not diagnostic.

♀ genitalia (fig. 64). Vaginal plate trapezoidal, similar to *O. corvus spec. nov.* but rather wider.

Diagnosis. Wings intensely red and brown; medial pattern elements distinct and prominent. In ♂ genitalia, shape of socii and distal processes of vinculum are very characteristic.

Distribution. Equatorial Guinea and Zaire.

Odontocheilopteryx (Lestina) foedifragus spec. nov. (pl. 2: 38-39)

Material: Holotype ♂, Kenya, Aberdares, Galasapo, 12.II.1997, leg. POLITZAR (GU-LAS-08-04, ZSM).

Paratype: 1 ♂, Kenya, Gatamayo, 10.-25.II.1995, leg. POLITZAR (GU-LAS-08-32, ZSM).

♂. Wingspan 28-29 mm, forewing length 13-14 mm. Ground colour dark brownish yellow. Postmedial fascia blackish, toothed, interrupted; antemedial fascia weak, bordered outside with blackish shading. External field grey-brown, with spotted external fascia. Discal spot greyish. Hindwing sandy brownish, lighter basally, its anal angle with brown scales.

♂ genitalia (fig. 44). Socii nipple-shaped with wider base. Distal processes of vinculum with 3 teeth, the central one being slightly larger. Aedeagus of typical shape for the subgenus, vesica without cornuti.

♀ unknown.

Diagnosis. Similar to *O. lajonquierei* ROUGEOT, differing by its smaller size, shape of socii and distal processes of vinculum. The species differs well from congeners by the toothed medial pattern and the dominance of brownish grey tint in ground colouration.

Distribution. Kenya.

Some specimens of the group could not be allocated to a species because of the worn material and just single specimens at our disposal.

1 ♂, Ostnigeria, Obudu Cattle Ranch, 2000 m, 19.-20.XII.1970, leg. POLITZAR (ZSM, GU-LAS-08-09) - pl. 2, fig. 37; 1 ♂, [Zaire] Uele: Paulis, 2.II.1956 Dr. M. FONTAINE (MRAC, GU-2008-2); 1 ♀, Somali m., Caanole Fluß, 28.VI.1988 (ZSM, GU-08-31); 1 ♀, Kenya, Aberdares Mts., Gatamayo, ca. 2300 m, 46 km von Nairobi, 20.-30.X.1995, leg. POLITZAR (MWM, GU LAS-08-04).

Subgenus ***Cornelia subgen. nov.***, in *Odontocheilopteryx* WALLENGREN, 1860

Type species: *Odontocheilopteryx malagassy* VIETTE, 1962, Bull. mens. Soc. Linn. Lyon 31: 220, here designated.

The subgenus is characterised by the following features. Medium sized moths, with wingspan of 21-38 mm in ♂♂ and 35-46 mm in ♀♀. Sexual dimorphism in wing pattern and colouration is weakly expressed, the females being just larger and more robust. Species of light greyish yellow ground colour. External line fine, black, serrated, not interrupted and not spotted. Postmedial fascia consists of lilac scales with silver tint. Discal spot is distinctly expressed in ♀♀, dark brown.

In ♂ genitalia, valvae with reduced lower lobe. Vinculum widened at the base of the valvae and wrinkled. Distal process of vinculum flattened, not provided caudally with a pair of strong projections proceeding as crests on inner surface (as in *O. malagassy* VIETTE) nor with the apex flattened and rounded (as in *O. meridionalis* VIETTE). A small tooth is present at the base of each crest. Aedeagus tubular, strongly curved in *O. malagassy* VIETTE, with weak basal projections and without apical spur. Vesica specific; in *O. meridionalis* VIETTE long, with single front cornutus situated on the base, not to the tip of vesica.

In ♀ genitalia, papillae anales covered with dense setae. Apophyses short and slender. Vaginal plate not covering ostium, without teeth, convex. Antrum sclerotized, round in section, tubular. Ductus membranous. Corpus bursae ovoid, membranous, without signa.

The following characters are diagnostic:

- External fascia serrated, not segmented in spots or dots;
- in ♂ genitalia, lower lobe of valvae reduced or completely absent, and vinculum significantly broadened near its base;
- distal process of vinculum flattened, not spoon- or gutter-shaped, with or without a pair of caudal projections proceeding into inner crests, flattened, with rounded caudal margin;
- cornutus is at the apex of aedeagus;
- in ♀ genitalia, vaginal plate without additional projections or toothed caudal margin; ostium widely open;
- corpus bursae without signa.

Comments. The Malagasy *Odontocheilopteryx* differ well from other African species, but have many common characters which allow them to be considered within the same genus. Amongst these features the following can be enumerated: General appearance of species, presence of modified black scales on anal margin of the forewing, generally similar genitalia, etc. We believe that this is enough evidence for their common origin. A long period of isolation would have been necessary for the evolution of 2 quite different species in Madagascar. But in any case, both species are African elements in the Malagasy fauna.

Hostplants for the subgenus unknown. The subgenus is endemic for Madagascar. 2 species are included.

Odontocheilopteryx (Cornelia) malagassy VIETTE, 1962 (pl. 2: 18-19)

Bull. mens. Soc. Linn. Lyon **31**: 220. TL: Madagascar Est, environs de Périnet, forêt d'Analamazaotra, 910 m. Holotype ♂ (by original designation) (MNHN) [not examined].

♂. Wingspan 32-38 mm, forewing length 15-18 mm. Wing ground colour varying intensities of olive brown. External field light brown. Postmedial fascia curved, lilac, with silver tint. An indistinct brown band borders the outside. Antemedial fascia strongly curved, not visible in costal field. Discal spot distinct, brown, with a short white cross-line. Hindwing light brown, with indistinct transverse pattern. Cilia weakly chequered. Abdomen uniform brown.

♀. Wingspan 43-46 mm, forewing length 21-22 mm. Wing pattern similar to that of the male but lighter and extended along the wing. Postmedial fascia light brown, without lilac suffusion. Discal spot more prominent, of dark brown colour.

♂ genitalia (figs 40, 41). Valvae consist of single short lobe. Distal process of vinculum flattened, caudally with a pair of strong projections exhibited as crests on inner surface. A small tooth is present at the base of each crest. Aedeagus tubular, strongly curved, without apical spur. Vesica long, with a single cornutus near the apex of aedeagus.

♀ genitalia (fig. 65). Vaginal plate not covering ostium, without teeth, convex. Antrum sclerotized, round in section, tubular. Ductus, membranous. Corpus bursae ovoid, membranous, without signa.

Diagnosis. The largest of the group endemic to Madagascar. Genitalia of both sexes unseparable.

Distribution. Madagascar (Lajonquiere, 1972).

Material examined: 1 ♂, [Madagascar] Prinet, 4.X.1975, P. DUBIEF (MCSN, GU-2008-07); 1 ♂, [Madagascar] Prinet, 4.X.1975, P. Dubief (MCSN, GU-2008-06); 1 ♂, [Madagascar] Prinet, 14.VI.1969, P. DUBIEF (MCSN, GU-2008-08); 1 ♀, [Madagascar] Prinet, 24.IX.1973, P. DUBIEF (MCSN, GU-2008-12).

Odontocheilopteryx (Cornelia) meridionalis VIETTE, 1962 (pl. 2: 15)

Bull. mens. Soc. Linn. Lyon **31**: 221. TL: Madagascar Ouest, région de Morombe, station agricole du Bas Mangoky. Holotype ♂ (by original designation) (MNHN) [not examined].

♂. Wingspan 21-22 mm, forewing length 11 mm. Wing ground colour light brown. Postmedial band outlined outside with indistinct field of brown scales with weak lilac-silver tint. Antemedial fasciae not prominent. Discal spot rectangular brown with cross-line of white scales.

♀. Wingspan 35 mm, forewing length 15 mm. Resembling the males but lighter and with more extended wing patterning.

♂ genitalia (fig. 39). Valvae with stick-shaped lower lobe and small upper one; vinculum not widened at valval attachment and without wrinkles. Distal process of vinculum flattened, with the tip flattened and rounded, without specialised spurs. Aedeagus short, tubular, with weak basal projections and without apical spur. Vesica short, bag-shaped, without cornuti.

♀ genitalia. Vaginal plate not covering ostium, without teeth, small. Antrum narrow, sclerotized. Ductus, short, membranous. Corpus bursae ovoid, membranous, without signa.

Diagnosis. The smallest of the group endemic to Madagascar. Genitalia of both sexes quite specific.

Distribution. Madagascar (LAJONQUIERE, 1972).

Material examined: ♂, Madagascar Sud, anc. route Tuléar-Tongobory, Sept Lacs, 1./4.XI.1967, 40 m, P. GRIVEAUD ET RATOVSON (MNHN, GU-2007-42).

Thus, the genus *Odontocheilopteryx* WALLENGREN, 1860, includes 23 species divided into 3 subgeneric complexes. It is one of 2 genera of the Lasiocampidae known to occur in continental Africa, also in Madagascar in spite of the specialised and specific fauna of the island.

The geological history of this island is well known; its age is comparable to that of Gondwana and, correspondingly, to the continents of the Earth. It is supposed that a strait to impede a faunal exchange between Africa and Madagascar has existed since the Triassic period; probably no land connection existed between the island and the African continent after the Jurassic period (DARLINGTON, 1966). However, fossils of common land dinosaurs known from Madagascar and continental Africa indicate that a land connection existed in the Early Mesozoic or shortly before. GAVRILOV (1987) stated that a narrow bay was formed between Africa and Madagascar (the latter was still in connection with the Hindostan plate) after the Permian; and Madagascar was split off from Hindostan only as late as the Early Carbon (Carboniferous) period (KHAIN et al., 1997). Thus, historically, Madagascar was connected with the Hindostan plate for a much longer time than with the proper African continent. This surely had a deep impression on its fauna.

The Lasiocampidae fauna of Madagascar is quite special. It was revised by DE LAJONQUIÈRE (1972) and includes 94 species so far. Of 26 native genera, 24 are endemic, and only *Lechriolepsis* BUTLER, 1880, and *Odontocheilopteryx* WALLENGREN, 1860, include species known also from tropical Africa. All Malagasy species are endemics. Morphologically, none (with the 2 exceptions stated above) have a direct relationship with African genera, but some exhibit genitalic characters which have affinities with the Pinarini, Trabaliini, and Selenepherini (sensu ZOLOTUHN, 1996), distributed in the Oriental Region. This is a good example of an indirect confirmation of the origin of Malagasy Lasiocampidae from ancestors common within the Oriental Region.

Most genera of the Malagasy Lasiocampidae have a modified juxta not attached to the aedeagus but bearing 2 lateral lobes of a diagnostic status. Genitalia of most genera are quite similar, so we suppose the origin of the Malagasy genera originate from one, or a very few, closely related ancestors. The genitalic complex of *Odontocheilopteryx* is modified. Its unique transformation of distal processes of the vinculum is highly specific and is not known in any recent genera of the Lasiocampidae. Related genera are also unknown in other zoogeographic regions.

All this enables us to suppose that the genus and all subgeneric lineages of *Odontocheilopteryx* are quite ancient, and that their evolution can be characterised as a radiation of species all over the African continent and Madagascar; in its present composition, the genus seems to be monophyletic.

Acknowledgements. It is a great pleasure for us to express our sincere thanks to our colleagues who helped us in different ways during the preparation of this revision:

MARTIN HONEY and GEOFF MARTIN (BMNH), POL LIMBOURG (ISNB), G. BERNARDI and JOËL MINET (MNHN), WOLFRAM MEY (MHUB), UGO DALL'ASTA and FRANZ DESMET (MRAC), DIETER STÜNING (ZFMK), JOHN RAWLINS (CMNH), SCOTT E. MILLER (USNM), BERT GUSTAFSSON (RMS), CHRISTOPH HÄUSER (SMNS), BERNARD LANDRY and BERNHARD MERZ (MHNG), THOMAS J. WITT (MWM), AXEL HAUSMANN and ULF BUCHSBAUM (ZSM) as well as ARMIN HAUENSTEIN (Schwäbisch Hall-Untermünkheim-Schönenberg, Germany), JOHN JOANNOU (Krugersdorp, South Africa), LARS KÜHNE (Potsdam, Germany), PETER KÜPPERS (Karlsruhe, Germany), PETER USTJUZHANIN (Novosibirsk, Russia), MANFRED STRÖHLE (Weiden, Germany) and OLGA VERGUN (Pittsburgh, U.S.A.). COLIN PRATT, MARTIN HONEY (BMNH), and WOLFGANG SPEIDEL (MWM) also rendered valuable linguistic assistance during preparing of the article.

Financially the investigation was supported by THOMAS-WITT-Stiftung in 2006 – 2008 and by a special grant from the Zoologisches Museum der Humboldt Universität zu Berlin in 2006.

The images of the typical specimens from the collection of the BMNH are figured here courtesy of The Trustees of the Museum. The work is a part of the program of the Department of Zoology (State Pedagogical University of Uljanovsk) on the investigation of biodiversity of moths.

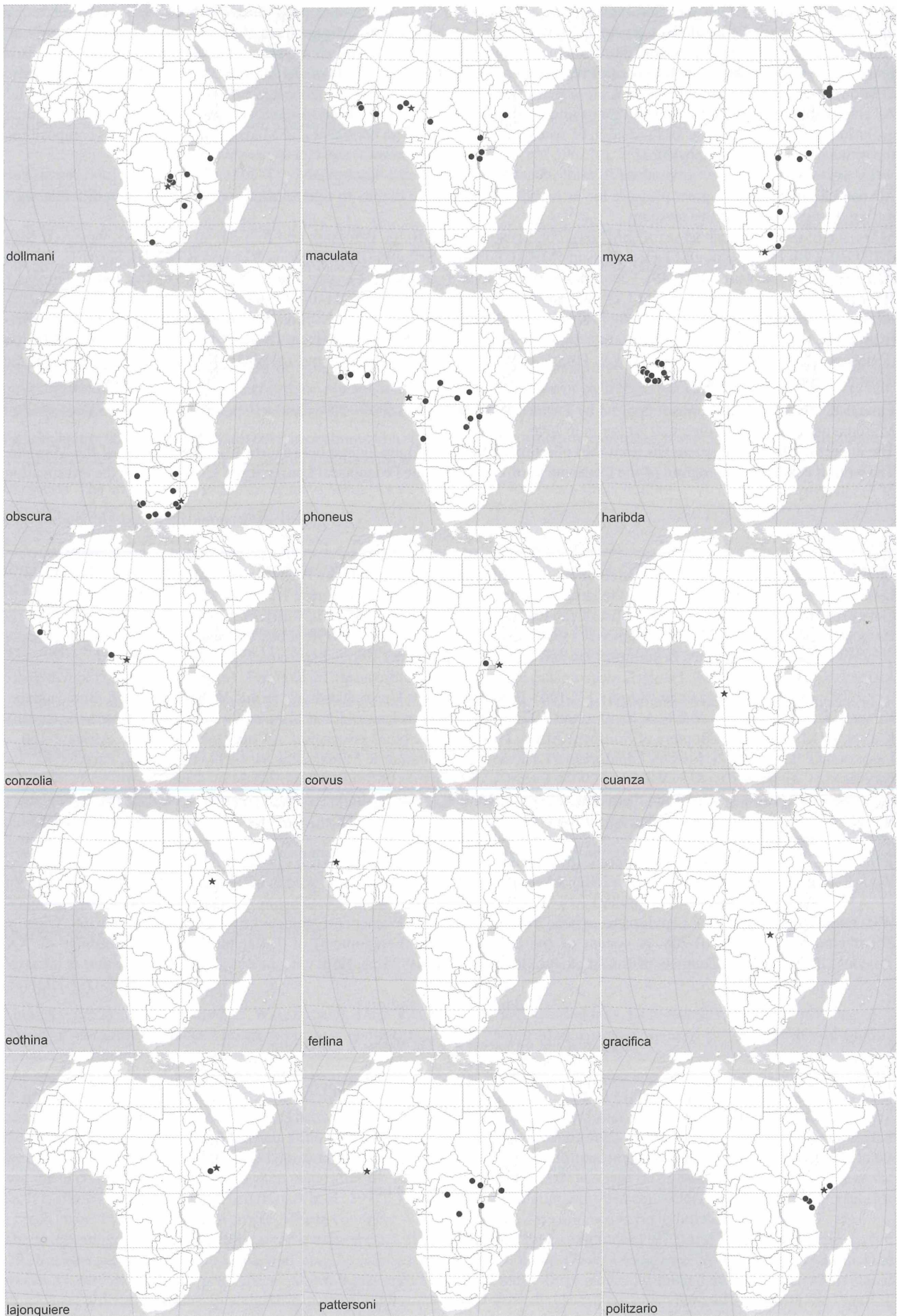
References

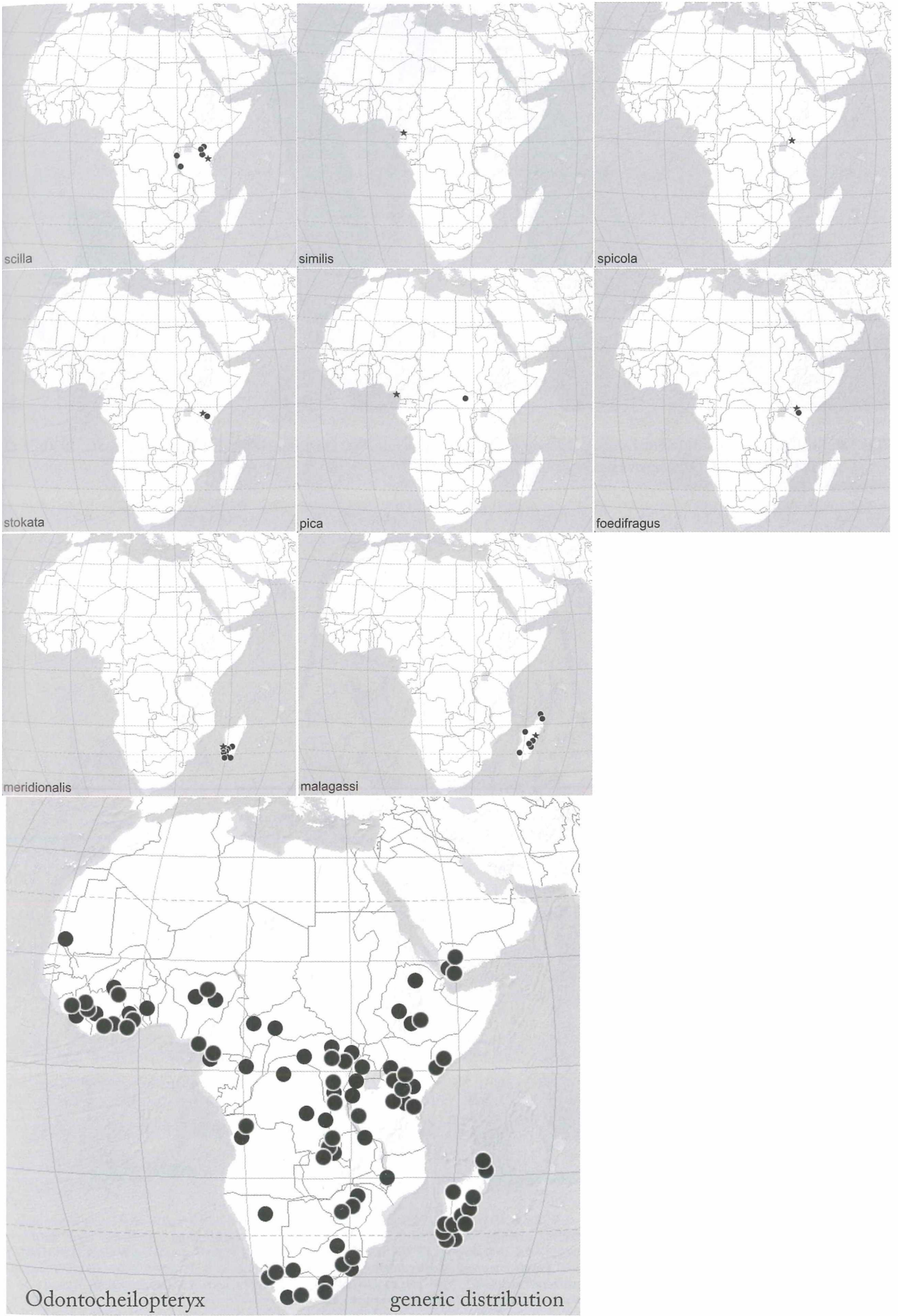
- AURIVILLIUS, C. (1905): A. SCHULTZE's Sammlung von Lepidopteren aus West Afrika. - Arkiv för Zoologi **2** (12): 30-43, Stockholm.
- DARLINGTON, F. (1966): Zoogeography. Geographic Distribution of Animals. - Progress. 1-520, Moskva (in Russian).
- GAVRILOV, V. P. (1987): Journeys to the Past of the Earth. Moskva: Nedra. 1-145 p. (in Russian).
- HACKER, H. H., SCHREIER, H.-P. & A. BISCHOF (1999): Lepidoptera of Yemen Arab Republic, collected by A. BISCHOF, H. HACKER and H.-P. SCHREIER in autumn 1996 and B. MÜLLER in summer 1987. - Esperiana **7**: 267-282, Schwanfeld.
- JOANNOU, J. & L. KÜHNE (2008): Family Lasiocampidae, Eggar Moths (Bombycoidea). In: KÜHNE, L. (ed.), Butterflies and moth diversity of the Kakamega forest (Kenya): 125-134. - Brandenburgische Universitätsdruckerei und Verlagsgesellschaft, Brandenburg.
- KHAIN, V. E., KORONOVSKY, N. V. & N. A. YASAMANOV (1997): Istoricheskaya geologiya [Historical geology]. - MGU-press, Moscow (in Russian).
- KROON, D. M. (1999): Lepidoptera of Southern Africa. Host-plants & other association. A Catalogue. - Lep. Soc. Africa: 1-160.
- LAJONQUIÈRE, Y., DE (1972): Insectes Lépidoptères Lasiocampidae. - Faune de Madagascar **34**: 1-214, Tananarive, Paris.
- PICKER, M., GRIFFITHS, CH. & A. WEAVING (2002): Field Guide to Insects of South Africa: 342-347. - Cape Town.
- PINHEY, E. C. G. (1976): Moths of Southern Africa. Descriptions and colour illustrations of 1183 species. - A. A. Balkema, Rotterdam.
- ROUGEOT, P.-C. (1977): Lasiocampidae. Missions entomologiques en Éthiopie. - Mém. Mus. nat. Hist. nat. Paris (Zool.) **105**: 85-88, Paris.
- TAYLOR, J. S. (1953): Lepidoptera in eastern Cape province. - J. ent. Soc. Sth Afr. **16** (2): 159-165, Pretoria.
- VÁRI, L., KROON, D. M. & M. KRÜGER (2002): Classification and Checklist of the species of Lepidoptera recorded in Southern Africa. - Chastwood, Australia.
- WALLENGREN, H. D. J. (1860): Lepidopterologische Mittheilungen. II. - Wiener entomologische Monatschrift **4**: 160-168, Wien.
- ZOLOTUHIN, V. V. (1996): 01-208. A system of the Lasiocampidae (Lepidoptera) of Holarctic fauna. - Proceedings of XX International Congress of Entomology: 53, Firenze, August 25-31, 1996.

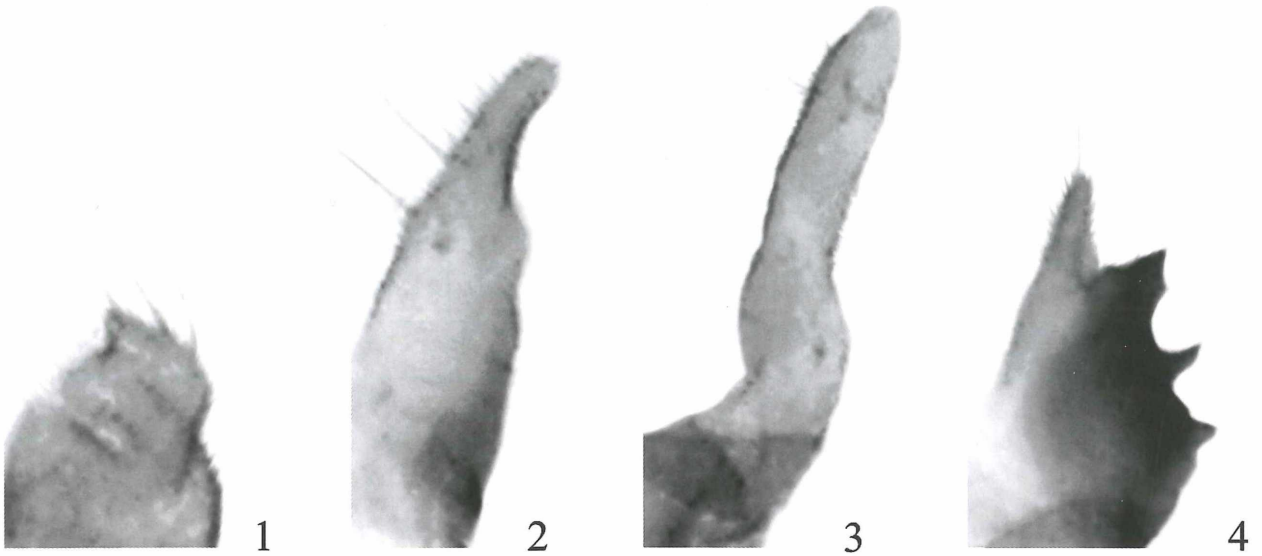
Addresses of the authors

ALEXANDER V. GURKOVICH & Dr. VADIM V. ZOLOTUHIN
Departments of Zoology
State pedagogical University of Uljanovsk
Pl. 100-letija Lenina 4
RUS-432700 Uljanovsk, Russia

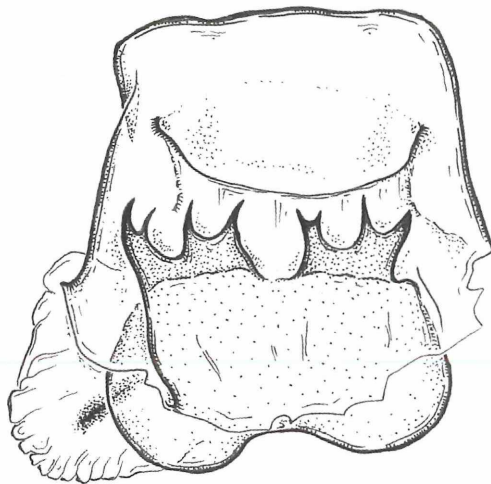
e-mail: gurkovich-stars@mail.ru;
e-mail: v.zolot@mail.ru





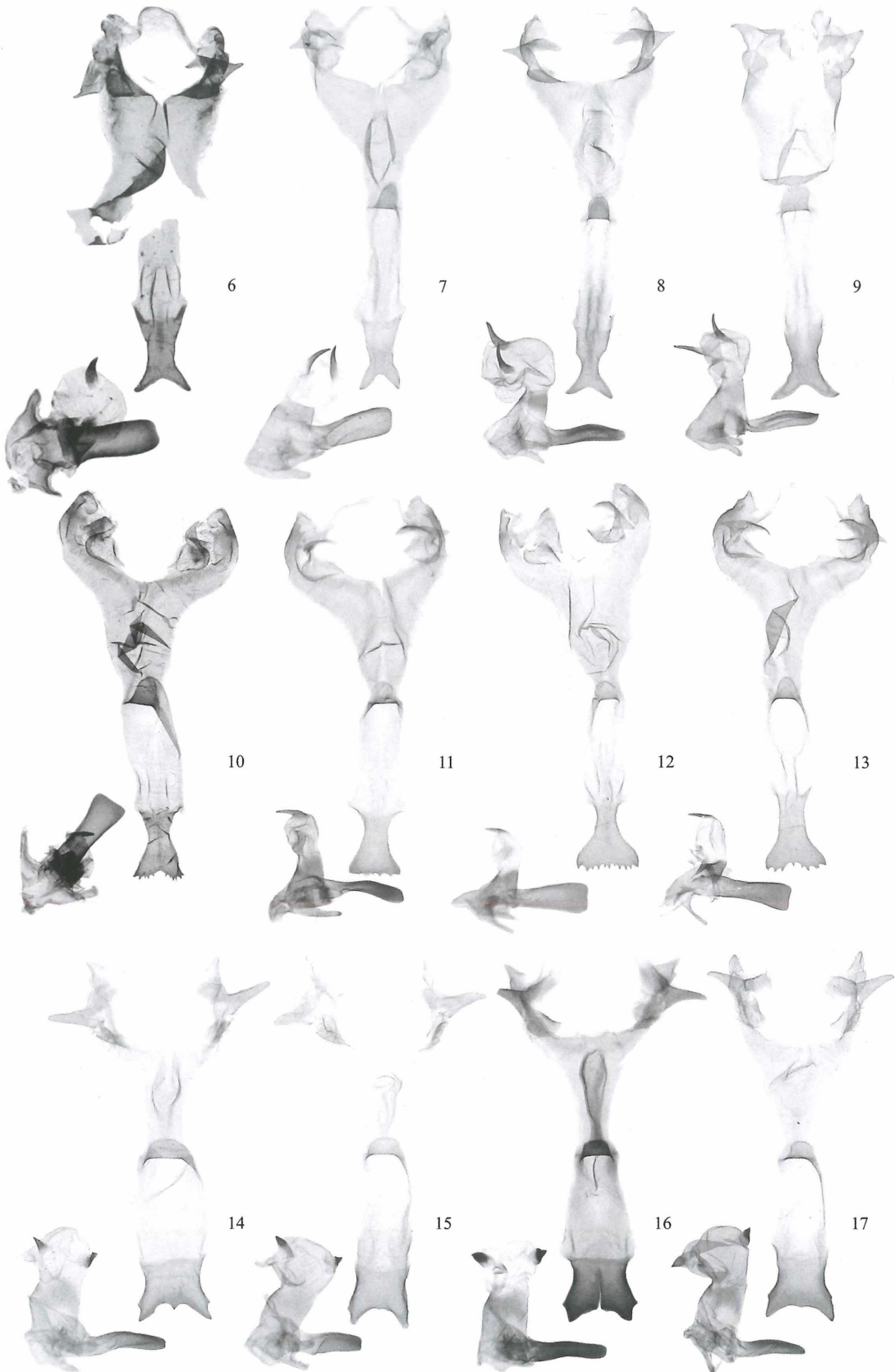


Figs 1-4: Socii enlarged of different *Odontocheilopteryx* species. 1: *O. myxa* WALLENGREN, 1860; 2: *O. dollmani* TAMS, 1930; 3: *O. spicola* spec. nov.; 4: *O. phoneus* HERING, 1928.



5

Fig. 5: Vaginal plate and inner genitalia of *Odontocheilopteryx phoneus* HERING, 1928, holotype ♀, Span. Guinea, Nkolentangan (MHUB).



GAV

Plate I

6: *Odontocheilopteryx myxa* WALLENGREN, 1860, lectotype ♂, [South Africa] Caffraria (GU-9474, RMS). 7: *O. myxa* WALLENGREN, 1860, holotype ♂ of *Odontocheilopteryx ungemachi* Tams, Abyssinia, Pont du Gondder (GU-2007-01, MNHN). 8: *O. myxa* WALLENGREN, 1860, ♂, Rhodesia, Salisbury, 29.V.[19]10, J. O'NEIL (GU-125494, CMNH). 9: *O. myxa* WALLENGREN, 1860, ♂, Zaïre: Lubumbashi, 21.XI.1979, Th. BOUYER (GU-2007-12, MRAC). 10: *O. obscura* AURIVILLIUS, 1927, lectotype ♂, Natal, Durban, 1927 (GU-9472, RMS). 11: *O. obscura* AURIVILLIUS, 1927, ♂, South Africa, Cape prov., Ravens Wood, 125 m, Keiskama River, nr. Rt. N2 bridge, 5.III.1978, D. & M. DAVIS, B. AKERBERGS (GU-125511, CMNH). 12: *O. obscura* AURIVILLIUS, 1927, ♂, Namibia, Waterberg, 22.II.1993, Touristencamp, leg. MEY & EBERT (GU-2008-13, MHUB). 13: *O. obscura* AURIVILLIUS, 1927, ♂, South Africa, Cape prov., Groebal R., Schoemanspoort, N of Oudtshoorn, ca. 700 m, 17.III. 1978, D. & M. DAVIS, B. AKERBERGS (GU-125512, CMNH). 14: *O. maculata* AURIVILLIUS, 1905, lectotype ♂, [Nigeria] Alhadji-Bara (Adamaua), 12.VI.[19]03, SCHULTZE (GU-2007-51, MHUB). 15: *O. maculata* AURIVILLIUS, 1905, ♂, [Zaire] Ituri: Nioka, 27-VII-1953, J. HECQ (GU-2007-09, MRAC). 16: *O. maculata* AURIVILLIUS, 1905, ♂, S.W. Ethiopia, Jimma, 36°49'E, 7°39'N, 1779 m, 5.-29.I.1960, W. RICHTER leg. (GU-2006-04, SMNS). 17: *O. maculata* AURIVILLIUS, 1905, ♂, Uganda, Nsongezi, Kagera R., I 1963, G. COLE (GU-125510, CMNH).

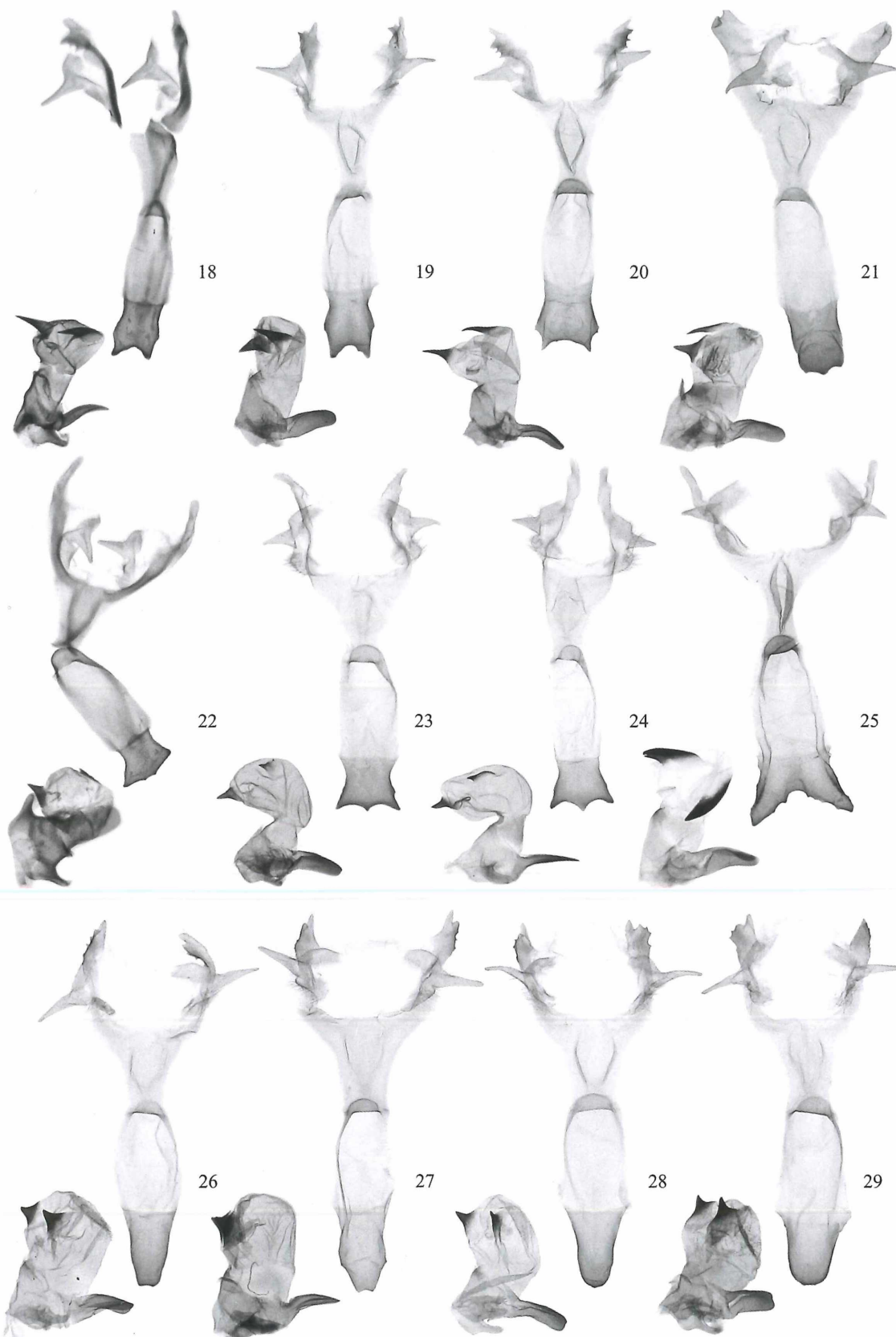


Plate 2

18: *Odontocheilopteryx phoneus* HERING, 1928, holotype ♂ of *Odontocheilopteryx triodonta* TAMS, 1936, Angola, Fazenda Congulu, Amboim district, 7-800 m, 12.-16.IV.1934, Dr. K. JORDAN (GU-1317, BMNH). 19: *O. phoneus* HERING, 1928, ♂, Congo, O'Dzala N. P., H: 400-500, 0°23'N, 14°50'E 29.I.-3.III.1997, leg. SINIAEV & MURZIN (GU-13.485, MWM; GU-13.483, MWM). 21: *O. gracifica spec. nov.*, holotype ♂, [Zaire] Congomeka (Maniema), 20.IX.[19]55, ALB. DUFRANE (GU-2008-01, ISNB). 22: *O. dollmani* TAMS, 1930, holotype ♂, N.W. Rhodesia: Solwezi, 3.III.1917, H. C. DOLLMAN (GU-1318, BMNH). 23: *O. dollmani* TAMS, 1930, ♂, [Zaire] Ht Katanga, Tshinkolobwe, 21.I.1931, J. ROMIEUX (GU-2008-11, MHNG). 24: *O. dollmani* TAMS, 1930, ♂, [Malawi] Zomba, Nyassaland, 600 ft, Coll. H. BARLOW (GU-125492, CMNH). 25: *O. spicola spec. nov.*, holotype ♂, Kenya, Western Prov., Kakamega Forest N.R., sec. forest, 1600m, 3.XII.2001, Lichtfalle (2), 0.21,31N; 34.51,82E, leg. F. N. NAMU (GU-2006-14, SMNS). 26: *O. haribda spec. nov.*, holotype ♂, Ghana, Ashanti-Region, Kumasi-Kwadaso, 300 m, VII 1970, leg. D. SCHRÖDER (GU-LAS-08-16, ZSM). 27: *O. haribda spec. nov.*, paratype ♂, Liberia: Harbell (Marshall Terr.), 21.I.1957, R.M.Fox (GU-2008-51, CMNH). 28: *O. haribda spec. nov.*, paratype ♂, Guinée Fse, Séredou, 18.II.1957, R. PUJOL rec. (GU-2008-007, MNHN). 29: *O. haribda spec. nov.*, paratype ♂, Ghana, Umg. Yamfo, 15.-20.X.1993, leg. et coll. L. KÜHNE (GU-2007-18).

GAV




Plate 3

30, 31: *Odontocheilopteryx cuanza* spec. nov., Nordwest-Angola, Prov. Nordcuanza, Canzele, 30 km nördl. Quiculongo, 18. + 22.X.1957, leg. GERD HEINRICH (holotype ♂: GU-LAS-08-25; paratype ♂: GU-LAS-08-36, ZSM). 32: *O. politzari* spec. nov., holotype ♂, Somali m., Lake Baddana, 1.II.1989, leg. POLITZAR (GU-LAS-08-11, ZSM). 33: *O. politzari* spec. nov., paratype ♂, Kenya, Kibwezi, 700 m, 1.-7.I.2000, Lf., leg. Dr. POLITZAR (GU-13.480, MWM). 34: *O. stokata* spec. nov., holotype ♂, Kenya, South Ukambani, 14.VII.2002, leg. POLITZAR (GU-LAS-08-08, ZSM). 35: *O. stokata* spec. nov., paratype ♂, Kenya, Kibwezi, 20.-31.V.1994, leg. POLITZAR (GU-LAS-08-06, ZSM). 36: *O. scilla* spec. nov., holotype ♂, [Tanzania] Tanganjika, Usambara-Berge, Sakatani, 1500 m, 4.XI.1952, leg. LINDEMANN & PAVLITZKI (GU-LAS-08-15, ZSM). 37: *O. scilla* spec. nov., paratype ♂, [Burundi] Urundi: Kitega m., 2.V.1962, Dr. M. FONTAINE (GU-2007-07, MRAC). 38: *O. ferlina* spec. nov., holotype ♂, Mauretaniens, Boghe, 12.XII.1967, leg. POLITZAR (GU-LAS-08-03, ZSM). 39: *O. meridionalis* VIETTE, 1962, ♂, Madagascar Sud, anc. route Tuléar-Tongobory, Sept Lacs, 1/4.XI.1967, 40 m, P. GRIVEAUD et RATOVOSON (GU-2007-42, MNHN). 40, 41: *O. malagassy* VIETTE, 1962, ♂, [Madagascar] Prinnet, 4.X.1975, P. DUBIEF (GU-2008-07, GU-2008-06, MCSN).

GAV

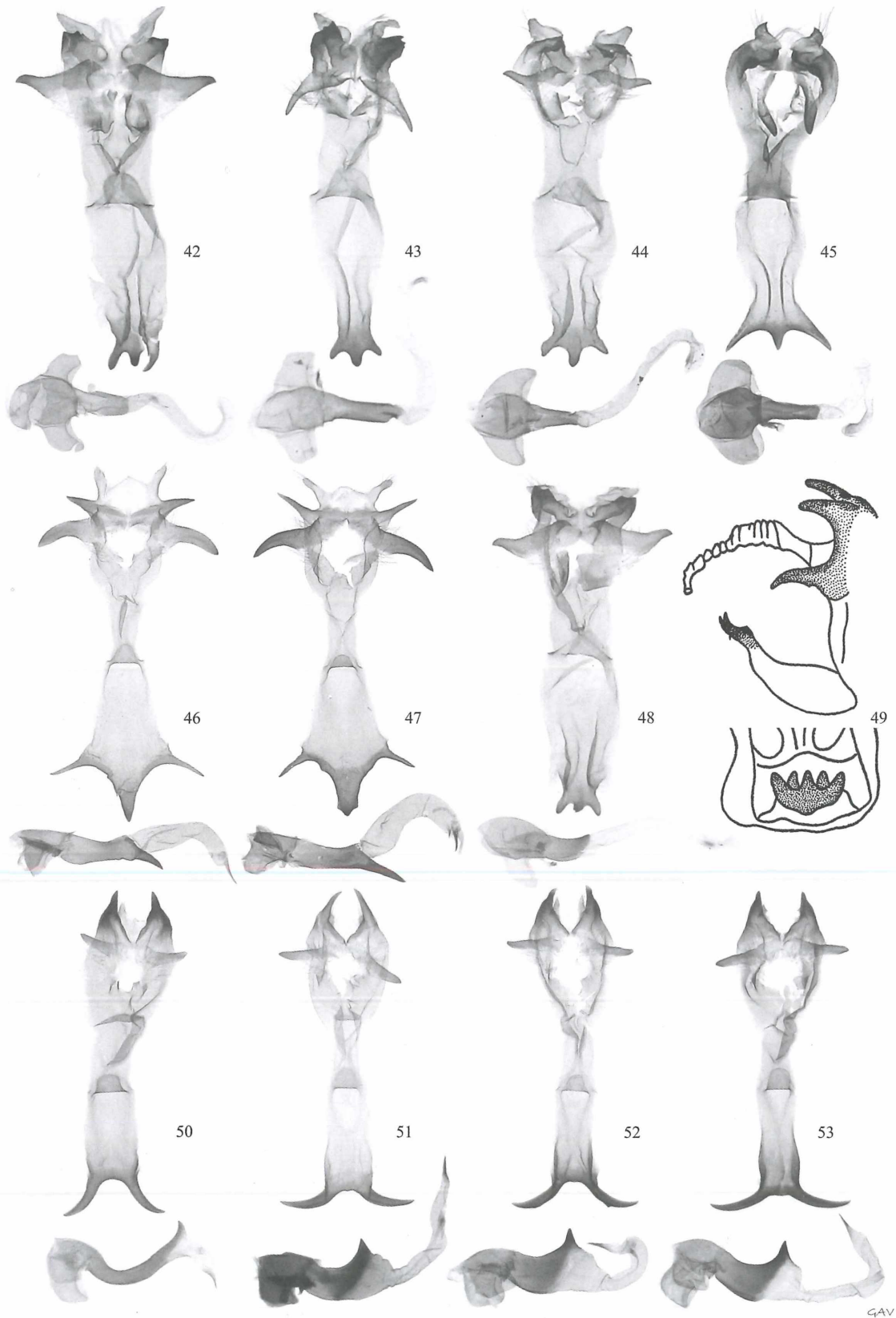


Plate 4

42: *Odontochelopteryx eothina* TAMS, 1931, holotype ♂, [Ethiopia] Abyssinia, Djoubdo (Birbir), 9.VI.1926 (GU-2007-02, MNHN). 43: *O. corvus* spec. nov., holotype ♂, Kenya Western, Kakamega Forest N. P., Buyangu Hill (view point), [23] 1700 m, 22.XI.2002, at light, 0°20'885"N, 34°51'798"E, D. BARTSCH & A. ZAHM leg. (GU-2006-13, SMNS). 44: *O. foedifragus* spec. nov., holotype ♂, Kenya, Aberdares, Galasapo, 12.II.1997, leg. POLITZAR (GU-LAS-08-04, ZSM). 45: *O. pica* spec. nov., holotype ♂, Guinea Equatorial, 2440 m, Isla de Bioco, NE Pico Basile, N 3°36'14", E 8°46'63", 8./9.II.2002, LF, Bergnebelwald, leg. HOPPE (coll. STRÖHLE). 46: *O. pattersoni* TAMS, 1926, ♂, [Zaire] Uele: Paulis, 21.5.1958, Dr. M. FONTAINE (GU-2008-130, MRAC). 47: *O. pattersoni* TAMS, 1926, ♂, [Zaire] Uele: Paulis, 29.VI.1959, Dr. M. FONTAINE (GU-2008-129, MRAC). 48: *O. lajonquierei* ROUGEOT, 1977, ♂, S. Ethiopia, Gidole Prov., Gamu Gofa, 2200 m, 37°26'E, 5°34'N, 23.XI - 5.III 1960, W. Richter leg. (GU-2006-15, SMNS). 49: *O. lajonquierei* ROUGEOT, 1977, holotype ♂, Ethiopie, env. Kébré-Mengist, 2300 m, 24.III.1975, P. C. ROUGEOT leg. (copy from ROUGEOT, 1977: fig. 10, 17, 18 - GU № 646 probably lost, MNHN). 50: *O. similis* TAMS, 1929, holotype ♂, Kamerun, Efulen, H. L. WEBER, Acc. 8190, 16. IX.1916 (CMNH). 51: *O. conzolia* spec. nov., paratype ♂, N-W Sierra Leone, Kenema, X 1974, don. A. ALLAER (GU-2007-20, MRAC). 52: *O. conzolia* spec. nov., paratype ♂, Congo, Odzala NP, H: 400-500, 0°23'N, 14°50'E, 29.I.-3.III.1997, leg. SINIAEV & MURZIN (GU-13.475, MWM). 53: *O. conzolia* spec. nov., paratype ♂, Cameroon, Efulen, H. L. WEBER, Acc. 8190, 15.XI.1924 (GU-2008-33, CMNH).

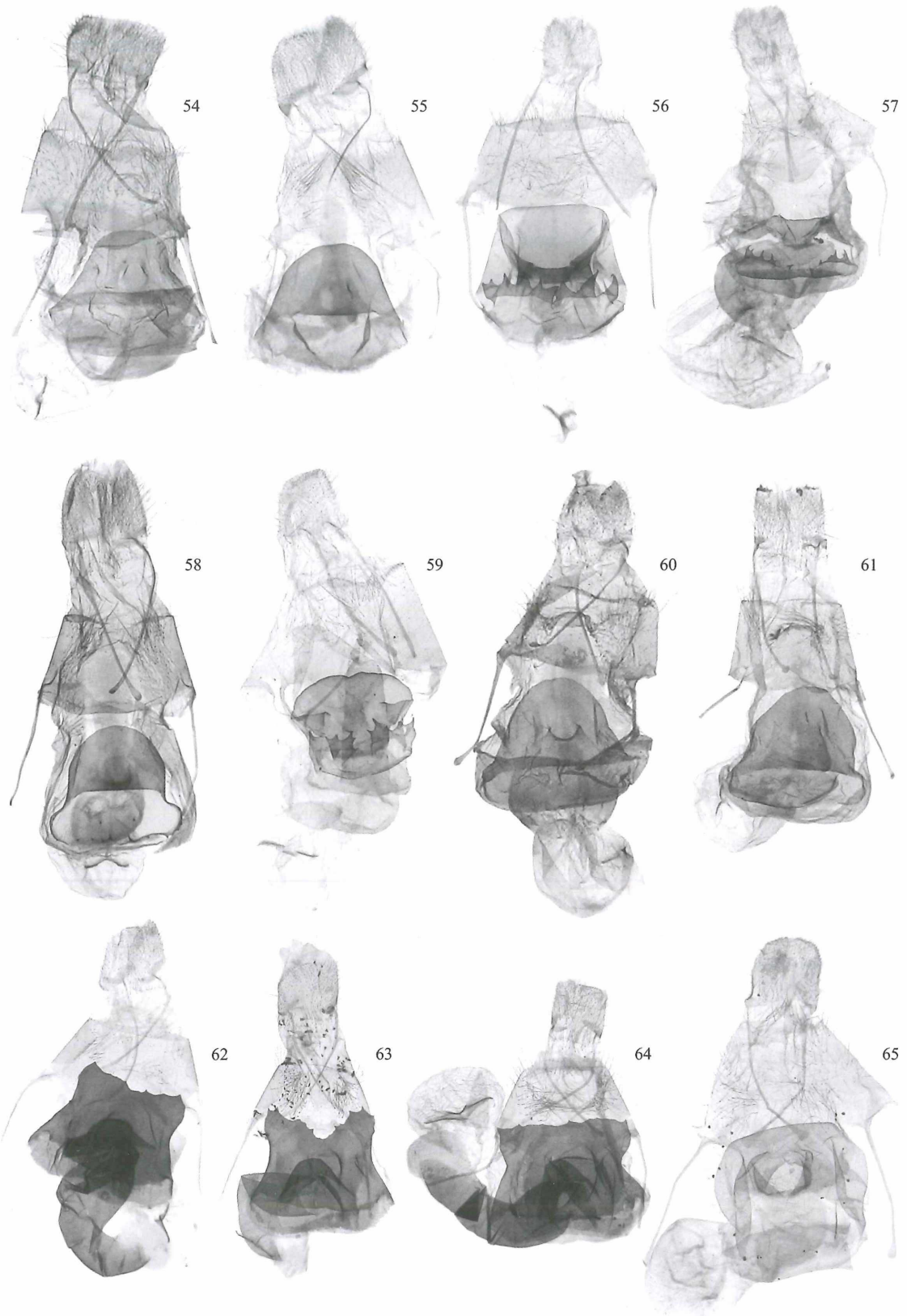


Plate 5

GAV

54: *Odontocheilopteryx myxa* WALLENGREN, 1860, ♀, Kenya, Laikipia Plateau, Mpala Research Centre, 0.293°N, 36.899° E, 14.-16.XI.1998, 1650 m, S. E. MILLER & T. M. KUKLENSKI (GU-125502, CMNH). 55: *O. myxa* WALLENGREN, 1860, ♀, Kenya, Laikipia Plateau, Mpala Research Centre, 0.293°N, 36.899°E, 13.-15.II.1999, 1650 m, S. E. MILLER & T. M. KUKLENSKI (GU-125504, CMNH). 56: *O. phoneus* HERING, 1928, ♀, [Zaire] Uele: Paulis, 3.V.1959, Dr. M. FONTAINE (GU-2007-11, MRAC). 57: *O. dollmani* TAMS, 1930, ♀, [Zaire] Tshinkolobwe, 12.XI.1930, J. ROMIEUX (GU-2008-09, MHNG). 58: *O. obscura* AURIVILLIUS, 1927, ♀, S. Rhodesia, Bulawayo, IX-X 1953, E. PINHEY (GU-125496, CMNH). 59: *O. maculata* AURIVILLIUS, 1905, paralectotype ♀, [Nigeria] Alhadji-Bara (Adamaua), 12.VI.[19]03, SCHULTZE (MHUB). 60: *O. politzari* spec. nov., paratype ♀, Somali m., Caanole Fluß, 19.X.1987, leg. POLITZAR (GU-LAS-08-12, ZSM). 61: *O. politzari* spec. nov., paratype ♀, Kenya, South Ukambani, 1.IV.2001, leg. POLITZAR (GU-LAS-08-07, ZSM). 62: *O. corvus* spec. nov., paratype ♀, Kenya Western, Kakamega Forest N. P., Buyangu Hill (view point), [23] 0°20'885"N, 34°51'798"E, 1700 m, 26.XI.2002, at light, 23.00-3.00 h, Ch. HÄUSER, D. BARTSCH & A. ZAHM leg. (GU-2006-12, SMNS). 63: *O. corvus* spec. nov., paratype ♀, Uganda, Toro, Kibale Forest, XI 1961, R. H. CARCASSON (GU-125491, CMNH). 64: *O. pica* spec. nov., paratype ♀, [Zaire] Uele: Paulis, 14.IV.1956, Dr. M. FONTAINE (GU-2008-03, MRAC). 65: *O. malagassy* VIETTE, 1962, ♀, [Madagascar] Prinnet, 24.IX.1973, P. DUBIEF (GU-2008-12, MCSN).

Legends to the colour plates of the moths

Colour plate 19

- 1: *Odontocheilopteryx myxa* WALLENGREN, 1860, lectotype ♂, [South Africa] Caffraria, I. WAHLB[ERG] (RMS).
- 2: *O. myxa* WALLENGREN, 1860, ♂, S. Africa, Gauteng Province, Hekpoort, Gloster Farm, 25°56'S, 27°38'E, 1500 m, 8.X.1996, leg. et coll. J. JOANNOU.
- 3: *O. myxa* WALLENGREN, 1860, holotype ♂ of *Odontocheilopteryx ungemachi* TAMS, 1931, Abyssinia, Pont du Gondder (MNHN).
- 4: *O. myxa* WALLENGREN, 1860, ♂, Tanzania, 1660 m, Manyara, Ngorongoro, nordwestl. Karatu, S 03°19'39", E 035°36'19", 21.III.-10.IV.2007, leg. et coll. STRÖHLE.
- 5: *O. myxa* WALLENGREN, 1860, ♀, W. Ethiopia (Jlubabor), Gore, 2007 m, X 1959, 35°31'E, 89°8'N, SCHÄUFFELE leg. (SMNS).
- 6: *O. myxa* WALLENGREN, 1860, paralectotype ♀, Caffraria [South Africa] (RMS).
- 7: *O. myxa* WALLENGREN, 1860, ♀, Tanzania, 1660 m, Manyara, Ngorongoro, nordwestl. Karatu, S 03°19'39", E 035°36'19", 21.III.-10.IV.2007, leg. et coll. STRÖHLE.
- 8: *O. myxa* WALLENGREN, 1860, ♀, Kenya, Laikipia Plateau, Mpala Research Centre, 0.293°N, 36.899°E, 13.-15.II.1999, 1650 m, S. E. MILLER & T. M. KUKLENSKI (CMNH).
- 9: *O. myxa* WALLENGREN, 1860, ♀, D.-Ostafrika, Tendaguru, Lindi, XII. 09.-I.10, JANENSCH S.G. (ZMHU).
- 10: *O. obscura* AURIVILLIUS, 1927, lectotype ♂, Durban, 18.IV.[19]08 G.F. LEIGH (RMS).
- 11: *O. obscura* AURIVILLIUS, 1927, ♂, S. Africa, Gauteng Province, Hekpoort, Gloster Farm, 25°56'S, 27°38'E, 1500 m, 8.X.1996, leg. et coll. J. JOANNOU.
- 12: *O. obscura* AURIVILLIUS, 1927, ♂, Südafrika, Western Cape, Umg. Swellendam, Bontebok National Park, 300 m, 30.III.-13.IV.1997, leg. DE FREINA (MWM).
- 13: *O. obscura* AURIVILLIUS, 1927, ♂, South Afr., Cape prov., Ravens Wood, 125 m, Keiskama River, nr. Rt. N2 bridge, 5.III.1978, D. & M. DAVIS, B. AKERBERGS (CMNH).
- 14: *O. obscura* AURIVILLIUS, 1927, ♂, Vêrulam, Natal, Spiller (ZMHU).
- 15: *O. obscura* AURIVILLIUS, 1927, paralectotype ♀, Durban, 18.IV.[19]08, G. F. LEIGH (RMS).
- 16: *O. obscura* AURIVILLIUS, 1927, ♀, Bulawayo, S. Rhodesia, IX-X 1953, E. PINHEY (CMNH).
- 17: *O. gracifica spec. nov.*, holotype ♂, [Zaire] Congomeka (Maniema), 20.IX.[19]55, ALB. DUFRANE (ISNB).
- 18: *O. spicola spec. nov.*, holotype ♂, Kenya, Western Prov. Kakamega Forest N.R. sec. forest, 1600m, 3.XII.2001 Lichtfalle (2) 0.21,31N; 34.51,82E, leg. F. N. NAMU (SMNS).
- 19: *O. dollmani* TAMS, 1930, holotype ♂, N.W. Rhodesia: Solwezi, 3.III.1917, H. C. DOLLMAN (BMNH).
- 20: *O. dollmani* TAMS, 1930, ♂, Ht Katanga, Tshinkolobwe, 21.I.1931, J. ROMIEUX (MHNG).
- 21: *O. dollmani* TAMS, 1930, ♂, Zomba, Nyassaland, 600 ft, coll. H. BARLOW (CMNH).
- 22: *O. dollmani* TAMS, 1930, ♂, Ht Katanga, Tshinkolobwe, 20.XI.1930, J. ROMIEUX (MHNG).
- 23: *O. dollmani* TAMS, 1930, ♀, N.W. Rhodesia: Solwezi, 19.IV.1914, H. C. DOLLMAN (BMNH).
- 24: *O. dollmani* TAMS, 1930, ♀, Tshinkolobwe, 12.XI.1930, J. ROMIEUX (MHNG).
- 25: *O. dollmani* TAMS, 1930, ♀, Zomba, Nyassaland, 600 ft, coll. H. BARLOW (CMNH).
- 26: *O. dollmani* TAMS, 1930, ♀, Salisbury, Rhodesia, 16.X.[19]20, J. A. O'NEIL (CMNH).
- 27: *O. maculata* AURIVILLIUS, 1905, lectotype ♂, [Nigeria] Alhadji-Bara (Adamaua), 12.VI.[19]03, SCHULTZE (ZMHU).
- 28: *O. maculata* AURIVILLIUS, 1905, ♂, S.W. Ethiopia, Jimma, 36°49'E, 7°39'N, 1779 m, 5.-29.I.1960, W. RICHTER leg. (SMNS).
- 29: *O. maculata* AURIVILLIUS, 1905, ♂, Obervolta, Folanzo am Fluß Comoe, 1.III.1985, leg. POLITZAR (ZSM).
- 30: *O. maculata* AURIVILLIUS, 1905, ♂, [C. A. R.] Uamgebiet, Bosum, 1.-10.V.[19]14, TESSMANN S. (ZMHU).
- 31: *O. maculata* AURIVILLIUS, 1905, ♂, Ituri: Nioka, 6.VIII.1953, J. HECQ (MRAC).
- 32: *O. maculata* AURIVILLIUS, 1905, ♀, Obervolta, Folanzo am Fluß Comoe, 28.I.1986, leg. POLITZAR (ZSM).
- 33: *O. maculata* AURIVILLIUS, 1905, paralectotype ♀, [Nigeria] Alhadji-Bara (Adamaua), 12.VI.[19]03, SCHULTZE (ZMHU).
- 34: *O. phoneus* HERING, 1928, holotype ♀, Span. Guinea, Nkolentangan, G. TESSMANN S.G. (ZMHU).
- 35: *O. phoneus* HERING, 1928, ♀, Uele: Paulis 5-XI. 1959, Dr. M. FONTAINE (MRAC).
- 36: *O. phoneus* HERING, 1928, type ♂ of *Odontocheilopteryx triodonta* TAMS, 1936, Angola, Fazenda Congulu, Amboim district, 7-800 m, 12.-16.IV.1934 (Dr. K. JORDAN) (BMNH).
- 37: *O. phoneus* HERING, 1928, ♂, Uele: Paulis, 20.I.1957, Dr. M. FONTAINE (MRAC).
- 38, 39: *O. phoneus* HERING, 1928, ♂, Congo, O'Dzala N. P., H: 400-500, 0°23'N, 14°50'E, 29.I.-3.III.1997, leg. SINIAEV & MURZIN (MWM).
- 40: *O. phoneus* HERING, 1928, ♂, R.C.A., Préfecture de la Lobaye, Mbata, 1.-17.VIII.1969, J. PLANTE leg. (MHNG).

Colour plate 20

- 1: *Odontocheilopteryx ferlina* **spec. nov.**, holotype ♂, Mauretaniens, Boghe, 12.XII.1967, leg. POLITZAR (ZSM).
- 2: *O. haribda* **spec. nov.**, holotype ♂, Ghana, Ashanti-Region, Kumasi-Kwadaso, 300 m, VII 1970, leg. D. SCHRÖDER (ZSM).
- 3: *O. haribda* **spec. nov.**, paratype ♂, Ghana, Umg. Yamfo, 15.-20.X 1993, leg. et coll. L. KÜHNE.
- 4: *O. haribda* **spec. nov.**, paratype ♂, Séredou, Guinée Fse, 18.II.1957, R. PUJOL rec. (MNHN).
- 5: *O. haribda* **spec. nov.**, paratype ♂, [Côte d'Ivoire] Ivory Coast, Foret de Tai, 6.-7.VIII.1985, leg. POLITZAR (ZSM).
- 6: *O. haribda* **spec. nov.**, holotype ♂, Kenya, South Ukambani, 14.VII.2002, leg. POLITZAR (ZSM).
- 7: *O. stokata* **spec. nov.**, paratype ♂, Kenya, South Ukambani, 20.V.1996, leg. POLITZAR (ZSM).
- 8: *O. stokata* **spec. nov.**, paratype ♂, Kenya, Kibwezi, 20.-31.V.1994, leg. POLITZAR (ZSM).
- 9: *O. cuanza* **spec. nov.**, holotype ♂, Nordwest-Angola, Prov. Nordcuanza, Canzele, 30 km nördl. Quiculongo, 22.X.1957, leg. GERD HEINRICH (ZSM).
- 10: *O. cuanza* **spec. nov.**, paratype ♂, Nordwest-Angola, Prov. Nordcuanza, Canzele, 30 km nördl. Quiculongo, 25.X.1957, leg. GERD HEINRICH (ZSM).
- 11: *O. politzari* **spec. nov.**, holotype ♂, Somali m., Lake Baddana, 1.II.1989, leg. POLITZAR (ZSM).
- 12: *O. politzari* **spec. nov.**, paratype ♂, Somali m., Caanole Fluß, 19.X.1987, leg. POLITZAR (ZSM).
- 13: *O. politzari* **spec. nov.**, paratype ♂, Kenya, Nguruman, 28.-30.XII.1990, leg. POLITZAR (ZSM).
- 14: *O. politzari* **spec. nov.**, female paratype, Somali m., Caanole Fluß, 19.X 1987, leg. POLITZAR (ZSM).
- 15: *O. meridionalis* VIETTE, 1962, ♂, Madagascar Sud, anc. route Tuléar-Tongobory, Sept Lacs, 1./4.XI.1967, 40m, P. Griveaud et Ratovoson (MNHN).
- 16: *O. scilla* **spec. nov.**, holotype ♂, Tanganjika, Usambara-Berge, Sakatani, 1500 m, 4.XI.1952, leg. LINDEMANN & PAVLITZKI (ZSM).
- 17: *O. scilla* **spec. nov.**, paratype ♂, Tanganjika, Usambara-Berge, Sakatani, 1500 m, 14.XI.1952, leg. LINDEMANN & PAVLITZKI (ZSM).
- 18: *O. malagassy* VIETTE, 1962, ♂, [Madagascar] Prinnet, 14.VI.1969, P. DUBIEF (MCSN).
- 19: *O. malagassy* VIETTE, 1962, female, [Madagascar] Prinnet, 24.IX.1973, P. DUBIEF (MCSN).
- 20: *O. pattersoni* TAMS, 1926, holotype ♂, Gold Coast, [Ghana] Aburi (BMNH).
- 21: *O. pattersoni* TAMS, 1926, ♂, Uele: Paulis, 30.VIII.1959, Dr. M. FONTAINE (MRAC).
- 22: *O. pattersoni* TAMS, 1926, ♂, Uele: Paulis, 21.5.1958, Dr. M. FONTAINE (MRAC).
- 23: *O. pattersoni* TAMS, 1926, ♂, Sankuru: Dimbelenge, 30.XI.1950, Dr. M. FONTAINE (MRAC).
- 24: *O. pattersoni* TAMS, 1926, ♂, Kenya, Western Prov., Kakamega Forest N. R., sec. Forest, 1600 m, 18.IX 2002, Lichtfalle (2) 0.21,31N; 34.51,82E, leg. L. KÜHNE (SMNS).
- 25: *O. similis* TAMS, 1929, holotype ♂, Kamerun, Efulen, H. L. Weber, Acc. 8190, 16. IX.1916 (CMNH).
- 26: *O. conzolia* **spec. nov.**, holotype ♂, Congo, Odzala NP, H: 400-500, 0°23'N, 14°50'E, 29.I.-3.III.1997, leg. SNIJAEV & MURZIN (MWM).
- 27, 29: *O. conzolia* **spec. nov.**, paratype ♂, Congo, Odzala NP, H: 400-500, 0°23'N, 14°50'E, 29.I.-3.III.1997, leg. SNIJAEV & MURZIN (MWM).
- 28: *O. conzolia* **spec. nov.**, paratype ♂, Cameroon, Efulen, H. L. WEBER, Acc. 8190, 19.IX.1922 (CMNH).
- 30: *O. pica* **spec. nov.**, holotype ♂, Guinea Equatorial, 2440 m, Isla de Bioco, NE Pico Basile, N 3°36'14", E 8°46'63", 8./9.II.2002, LF, Bergnebelward, leg. HOPPE (coll. STRÖHLE).
- 31: *O. pica* **spec. nov.**, paratype ♂, Guinea Equatorial, 1400 m, Isla de Bioco, LF Moca Malabo, Bergregenwaldrand N 3°21'40", E 08°39'43", 15.-21.I.2004, leg. HOPPE (coll. STRÖHLE).
- 32: *O. pica* **spec. nov.**, paratype ♀, [Zaire] Uele: Paulis, 14.IV 1956, Dr. M. FONTAINE (MRAC).
- 33: *O. pica* **spec. nov.**, paratype ♀, Guinea Equatorial, 2440 m, Isla de Bioco, NE Pico Basile, N 3°36'14", E 8°46'63", 8./9.II.2002, LF, Bergnebelward, leg. HOPPE (coll. STRÖHLE).
- 34: *O. eothina* TAMS, 1931, holotype ♂, Abyssinien, Djoubdo (Birbir), 9.VI.1926 (MNHN).
- 35: *O. lajonquierei* ROUGEOT, 1977, ♂, S. Ethiopia, Gidole Prov., Gamu Gofa, 2200 m, 37°26'E, 5°34'N, 23.XI.-5.III.1960, W. RICHTER leg. (SMNS).
- 36: *O. lajonquierei* ROUGEOT, 1977, holotype ♂, Ethiopia, env. Kébré-Mengist, 2300 m, 24.III.1975, P. C. ROUGEOT leg. (MNHN).
- 37: *Odontocheilopteryx* **spec.**, ♂, Ostnigeria, Obudu Cattle Ranch, 2000 m, 19.-20.XII.1970, leg. POLITZAR (ZSM).
- 38: *O. foedifragus* **spec. nov.**, holotype ♂, Kenya, Aberdares, Galasapo, 12.II.1997, leg. POLITZAR (ZSM).
- 39: *O. foedifragus* **spec. nov.**, paratype ♂, Kenya, Gatamayo, 10.-25.II.1995, leg. POLITZAR (ZSM).
- 40: *O. corvus* **spec. nov.**, holotype ♂, Kenya, Western Kakamega Forest N. P., Buyangu Hill (view point), [23] 1700 m, 22.XI.2002, at light, 0°20'885"N, 34°51'798"E, D. BARTSCH & A. ZAHM leg. (SMNS).
- 41: *O. corvus* **spec. nov.**, paratype ♂, Kibale Forest, Toro, Uganda, V 1966, R. H. CARCASSON (CMNH).
- 42: *O. corvus* **spec. nov.**, paratype ♀, Kenya, Western Kakamega Forest N. P., Buyangu Hill (view point), [23] 0°20'885"N, 34°51'798"E, 1700 m, 26.XI.2002, at light, 23.00-3.00 h, CH. HÄUSER, D. BARTSCH & A. ZAHM leg. (SMNS).
- 43: *O. corvus* **spec. nov.**, paratype ♀, Kibale Forest, Toro, Uganda, XI 1961, R. H. CARCASSON (CMNH).

Colour plate 19



Legend to the colour plate 19 see p. 100.

Colour plate 20



Legend to the colour plate 20 see p. 101.

ZOBODAT - www.zobodat.at

Zoologisch-Botanische Datenbank/Zoological-Botanical Database

Digitale Literatur/Digital Literature

Zeitschrift/Journal: [Neue Entomologische Nachrichten](#)

Jahr/Year: 2009

Band/Volume: [63](#)

Autor(en)/Author(s): Gurkovich Alexander V., Zolotuhin Vadim V.

Artikel/Article: [A revision of the African Odontocheilopteyx Wallengren, 1860 \(Lepidoptera, Lasiocampidae\) 77-101](#)