Volume 57 – June 2016

SEL News Lepidoptera

The Newsletter of the Societas Europaea Lepidopterologica









SEL Council Meeting 2016 2

Nachfolge für SEL-Schatzmeister gesucht.....3

New SEL representative for UK.....3

20th SEL Congress in Croatia.....4–5

Preview: 21th SEL Congress in Italy...6

Changes to the list of members/ Changements à la liste des membres/ Änderungen in der Mitgliederliste.....7

News from Nota's editor.....8

Global Taxonomic Database of Gracillariidae.....9

AfroMoths.....10

Schmetterlingsapp.at.....11

Books.....12–13

Recent data on *Heliothea discoidaria* in the municipality of Madrid.....14

A new LED lamp.....15

Investigation of the genetic diversity of the Jersey Tiger.....16

Request to put parasitoids to good use!.....17

Lepidoptera of Central Asia: collecting experience.....18–25

Thunderstorms *versus* successful collecting in the High Alps.....26–27

Ovoviviparity in *Hellinsia albilobatus* (Pterophoridae).....28

European butterflies decorate the United States Capitol.....29–30

Upcoming events & photos.....31–37

Payment reminder/Rappel pour les paiements/Zahlungserinnerung...38

Membership/Cotisation/Mitgliedschaft 39

Application for membership/Bulletin de souscription Aufnahmeantrag.....40

SELepidoptera News (ISSN 0721-8117) is published by the Societas Europaea Lepidopterologica
Editor:
Franziska Bauer
franziska.bauer@senckenberg.de
fbauer.soceurlep@gmail.com

President:
Erik van Nieukerken
nieukerken@naturalis.nl

General Secretary:
Carlos Lopez Vaamonde
carlos.lopez-vaamonde@orleans.inra.fr

Vice President:
Thomas Simonsen
t.simonsen@nathist.dk

Treasurer:
Robert Trusch
trusch@smnk.de

Membership Secretary:
Hossein Rajaei
hossein.rajaei@smns-bw.de

Ordinary council members:
Joaquín Baixeras Almela
joaquin.baixeras@uv.es
Iva Mihoci
iva.mihoci@hpm.hr
Pasquale Trematerra
trema@unimol.it
Boyan Zlatkov
bzlatkov@gmail.com
Andrea Grill
a.grill@univie.ac.at

Web Committee:
Richard Mally
richard.mally@uib.no
Andrea Grill
a.grill@univie.ac.at
Franziska Bauer
franziska.bauer@senckenberg.de

Webmaster for SEL website:
Gregor Kunert
info@kbs-leipzig.de

Publication:
Nota Lepidopterologica
Editor:
Jadranka Rota
jadranka.rota@gmail.com

www.soceurlep.org

SEL Council Meeting 2016

Carlos Lopez-Vaamonde, SEL General Secretary;
carlos.lopez-vaamonde@orleans.inra.fr

The last council meeting was held at the Natural History Museum of Aarhus, Denmark, kindly hosted by Thomas Simonsen on Saturday the 21st of May.

The meeting was attended by Erik van Nieukerken, Robert Trusch, Thomas Simonsen, Carlos Lopez Vaamonde, Hossein Rajaei, Jadranka Rota, Iva Mihoci, Joaquin Baixeras and Boyan Zlatkov.

We discussed about lessons learnt from the last conference in Radebeul and decided that a vademecum with guidelines as advice how to organize a conference will be updated and be available for future events. Iva Mihoci presented information on the forthcoming conference in Croatia, in April 2017. The council is very pleased with the progress made by the conference organizers. We decided to make an effort to have as many students attending as possible. The possibilities to collect in this area make this an excellent venue for all members!

We were also pleased to learn that Pasquale Trematerra is willing to organise the 2019 Congress in Molise, Italy, see elsewhere in News.

We discussed about the financial situation of the society and the importance that members pay their membership in time at the beginning of the year. As a consequence of the financial situation we will print only one issue of Nota Lepidopterologica at the end of the year, whereas the online version is immediately available. The council is looking for a candidate treasurer to succeed Robert Trusch who has done a wonderful job for the last 12 years.

The SEL has currently 591 members and an effort should be made to get new members from countries that are underrepresented currently such as Portugal, the UK and some Eastern European countries.

Richard Mally will be the chair of the website committee. In the future we would like to modify the current website so both membership applications and payment can be done online. It would also be great to be able to download membership cards directly from the web site.

The next council meeting will be held on Sunday the 23rd of April 2017, just before the start of the next SEL conference in Croatia. SEL members with ideas/comments should contact the council, preferably through the general secretary. ▪

Figure 1. SEL Council Meeting in Aarhus, Denmark, in May 2016. F.l.t.r.: Joaquin Baixeras, Boyan Zlatkov, Hossein Rajaei, Erik van Nieukerken, Jadranka Rota, Iva Mihoci, Robert Trusch, Carlos Lopez Vaamonde, Thomas Simonsen.

Nachfolger(in) für den SEL-Schatzmeister gesucht

Robert Trusch, Schatzmeister der SEL; trusch@smnk.de

Die SEL sucht einen neuen Schatzmeister, da der bisherige sein Amt mehr als 10 Jahre ausgeübt hat und für eine erneute Kandidatur nicht mehr zur Verfügung steht. Bisher übten dieses Ehrenamt aus: Dr. Hans-Erkmar Back (1976–1982), Dr. P. Sigbert Wagener (1982–1992), Manfred Sommerer (1992–2004) und Dr. Robert Trusch (2004 voraussichtlich bis 2017).

Der Schatzmeister der SEL ist gemeinsam mit dem Präsidenten und dem Generalsekretär Mitglied des geschäftsführenden Vorstandes unserer Gesellschaft und wird beim Registergericht Mannheim eingetragen. Ein zukünftiger Schatzmeister muss die deutsche Sprache fließend beherrschen und sollte seinen Wohnsitz in Deutschland haben. Erfahrungen in der Vereinsverwaltung sowie im Umgang mit Steuerbehörden und Banken sind von Vorteil.

Die wichtigsten Aufgaben des Schatzmeisters sind:

- Überwachung der Konten der SEL und Buchen aller Umsätze nach Verwendungskategorien (permanent)
- Konto- und Kassenführung in für die Rechnungsprüfer kontrollfähiger Form (permanent)
- Kommunikation mit den lokalen Repräsentanten der SEL („lokale Schatzmeister“) (permanent)
- Umsatzsteuermeldung (¼-jährlich)
- Versand der Mitgliederausweise und Beitrags- sowie Spendenbescheinigungen (jährlich)
- elektronischer Einzug der Beiträge aller Mitglieder, die eine Einzugsermächtigung erteilt haben (jährlich)
- Abgleich der Zahlungen mit der aktuellen Mitgliederliste und Mahnen aller säumigen Mitglieder (mindestens alle zwei Jahre)
- Erklärung zur Gemeinnützigkeit des Vereins (alle drei Jahre, zuletzt erfolgt 05/2016)

Als eine neue Aufgabe erwartet der Vorstand zukünftig die Etablierung eines Systems der Online-Bezahlung zur Erneuerung der Mitgliedschaft sowie möglichst eines online zu beziehenden Ausweises. Ferner soll gemeinsam mit dem Mitgliedersekretär eine Vernetzung von Mitgliederverwaltung und Buchhaltung hergestellt werden.

Als Schatzmeister nehmen Sie an den jährlichen Vorstandssitzungen der SEL teil, welche an interessanten Plätzen in Europa stattfinden. Sie treffen führende Lepidopterologen unseres Kontinents und gestalten die Zukunft der europäischen Gesellschaft für Schmetterlingskunde mit.

Interessenten melden sich bitte beim Präsidenten der SEL, Dr. Erik J. van Nieukerken (E-Mail: nieukerken@naturalis.nl) und/oder beim aktuellen Schatzmeister Dr. Robert Trusch (trusch@smnk.de).

▪

Matthew Gandy, new SEL representative for UK

Matthew Gandy joined the SEL in 2012. He is Professor of Geography at the University of Cambridge, having previously worked at University College London and the University of Sussex. He has published widely on urban, cultural, and environmental themes. His book “Moth” has just been published by Reaktion in 2016 and he has written about the history of malaria and other water-related themes in his book “The Fabric of Space” (The MIT Press, 2014). He has a long-standing interest in European Lepidoptera and has undertaken survey work in the UK, Germany, and Spain. He enjoys photography and has set up a website of his work called Lepidoptera Gallery:

www.lepidopteragallery.org

▪

Contact details
Professor Matthew Gandy
Department of Geography
University of Cambridge
Downing Place
Cambridge CB2 3EN
email: mg107@cam.ac.uk
http://www.geog.cam.ac.uk/people/gandy

20th European Congress of Lepidopterology, Podgora, Croatia April 24 to April 30, 2017 – *Second announcement*

Iva Mihoci & Martina Šašić, Croatian Natural History Museum Demetrova 1, HR-10000 Zagreb, Croatia; iva.mihoci@hpm.hr; martina.sasic@hpm.hr

The council of the Societas Europaea Lepidopterologica (SEL) and the Croatian Natural History Museum in Zagreb, Croatia, are kindly inviting you to the 20th European Congress of Lepidopterology, taking place in Podgora, Croatia from April 24 to April 30, 2017.

The congress, situated in a beautiful part of Croatia, will offer an exciting and varied scientific programme.

Deadlines
Early registration: September 1, 2016
Regular registration: September 1 – November 30, 2016
Late registration: January 31, 2017
Abstract submission: January 31, 2017

Hotel accommodation & excursions
The congress will take place at the Medora Hotel in Podgora, Croatia (https://medorahotels.com/en). Special prices are offered for Congress members. Please make your hotel reservation on the following document on http://sel2017.conferenceatnet.com and send it directly to: mice@medorahotels.com.

Note that congress excursions are included in the room rate if you take the full package (six nights).There are also additional accommodations in the vicinity of the congress venue.

Additional information
Members of The Lepidopterist's Society are treated as SEL members (LepSoc members please register as SEL members).

The SEL is offering prices for the best student presentation and poster for BSc, MSc and PhD students. When submitting your talk, you can indicate whether you would like to compete. The SEL can offer support for some members who have difficulties finding support otherwise. Please send a request to selcroatia2017@gmail.com before January 29, 2017 and register online.

For additional information please contact the organizers: iva.mihoci@hpm.hr or martina.sasic@hpm.hr

Please visit the congress website http://sel2017.conferenceatnet.com and follow updates on https://www.facebook.com/soceurlep

Figure 1. Neretva

Figure 2. Biokovo Nature Park

Figure 3. *Proterebia afra*, Biokovo Nature Park

Preview: 21st European Congress of Lepidopterology, Molise, Italy

Pasquale Trematerra, Department S.A.V.A. Univ. Molise Edificio Facoltà di Agraria, I-86100 Campobasso, Italy; trema@unimol.it

The Università degli Studi del Molise (in Campobasso, Italy) would like to invite members of SEL to the congress in 2019!

The University of Molise has 6 Departments: Agricultural, Environmental and Food Sciences; Economics, Management, Society and Institutions; Humanities, Education and Social Sciences; Biosciences and Territory; Law; and Medicine and Health Sciences. The University of Molise counts 4 University campuses, 9000 students, 105 PhD students and about 600 teaching and non-teaching staff members.

Molise is a small region located in central Italy, between the Apennines and the Mediterranean sea, where forests give space to valleys and high plateaus and where you can visit cities and small villages with their castles.

Although Molise is a small region, there are many interesting natural sites. There are two UNESCO "Man And Biosphere" reserves in Montedimezzo and Collemeluccio to allow for sustainable growth and protection of biodiversity. Furthermore, in Capracotta there is a botanical garden where the nature of Apennines has been re-created. Entomologists can also go trekking in The National Park of Abruzzo, Lazio and Molise are covering a part of the region at the border with Abruzzo. In these mountains the Volturno river has its sources. It runs across the WWF oasis Le Mortine and then drops into the Tyrrhenian Sea, in the Campania Region. There is also another WWF oasis in the area of Guardiaregia-Campochiaro, covering the Matese Mountains, with the elegant 2045m high summit of Mount Miletto. This natural park is known especially for its caves and karst formations and the characteristic canyon made by the Torrente Quirino, with the spectacular 100m high waterfall of San Nicola.

In this area Biferno River originates, dropping into the Adriatic. Following its course, you can discover how the territory of Molise changes.

The Adriatic coast of Molise is generally soft and sandy but there are also rocky headlands. In Petacciato you will enjoy the shade of pine forests, dozing lulled by the rhythmic sound of the waves and cicadas.

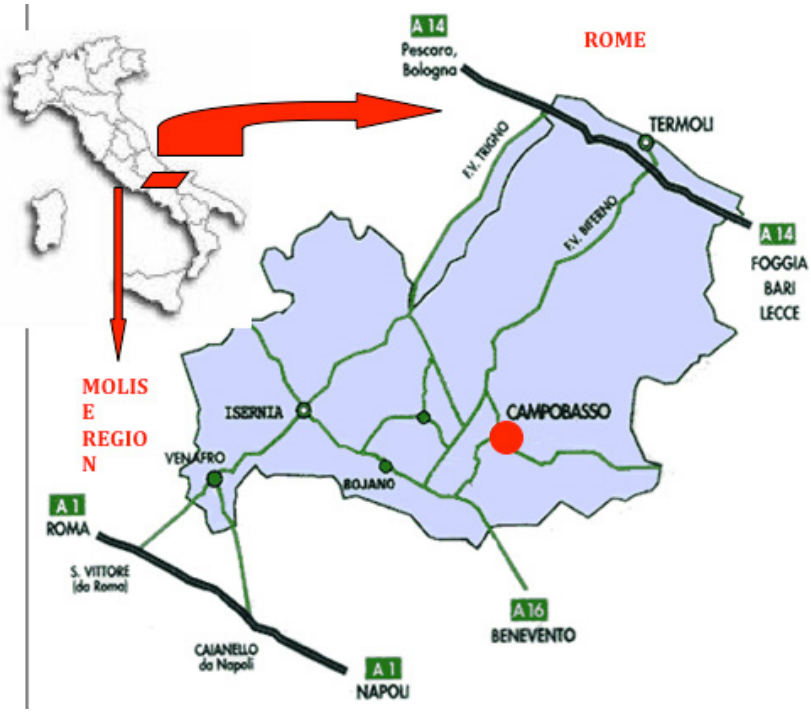

Figure 1. How to reach Campobasso

How to reach Campobasso

Campobasso is rather far from the main airports: 250 km from Rome's airports Fiumicino or Ciampino, 160 km from Naples, Capodichino airport, 180 km from Pescara's Aeroporto Internazionale d'Abruzzo and 217 km from Bari Palese airport (Figure 1). There are plenty of possibilities to travel by train or bus, particularly from Rome, but the car is a good alternative for more freedom. Closer to the congress dates we will provide more information.

Figure 2. Buildings of Università degli Studi del Molise

Figure 3. Aspect of Apennine Mountains in the Molise region

Changes to the list of members – Änderungen in der Mitgliederliste – Changements à la liste des membres

Hossein Rajaei, SEL membership secretary; hossein.rajaei@smns-bw.de

Abbreviations – Abkürzungen – abréviations
SI: special interests – Interessen – intéresses

New members – Neue Mitglieder – Nouveaux membres 2016

Espeland, Marianne
Zoologisches Forschungsmuseum Alexander Koenig, Adenauerallee 160, 53125 Bonn, Germany, M.Espeland@zfmk.de, SI: Papilionoidea

Jiang, Nan
Institute of Zoology, Chinese Academy of Sciences, 1 Beichen West Road, Chaoyang District, CN-100101, Beijing, China, jiangn@ioz.ac.cn, SI: Taxonomy of Geometridae in China

Gomboc, Stanislav
SI: Lepidoptera of Central Europe and the Balkans

Rekelj, Jurij
jurij.rekelj@gmail.com, SI: Lepidoptera, Psychidae

Wood, Graham
aainsects@aainsects.com.au, SI: Line breeding (*Ornithoptera priamus*), breeding biology of butterflies and Lycanidae

Changes in addresses – Geänderte Anschriften – Changements d'adresses

Casini, Paolo Maria
New email address: paolomaria.casini@gmail.com

Infusino, Marco
Consiglio per la ricerca in Agricoltura e l'analisi economica agraria, Via Catania, I-87046, Montalto Uffugo (CS), Italy

Lopez Vaamonde, Carlos
Institut National de la Recherche Agronomique (INRA), 2163 Avenue de la Pomme de Pin, CS 40001 Ardon, F-45075, Orleans Cedex, France

Matov, Alexej
Zoological Institute RAS, Universitetskaja emb., 1, 199034 Saint Petersburg, Russia

Rota, Jakranka
Lund University, Department of Biology, Sölvegatan 37, 22362 Lund, Sweden

Tarmann, Gerhard
New email address: zyg.kernow@outlook.com

Ulaşlı, Başak
New email address: basaktok@yandex.com

Ustjuzhanin, Petr Y
Altai State University, Lenina 61, 656049-Barnaul, Russia, New email address: petrust@mail.ru

Wahlberg, Niklas
Lund University, Department of Biology, Sölvegatan 37, 22362 Lund, Sweden

Resignations – Austritte – Démissions

Björklund, Jan Olov
Fältström, Jan
Hardersen, Sönke
Koutroubas, Athanassios
Longo Turri, Giuseppe
Mazel, Robert
Moore, Richard J.
Oboyski, Peter
van Oorschot, Harry

Deceased – Verstorben – Décédé

Keymeulen, Angel L. S. (December 16, 2015)
Vis, Ruud (January 18, 2016)

Both issues of Nota Lepidopterologica arriving in December

Jadranka Rota, Lund University, Department of Biology, Sölvegatan 37, 22362 Lund, Sweden; jadranka.rota@gmail.com

As was discussed at the General Meeting at the SEL congress in Dresden in 2015, our society needs to introduce various measures for saving money. One such measure is printing and mailing Nota to our members only once a year, which will allow us to save several thousands of euros per year.

Nota will continue to have two issues per year. The final article from our first issue of 2016 was published online on May 18. In this issue we published obituaries for two of our deceased members, Pamela Gilbert, who was an honorary member of the SEL, and Marc Meyer, who organized the SEL congress in Luxembourg in 2011. There were also four research articles and two short communications published, dealing with the biology of the spilomeline *Diasemiopsis ramburialis* (Pyralidae, s.l.) in Iran by Haghani et al., two montane species of *Dichrorampha* (Tortricidae) from the Balkans and Caucasus by Boyan Zlatkov, distribution of Cossidae in Mongolia by Yakovlev et al. (Figure 1), a synonymic list of names associated with *Melitaea phoebe* (Nymphalidae) by Russell and Tennent, a new species of *Spiniphallellus* (Gelechiidae) by Jari Junnilainen (Figure 2), and Alucitidae in Mongolia by Ustjuzhanin et al. (Figure 3).

We have also just published the first article of the second issue of this year's Nota on June 13. This article is about host ant use of the *Phengaris* butterflies (Lycaenidae) in the Czech Republic by Pech and Sedláček.

Visit the Nota web page at http://nl.pensoft.net and enjoy all the articles!

▪



Figure 1. *Gobibatyr ustyuzhanini* Yakovlev, 2004, a species of Cossidae that ranges into Mongolia. Figure from Yakovlev et al. 2016 Nota Lep. article.

Figure 2. *Spiniphallellus chrysotosella* Junnilainen, 2016, a new species of Gelechiidae described by Jari Junnilainen in his 2016 Nota Lep. article.

Figure 3. The locality in Mongolia where Alucitidae were discovered for the first time. Figure from Ustjuzhanin et al. 2016 Nota Lep. article.

Global Taxonomic Database of Gracillariidae (Lepidoptera)

Jurate de Prins; jurate.deprins@gmail.com

The searchable website http://www.gracillariidae.net is a service to the broad community of users who are interested in insect moth/plant/parasitoid interactions, natural history, verified detailed global distribution pattern of these very beautiful fascinating moths having amazingly interesting and adapted natural history of mining and complex evolutional pattern. This online tool certainly will aid any SEL member and everybody who is interested in the micro-world to correctly identify these micro moths in nature and in collections. I am providing links to the DNA data banks BOLD and Genbank, also links to the Biodiversity Heritage Library aiming to create and present a holistic interlinked tool integrating taxonomy and natural history with the most modern research of today.

The tool itself has already a history of 10 years. It was launched online in 2006, a year after the publication of the World Catalogue of Insects. Vol. 6 Gracillariidae, by De Prins and De Prins (2005), clearly realizing that catalogues are extremely necessary to everybody when they are updated, correct as far as possible, complete, searchable and offer free access to everybody who is interested. Ten years later you can see it online now. The author did not build any academic career while making the verified and searchable catalogues http://www.gracillariidae.net and http://www.afromoths.net but receives a lot of pleasure from hundreds of users all over the world.

Please do not hesitate to comment, to improve and to contribute with images, DNA accession numbers, pdfs of your publications, interesting findings and comments. It is the benefit of everybody if we have reliable correct and well-structured information online.

▪

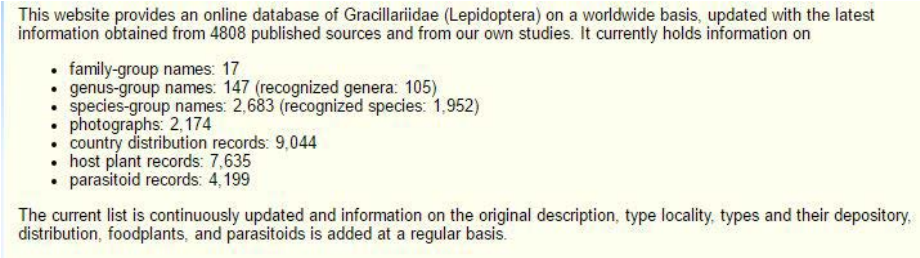

This website provides an online database of Gracillariidae (Lepidoptera) on a worldwide basis, updated with the latest information obtained from 4808 published sources and from our own studies. It currently holds information on

- family-group names: 17
- genus-group names: 147 (recognized genera: 105)
- species-group names: 2,683 (recognized species: 1,952)
- photographs: 2,174
- country distribution records: 9,044
- host plant records: 7,635
- parasitoid records: 4,199

The current list is continuously updated and information on the original description, type locality, types and their depository, distribution, foodplants, and parasitoids is added at a regular basis.

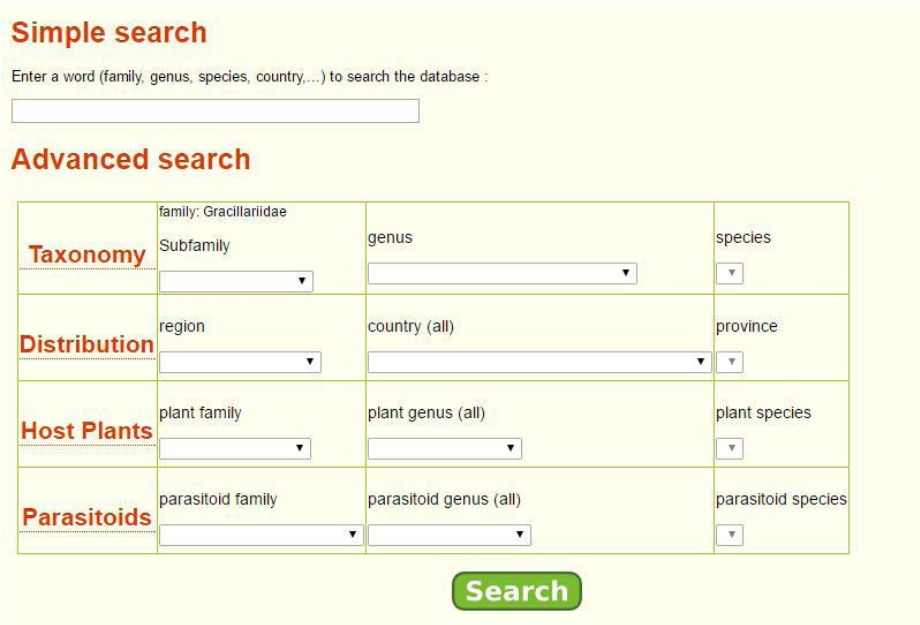

Simple search

Enter a word (family, genus, species, country,...) to search the database :

Advanced search

Taxonomy	family: Gracillariidae Subfamily	genus	species
Distribution	region	country (all)	province
Host Plants	plant family	plant genus (all)	plant species
Parasitoids	parasitoid family	parasitoid genus (all)	parasitoid species

Search

Afromoths, an online database of Afrotropical moth species

Willy & Jurate de Prins; willy.deprins@gmail.com; jurate.deprins@gmail.com



The objective of this searchable website (http://www.afromoths.net) is to make all relevant information (taxonomy, distribution, foodplants) on every Afrotropical moth species hitherto known (currently 27,635 species), accessible to any user worldwide.

On the home page a simple search field allows to search for any content in the database. Just typing "sou" will return a list of words starting with these characters like "*soudanensis* [Species]", "South Kivu [province]" or "South Africa [country]". After selecting one item from the list, all the relevant information of the selection will be shown in an instant.

The website currently contains well over 11,000 pictures and these can be filtered by family, subfamily and genus. A click on the thumbnail will show an enlarged picture and a click on the name will guide the user to the individual page of the selected species, from where it is possible to browse to other species in the genus, to larval foodplants, or to different countries.

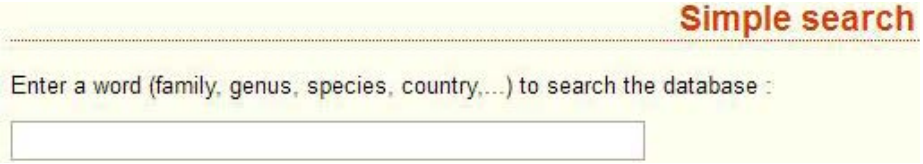

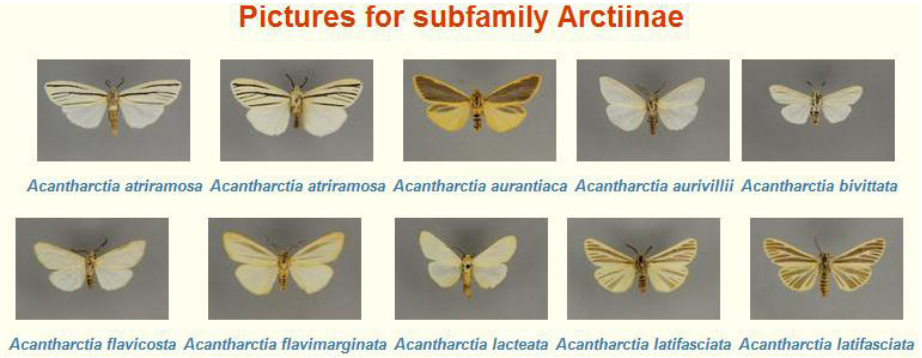

The "Advanced search" possibilites allow the user to perform complex searches combining several search critera, like "show all Saturniidae occurring in Kenya living on Combretaceae".

All information contained on the website is retrieved from a huge amount of literature sources (currently close to 7,000 sources), other databases, museum collections, personal contacts with several citizen and professional lepidopterists.

The website contains links to the original descriptions in the Biodiversity Heritage Library and when the geographical coordinates of a type locality are known, a simple click will show the exact location in Google Maps.

If ever you would like to contribute to this project, please contact the scientific editors at jurate.deprins@gmail.com or willy.deprins@gmail.com. Thank you very much.

We acknowledge the precious help from the Belgain Biodiversity Platform (BELSPO), especially André Heughebaert and Nicolas Noé, without whose help the website would not be as it is.

Please visit http://www.afromoths.net.

▪

Erste Schmetterlings-App Österreichs gibt Schmetterlingen eine Stimme

Stiftung „Blühendes Österreich“ & GLOBAL 2000

Die REWE International Stiftung „Blühendes Österreich“ und die Umweltschutzorganisation GLOBAL 2000 rufen mit der App „Schmetterlinge Österreichs“ zur ersten Schmetterlings-Volkszählung Österreichs auf. Die neue und innovative App hat sich dabei die mobile Kontaktbörse Tinder zum Vorbild genommen und ermöglicht das einfache Kennenlernen von Schmetterlingen in der näheren Umgebung des Users.

„Die Schmetterlingsvielfalt ist ein wesentlicher Indikator für ein gesundes Ökosystem. Diese hochspezialisierten Lebewesen haben allerdings – im Gegensatz zu den Honigbienen – noch keine organisierte Lobby, die ihre Anliegen unterstützt, obwohl sie wichtige Bestäuber der Pflanzenwelt sind. Wir möchten mit dieser App den Schmetterlingen Österreichs eine Stimme verleihen – und gleichzeitig aufzeigen, was getan werden kann, um das Schlimmste zu verhindern“, fasst Martin Aschauer, Leiter der Öffentlichkeitsarbeit von GLOBAL 2000, zusammen, warum sich die Umweltschutzorganisation für den Schutz der Schmetterlinge engagiert.

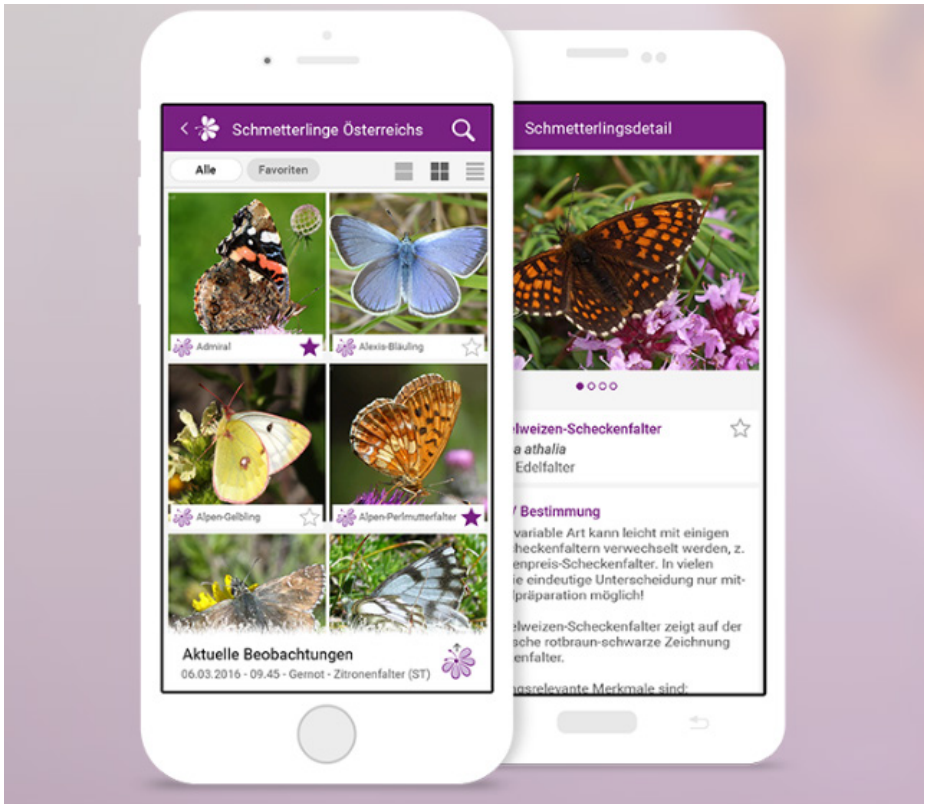

Ab sofort: App „Schmetterlinge Österreichs”. Obwohl Österreich zu den schmetterlingsreichsten Ländern Europas gehört, sind auch hier viele Schmetterlingsarten massiv bedroht. Mit der App „Schmetterlinge Österreichs” (https://www.schmetterlings-app.at) holen die Stiftung Blühendes Österreich und GLOBAL 2000 unsere gefährdeten Tagfalter vor den Vorhang. Mit Deiner Hilfe starten wir die erste Schmetterlings-Volkszählung Österreichs!

Etwa die Hälfte der 4.070 in Österreich vorkommenden Schmetterlingsarten sind in ihrem Bestand gefährdet – noch gehört Österreich zu den schmetterlingsreichsten Ländern Europas, aber 51,6 Prozent aller Tagfalter Österreichs gelten aktuell bereits als gefährdet!

„Bei Schmetterlingen denken viele von uns an die bunten, artenreichen Blumenwiesen unserer Kindheit. Schmetterlinge zählen jedoch mittlerweile zu den gefährdetsten Tierarten weltweit, obwohl sie einen essenziellen Beitrag zu unserem Ökosystem leisten. Breite Maßnahmen zu ihrem Schutz sind hier wesentlich und wir alle können und müssen dazu beitragen, ihren Lebensraum zu erhalten. Die Schmetterlings-App ist ein wichtiger Beitrag dazu”, ergänzt Ronald Würflinger, Geschäftsführer der Stiftung „Blühendes Österreich“.

Mit der neuen App können Schmetterlinge einfach und schnell fotografiert und bestimmt werde. Sie beinhaltet Informationen und Bilder von 140 heimischen Tagfaltern, viele weitere werden folgen. Mittels übersichtlichen Filtern und „Wischen” kann der richtige Schmetterling spielerisch gefunden und „gematcht“ werden. Es können auch bereits abgespeicherte und vorhandene Schmetterlingsfotos hochgeladen und bestimmt werden.

Wenn ein Schmetterling nicht bestimmt werden kann, wird die Community aktiviert und eingebunden – es kann um Hilfe gebeten werden. Die User der App sind dann aufgerufen, Kommentare und Bestimmungstipps abzugeben. Unter der Rubrik „Bestenliste“ sind aktuelle Informationen zu den am häufigsten gesehenen Schmetterlingen, zu den fleißigsten Beobachtern und zu den fleißigsten Helfern zu finden. Es besteht die Möglichkeit zur Anlage einer persönlichen Favoritenliste, die Fotos können geteilt und geliked werden. Ein Veranstaltungskalender und Informationen rund um Schmetterlinge und Tagfalter in Österreich runden die App ab.

So können im eigenen Garten, beim Wandern, bei Schulausflügen oder beim Spazierengehen durch den Park Schmetterlinge beobachtet und gemeldet werden: Mit der App „Schmetterlinge“ wird das größte Schmetterlingsportal Österreichs und ein landesweites Citizen-Science-Projekt aufgebaut. Die Fotos, Steckbriefe und die Galerie der Userbeobachtungen sind auch online unter https://www.schmetterlingsapp.at zu finden.

▪

Books

New Publications

Loe Bar and the Sandhill Rustic Moth: The Biogeography, Ecology and History of a Coastal Shingle Bar, by Adrian Spalding 2015. ISBN: 978-90-04-27029-9, Brill, Leiden. 346 pages, 25 figures, 64 tables, 16 maps, 57 photographs and 2 appendices. €75.00
http://www.brill.com/products/book/loe-bar-and-sandhill-rustic-moth

A new book on Loe Bar written by Adrian Spalding has just been published by Brill. Adrian is Linguistic Editor of Nota Lepidopterologica. He has had a life-long passion for wildlife and in the book Adrian examines the survival of plants and animals on this Cornish shingle beach in the context of its history, geomorphology and exposure to the Atlantic gales. This book is the result of 20 years study of *Luperina nickerlii*, with information on the several subspecies across Europe including morphometric and genetic studies. More especially the book focuses on the subspecies *leechi* at its only known site, with sections on morphology, life cycle, responses to weather, within-habitat patterns of distribution, population studies, predation, crypsis and conservation.

▪

"In many ways, then, this text is a first as this lovely book investigates almost every conceivable aspect of the scarce coast-hugging Sandhill Rustic Luperina nickerlii *and its closest relatives - a particularly welcome addition to the literature."*
Professor R.L.H. Dennis.



Moth, by Matthew Gandy 2016, ISBN: 978-17-80-23585-1, Reaktion Books Ltd, Waterside. 240 pages. £12.95
http://www.reaktionbooks.co.uk/display.asp?ISB=9781780235851

Unlike their gaudy day-flying cousins, moths seem to reside in the shadows as denizens of the night, circling around street lights or caught momentarily in the glare of car headlights on a country lane. There are, however, many more species of day-flying moths than there are of butterflies, and as for colours and patterns, many moths rival or even exceed butterflies in the dazzling range of their markings.

The study of moths formed an integral part of early natural history and many thousands of drawings, paintings and physical specimens remain in museum collections. In recent years there has been a renewed surge of interest in moths facilitated by advances in digital photography, the web-based dissemination of scientific expertise and new cartographic projects that enable direct collaboration between amateur experts and scientifically framed research projects. The rich history of vernacular names speaks to the significant place of moths in early cultures of nature: names such as the Merveille du Jour, the Green-brindled Crescent and the Clifden Nonpareil evoke a sense of wonder that connects disparate fields such as folklore, the history of place and early scientific texts.

▪



Four recent colour books on the Lepidoptera in Natural Parks of Central Italy, authored by Adriano Teobaldelli

The Author has explored, collected and studied the lepidopteran fauna of central Italy's Natural Parks, in particular those situated in the Marche Region, from the coast of the Adriatic Sea in the east to the highest summits of the Sibillini Mountains (Apennines) in the west. He collected over 1200 species, among them some endemics and rarities. The natural parks he explored are the following: Natural National Park of Sibillini Mountains; Natural Regional Park of Conero; Natural Regional Park of Gola della Rossa e Frasassi; Natural Reserve of Torricchio; Natural Reserve of Abbadia di Fiastra; Natural Reserve Orto Botanico "Selva di Gallignano"; Natural Reserve of Valleremita; Natural Reserve of Ripa Bianca di Iesi.

Accomplishing the research, exploration and study of those protected naturals territories took 30 years. During his work the author has published four books on the Lepidoptera fauna (Figures 1–4).

Every book consists of an introduction, a description of territory, climate and vegetation, as well as general aspects of Lepidoptera, their classification, origin, evolution, anatomy, life cycle, migration, and defence strategies. Further they explain methods of collecting, breeding in captivity, give description and illustration of significant species, a systematic list of the species, and a bibliography.

For further information, please contact the author:
Dr. Adriano Teobaldelli, Via Peranda 38, I-62100 Macerata, Italy; adrianoteobaldelli@libero.it

▪

Figure 1. Le farfalle del Parco Naturale del Conero 2008. 159 pp, 188 colours photos, 467 species presented



Figure 2. Le Farfalle del Parco Nazionale dei Monti Sibillini 2010. 232 pp, 346 colours photos, 831 species presented

Figure 3. Le farfalle della Riserva Naturale Abbadia di Fiastra 2011. 135 pp, 223 colours photos, 388 species presented

Figure 4. Le farfalle dell'Orto botanico botanico "Selva di Gallignano" 2014. 152 pp, 288 colours photos, 230 species presented

Recent data on *Heliothea discoidaria* Boisduval, 1840 in the municipality of Madrid (central Spain) (Geometridae: Geometrinae)

Gareth Edward King, Departamento de Biología (Zoología), Universidad Autónoma de Madrid, C/. Darwin, 2, 28049 Cantoblanco (Madrid), Spain; sterrhinae@gmail.com

This Ibero-Mahgrebi endemic species is regarded as a montane element found between 1,000–1,700m (Hausmann 2001), nevertheless, there are data lower down at 650–662m from Villaviciosa de Odón (Cifuentes et al. 2003) just south-west of Madrid municipality (Figure 1). Izco (1984) divides Madrid bio-geographically into the Sierra de Guadarrama which forms part of the north-eastern section of the Sistema Central, the 'rampa' and the 'transitional zone' which form the foot-hills of this mountain range (700–900m), whereas the whole of the south and the south-east of the region would be in the Tagus Valley (≤ 650m) of which the latterly mentioned locality forms part.

It is of interest therefore to report the collection of material of this diurnal taxon from a limited area actually within the municipality of Madrid itself (Fuencarral district), as well as within the southern boundary area of Tres Cantos immediately to the north-west of the city (Figure 1) (same UTM 10km²). All five moths were collected from the flowers of its recognised food-plant *Santolina rosmarinifolia* (Compositae) (Gómez de Aizpúrua, 1987) growing in well-established clumps alongside a dirt track which runs parallel to a motorway.

Although larvae have been searched for in late winter-spring at the base of the plants since moths were first taken in 2007, none have been collected to date, nor have females oviposited in conditions of captivity. The site has been visited throughout the year since 2003, but it can be seen that there was no material taken between 2009 until 2016, for this reason, the species must be assumed to be at very low densities.

Material examined:
El Goloso (30TVK48) (747m; N40'33'39'3 W003'42'51'9): ♂ 10.vi.2007, ♀ 31.v.2009, ♂ ♀ 5.vi.2016; Tres Cantos (technically in this municipality, GPS readings same as previously): ♀ 3.vi.2007; all material GEK leg. et det..; deposited Col. GEK.

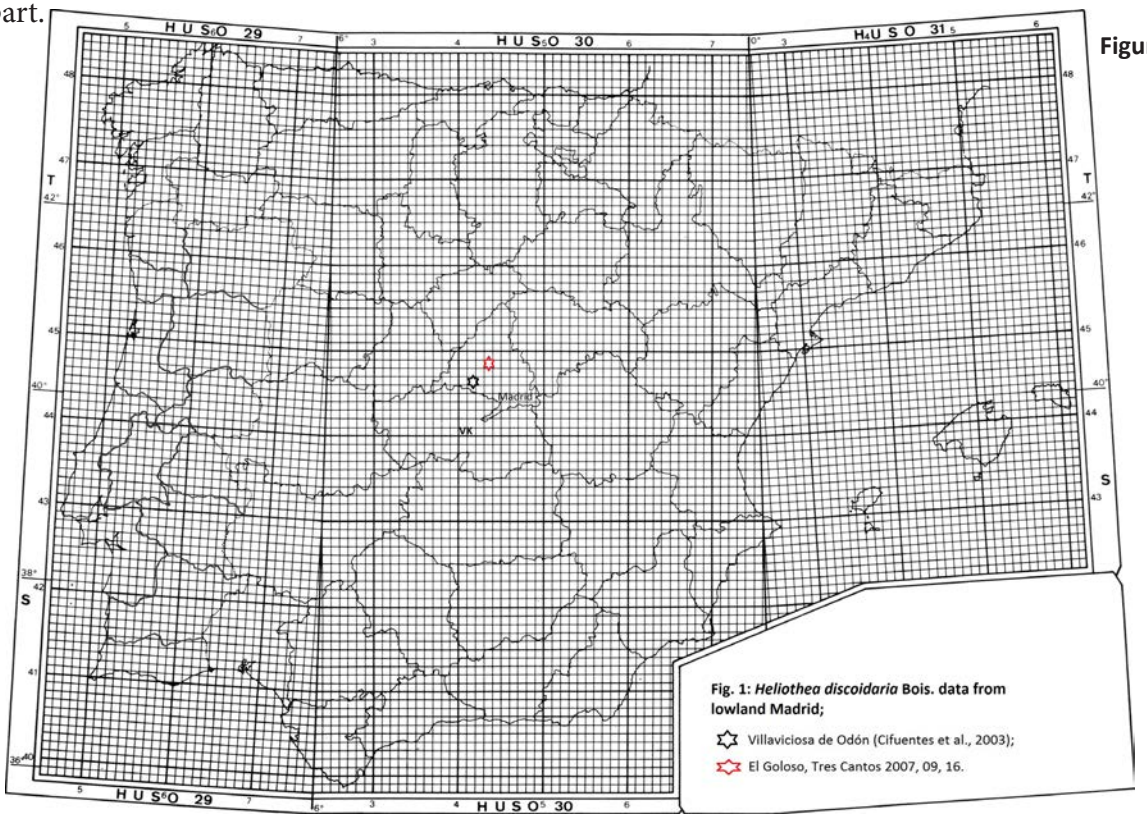

Figure 1. Map

Bibliography

Cifuentes, J., Expósito, A., Gómez de Aizpúrua, C. & Romera, L. 2003. Catálogo provisional de los Geometridae de Madrid (España) (Insecta: Lepidoptera),-SHILAP Revista de Lepidopterología, 31 (121): 9–47.

Gómez de Aizpúrua, C. 1987. Biología y morfología de las orugas, Tomo III, Geometridae, Boletín de la Sanidad Vegetal, 8 (15), Ministerio de Agricultura, Pesca y Alimentación, Madrid. 238 pp.

Hausmann, A. 2001. Introduction. Archiearinae, Orthostixinae, Desmobathrinae, Alsophilinae, Geometrinae.– *In*: Hausmann, A. (ed.), The Geometrid Moths of Europe 1: 1–282. Apollo Books, Stenstrup, Denmark.

Izco, J. 1984. Madrid Verde, Ministerio de Agricultura, Pesca y Alimentación, Madrid, 517 pp.

▪

A new LED lamp for moth collecting

Gunnar Brehm, Phyletisches Museum, Vor dem Neutor 1, 07745 Jena, Germany; gunnar.brehm@uni-jena.de

A first prototype of a newly developed LED lamp has just been built by researchers of the University of Jena in cooperation with the Max Planck Institute for Chemical Ecology in Jena (Figure 1). The lamp combines eight 3W Power-LEDs of wavelengths between 368nm (ultraviolet), 450nm (blue), 520nm (green) and a broader spectral range (cool white), largely corresponding to sensitivity peaks of moth eyes. In order to ensure a long life span of the LEDs, they are operated at only 50% of their maximum power (350mA), and they are cooled by a small fan. In Figure 1, the UV LEDs appear less intense than blue LEDs and green LEDs, but measurements show that the opposite is true.

Provisional measurements with a Specbos 1211 UV broadband spectroradiometer suggest that the lamp is significantly more efficient than modern mercury blacklight tubes, thus requiring less battery capacity in the field. Other advantages: the lamp is less breakable because acrylic glass is used instead of glass, it is more handy and it does not contain poisonous mercury. However, UV LEDs are still relatively expensive. This means that the lamp will not be cheap, and it will therefore be predestined when weight is limiting, e.g. for traveling by plane, working in remote areas etc. We build a small series of these lamps in the summer of 2016 and test them in the field, both in European temperate regions and under tropical conditions in Peru. Please contact gunnar.brehm@uni-jena.de if you are interested in this lamp, if you have literature, hints, etc.

▪

Figure 1. Newly developed LED lamp prototype

Investigation of the genetic diversity of the Jersey Tiger (*Euplagia quadripunctaria*) (Erebidae: Arctiinae)

Łukasz Przybylowicz, Institute of Systematics and Evolution of Animals, Polish Academy of Sciences, Kraków, Poland; lukasz@isez.pan.krakow.pl

Dear Colleagues! I would like to ask you for help in obtaining the material necessary for my ongoing project. I have got a small grant from my institute for the investigation of the genetic diversity of the Jersey Tiger (*Euplagia quadripunctaria*) across its entire range. I am sure this beautiful moth is well known to all of you, therefore I will not describe it in detail (see Figure 1). The Jersey Tiger inhabits most parts of Europe and reaches the Caucasus and Iran to the east from where the similar species *E. splendidior* is described. To conduct the study I need fresh material suitable for molecular study. Therefore I would be deeply thankful for any sample from any locality (although I already have some material). I am especially interested in the eastern part of the range. I know that the species is protected in most European countries, therefore the specimens should not be killed. However, for the purpose of the project only a small part of the wing (less than 1cm^2) is good enough. It can be obtained from live specimens caught and immobilized for a short moment. There are modern literature data proving that such methodology does not reduce neither flight ability nor the mating success of specimens devoid of small part of the wing.

If you are willing to provide me with such samples or you have recently collected specimens of both of the species in your collection please write me a direct email so that we can arrange all necessary details.

I will be deeply thankful for your help!

▪

Figure 1. *Euplagia quadripunctaria*

Request to put parasitoids to good use!

Mark R Shaw; markshaw@xenarcha.com

In collaboration with Kees van Achterberg (and also Donald Quicke for a parallel molecular phylogeny study) I am trying to revise the W. Palaearctic species of the genus *Aleiodes* (Braconidae: Rogadinae), which are parasitoids of "Macrolepidoptera" larvae (and a few "micros" with similar life styles – Zygaenidae, Ypsolophidae, Pterophoridae, etc.) that make "mummies" out of their caterpillar hosts, usually in the penultimate instar (but it can be earlier or later in some taxa). The parasitoid then pupates, and eventually emerges as an adult from this structure (see Figures). This habit makes them very distinctive and easily recognised to genus level (though a few ichneumonids also do this... but I like them too!). *Aleiodes* is a large and quite difficult genus (around 100 spp. in the region, a lot of them undescribed), and for very many species there is no host information whatsoever (for most others the published information is at least partly incorrect). One aim of the morphological revision is to include as much information on the biology (hosts, phenology, development) as possible. I also do experiments to elucidate host range, species limits and phenology, so living material is especially valuable.

Therefore any mummies that you come across (especially if from known hosts), or the resulting adults, would be very gratefully received (if you can help, please contact me by email: markshaw@xenarcha.com and I can suggest how best to send material). Most species are solitary, but just a couple (on *Furcula*, and on *Cerura*) are gregarious, and the one on *Cerura* (which can have huge broods, see Figure 5) is particularly needed for experiments and DNA. There are other (much smaller) genera of Rogadinae in Europe that also mummify their host larvae/prepupae (especially "microlepidoptera"), and these would also be of great interest.

Thank you for your help!

▪

Figure 1. *Aleiodes* albitibia in *Notodonta dromedarius*

Figure 2. *A. arcticus* in *Pygmaena fusca*

Figure 3. *A. dissector* and *A. similis* in *Orthosia incerta*

Figure 4. *Aleiodes* sp. nov. in *Abraxas grossulariata*

Figure 5. *Aleiodes* sp. in *Cerura vinula*

Figure 6. *A. testaceus* in *Eupithecia dodoneata*

Lepidoptera of Central Asia: collecting experience

Stanislav K. Korb; stanislavkorb@list.ru

A long time ago, in 1993, I made my first entomological trip to the Central Asiatic mountains in Kyrgyzstan. After this trip I started to go there almost every year, and not only to Kyrgyzstan, but also to Kazakhstan and Tajikistan; finally, I am living here now – it is the best way to be if you want to be as close to this nature as possible.

First of all, the Lepidoptera fauna of the Central Asiatic mountains still remains very irregularly researched, and every trip surely gives some interesting scientific results. Secondly, many areas within this territory have still stayed the same as 100 years ago (especially

Figure 1. Within the south-eastern part of Kazakhstan, in the hottest desert places of this country, small and very ancient mountain ridges (foothills of Great Dzhungar) are located: Ak-Tau (on the picture) and Katu-Tau. Both ridges are very poor for butterflies species (only few species are known from this place, and usually in low numbers), but the night fauna is incredibly rich.

Figure 2. Boro-Khoro mountain land, Toksonbai mountain ridge near Panfilov – some 25–30 km from the Chinese border. You do not need border permits to visit this place. There are many interesting species, but the best I got from this place were 4 specimens of *Autophila simplex* (Staudinger, 1888), a species mostly known from historic specimens.

Figure 3. Petr Egorov, Kazakhstanian lepidopterist and my friend, observing a specimen of the endangered *Parnassius apollo* (Linnaeus, 1758). Transilian Alatau mountain ridge near Almaty.

Figure 4. In the Eltyn-Emel Nature Reserve, the oldest willow in Central Asia (Hoz-Bastau locality). This place is also famous for its radon springs. In the basal part of this tree you can notice a small guy sitting; this is me, and my size is about 2 meters, so you can imagine the real size of this tree.

Figure 5. *Neoris huttoni* Moore, 1862 caterpillars on wild cherry trees in Altyn-Emel Nature Reserve. The only place where I saw them in huge amounts (5–7 caterpillars on each tree, and countless trees number).

ecologically), so such kind of research is always extremely fruitful. And thirdly – there are so many beautiful places, nice people and tasty foods. So every year I look forward to my trips.

In the beginning I was focused on taxonomy and systematics, but after some years of such studies I realized that I found the explorations of butterfly fauna aspects, their vertical distribution and other patterns, their zoogeography, phenology and other problems in ecology much more interesting. Taxonomy is good for writing papers, but modern science is overloaded with such works, and also – some of them depend on using only molecular data with no attention to the type specimens. Actually I am a representative of the old school of taxonomy and my opinion is very clear: if you have not see

Figure 6. Sunset on Ili river. It is one of the most interesting places in south-east Kazakhstan. You can catch interesting species here from April until autumn. My "best" specimen from this place is *Eremohadena oxybela* (Boursin, 1963).

Figure 7. One of the most beautiful places in Kyrgyzstan: the Sary-Chelek lake. Its area is protected (Sary-Chelek Nature Reserve), but one side of the lake, where the road runs along, is always open for visitors. The other side, which you can reach only by boat (as we did) or on horseback, does not have many visitors and has a wild nature. There are a lot of butterfly species inhabiting this area, including the enigmatic *Karanasa praestans* Avinoff & Sweadner, 1951.

the types, you cannot make decisions, even if you think you have sequenced everything.

But let's come back to Central Asia. There are three countries I visited.

Kazakhstan. The country is in a good economic situation, has good roads and nicely working police. Of course there is some corruption, but that is characteristic for the whole Central Asiatic region. Travelling here will be nice and safe, if you do not break any rules. The country's territory is mostly desert and semi-desert, but it has also a lot of different habitats having different and very interesting faunas. These are: the Mugodzhary hills, located in the northern part of Kazakhstan (in fact they are remains of the ancient Ural mountains); the Karatau mountain ridge in the south-western part of the country, the only mountain ridge in Central Asia which has deserts around; the Ustyurt plateau close to the Turkmenistan border; the Ili and Charyn river valleys with

Figure 8. *Chazara enervata* (Alphéraky, 1881) taking position on very hot ground (the air movements are even visible). It's ready to fly any moment. Kirghizsky mountain range, Arashan village environs near Bishkek.

Figure 9. The interesting behavior of *Chazara enervata* (Alphéraky, 1881), *C. briseis* (Linnaeus, 1764) and some other Satyrs: on very hot days with air temperature over 30°C, they rest in the shade. The photo shows *C. enervata*. Kirghizsky mountain range, Arashan village areas near Bishkek.

Figure 10. Issyk Kul lake ("Cold Lake" in Kyrghyz). View from Terskey Ala-Too mountain gorge near Chon-Dzhargylchak village. The only agricultural area is near the lakeshore in villages, all other areas are arid mountainous semi-deserts and steppes with similar faunas: a lot of *Hyponephele* sp., *Chazara* sp., etc.

Figure 11. *Melitaea didyma turkestanica* Sheljuzhko, 1929, "meeting point". Two females feeding on *Carduus* sp. Terskey Ala-Too mountain ridge, south shore of the Issyk Kul lake near Kok-Moynok.

ancient forests; the Dzhungar and Boro-Khoro mountain ridges in the south-eastern part of the country; the Saur and Tarbagatai mountains located to the west of Dzhungar; the Saisan lake areas and the Irtysh river valley; etc. It is unbelievable, but the Lepidoptera fauna of this country is still very scarcely explored, there is not even a book about its butterflies (there is one in preparation, but not yet available).

Collecting within protected areas is of course restricted if you have no special permits. In most of the restricted areas you need to have an agreement with its staff: mostly they will allow you to work if the results of your work will be published in co-authorship with them. That is good price to pay to explore such a fauna. You can research the unprotected places too, but a collecting permit would still be needed.

In Kazakhstan I collected material mostly in the Tian-Shanian part (the mountain ridges Transilian Alatau, Kungey Alatau and Ketmen), but also in Dzhungaria and some other places. The most vivid memories I recall is catching hundreds of underwing moths (*Catocala*) and hawk moths in the Ili river valley within one night. It was amazing! Every second they were arriving like bats. During this night my friend and I counted 13 species of *Catocala* and 9 species of hawkmoths; but the real diamond of this night was determined later by Oleg Pekarsky – a single female specimen in perfect condition of *Eremohadena oxybela* (Boursin, 1963). Another impressive memory I have is from when I collected *Hypermnestra helios* (Nickerl, 1846) on the left bank of the Ili river. When I reached the top of one of the dunes, I found out that I had some followers: hundreds of ticks, *Hyalomma asiaticum* Schultze & Schlottke, 1929, were running in my direction. I think, I never jumped higher and I never ran faster. I don't know why, but I was always dreaming about catching *Cucullia magnifica* Freyer, 1839. My first one was from the Altyn-Emel Nature Reserve in Kazakhstan. We camped here next to the Ili river, and night collecting was just great: I got my first *Cucullia magnifica*! The morning after, we woke up to the shakes of a quite strong earthquake.

Kyrgyzstan. The country where I lived in a tent for approximately two years and six months in total. It's the country I have investigated the most thoroughly. There are mainly mountains, but this is the most interesting thing in Kyrgyzstan. First of all, Kyrgyzstanian Lepidoptera are almost unex-

Figure 12. The natural spruce forests in Central Asia are only found in the northern ridges of Tian-Shan, in other places they are artificial. There are not many places where they are protected. This one is such a protected place: Ala-Archa National Park. Its location and condition makes this brilliant place really amazing for the study of the North Tian-Shan Lepidoptera fauna: situated 27km from the capital city, Bishkek, it is very easy to reach, and the Natural Park's visiting regime keeps its nature wild and inviolate.

Figure 13. Dunkeldyk lake is a beautiful place. It is famous for some *Parnassius* subspecies that were described from its adjacent areas (like *Koramius charltonius mistericus* Kaabak, Sotshivko & Titov, 1996). On the right side of this picture you can see an abandoned frontier post: it's a ghost from Soviet times, with all Soviet attributes. Collecting butterflies in historical places like this is very impressive.

plored in terms of their ecology: host-plants are normally known from the female's behaviour when it is laying its eggs, the protection status of species were almost completely unknown, etc. A lot of scientific problems were (and many of them still are) open to study.

There is a huge problem in the taxonomy of Central Asiatic and especially Kyrgyzstanian butterflies (much less in moths): there are too many taxa described. That happened because this territory is the most suitable for carrying out entomological trips within the whole of Central Asia: it is severely corrupted, so a small bribe can solve almost every problem (including collecting within protected places or collecting protected species without any permits). So many expeditions take place, and every expedition should yield results – and the best results are new names. Some time ago I was also infected with this disease and produced quite a lot of synonyms; well, getting older makes me wiser (I hope so) and more understanding that

Figure 14. The border between Tajikistan (from the left) and Afghanistan (from the right) is very clear: it is Pyandzh river.

undescribed species or subspecies of course do inhabit this territory, but their description should not be a main goal of science. Finding out biological patterns rather than discovering biological species is much more interesting for me now.

The roads in Kyrgyzstan are usually in good shape and travelling is mostly safe, but the country's police are not as nicely working as police in Kazakhstan. It also has a higher level of corruption. So if you travel here you will have to be aware of thieves. It is also important to know that in the southern regions of the country people are much more religious (Muslim) compared to the rest, so you better adapt to their behavioural rules.

What were my best memories of collecting in Kyrgyzstan? It is impossible to tell, really. I just spent so many days and nights collecting… But I will try. One was butterfly hunting and collecting in the Kekemeren river valley (on the slopes of the Suusamyrtoo mountain ridge) as well as in the Sary-Kaiky mountain gorge (the river West Karakol) and fishing (tasty, good salmon!) at the same time. When the weather was not too hot I went collecting butterflies, but when the sun took its mid-day position, I returned to the camp and took a seat under the trees for fishing. The evening time was spent with mothing preparations. In this place I discovered some undescribed butterfly species (*Neolycaena suusamyra* Korb, 2009, *Polyommatus kuronjerus* Korb, 2011) and created a lot of memories.

Collecting on the Taldyk Pass (Alai mountain ridge) is the best way to get high-mountainous *Parnassius* species even if you are in bad physical shape. The road will take you to the summit of this pass, which is already 3615m above sea level. You need to walk about 20 minutes to 1 hour (depending on your physical state) – and you are in the habitat of *Kreizbergius simonius* (Staudinger, 1889) and different *Koramius* species (*staudingeri* Bang-Haas, 1882, *infernalis* Elwes, 1886, and *illustris* Grum-Grshimailo, 1888). But more interesting are the high-mountainous Psychidae. I have no idea which species or even genus they belong to. There are black, hairy males with scale-shaped wings, and with fat abdomens – I guess, this is just to balance when flying under very windy conditions. I never saw such ones before and after. Maybe one day I will spread and try to determine them.

Figure 15. The only place where I was less than 100 kilos (actually, 96) – Kulyob areas in Khalton district of Tajikistan. The weather was so hot (we once noticed +59°C under sun), so hunger was very rarely visiting us, and we ate very little. Actually, there was another reason: in this country only very rich people in the villages have fridges, so if you order meat, prepare to have stomach problems…

Dolon Pass. A very famous locality, the "motherland" of, I guess, about half of all dark forms of *Koramius delphius* (Eversmann, 1843) in collections. The place is very badly affected by lambs and cows, but some localities still remain wild.

Issyk Kul lake areas. It is a great lake and surrounded by mountains. Its altitude (1600m) is very comfortable for staying in tents – there are no dangerously venom-

Figure 16. High-mountainous butterfly hunting is not an easy task. My friend, Andrey Shaposhnikov, on an altitude of about 4000m waiting for *Koramius charltonius* (Gray, 1853).

ous snakes (only *Gloydius halys* Pallas, 1776, which is not deadly venomous and mostly hiding itself between rocks) or arachnids. Of course there are mosquitoes here, but not everywhere and not in big numbers. In this place I collected my first *Smerinthus kindermanni* Lederer, 1857.

Ala-Archa National Park. Situated in the northern slope of the Kirghizsky mountain ridge, this is the only place I know where nature is kept in almost untouched condition. This is a nice place to collect typical Tian-Shanian species, and also some rarities. In 2015, for example, I collected the very locally occurring and rare *Euchalcia aranka* Hacker & Ronkay, 1992. Not far away from Ala-Archa National Park there is another locality I like a lot: the Arashan village area. I found interesting longhorn moth there, which I named after my friend and colleague, who passed away in February 2016, as *Cauchas talyakiella* Korb, 2016.

Tajikistan. It is a poor country, with low-quality roads (many of them have not been restored since Soviet times), but very friendly people. The country consists mostly of high mountains, but there are quite a lot of lowlands in the western part. Every place here is highly interesting; many taxonomic problems still remained unresolved. Ecologies of butterflies and moths are almost unknown, and the location (between Tian-Shan and Himalayas) makes this place very interesting for such kind of studies.

The best memories of this country are for me from the high mountains. Hunting parnassians is quite cool but too banal: they are beautiful and sometimes even rare butterflies, but not of my interests. Much more interesting for me are representatives of Lycaenidae, and *Paralasa* and *Melitaea* from this land; and, of course, moths and micromoths. I caught a lot of them. Some (for example, small *Cryphia* from the Shugnansky mountain ridge) remained undetermined; not because they are difficult to determine but most likely because they are undescribed species. I transferred them to one of my colleagues and I hope he will eventually clarify their status.

Our experience showed that if you come for night hunting, it is good advice to purchase an electricity generator in some trustworthy store; it will be not that cheap but at least you will have a functional one. The local markets are full of Chinese stuff produced with very bad quality (and most likely already used) parts. We made two trips, and in the course of both we had generator problems. During the first trip in 2011, the generator was only working poorly (sometimes it stopped, sometimes it was even hard to get it started), but at least it was working. During the second trip in 2013 the generator died after 6 or 7 hours of total working time and the damage was impossible to fix.

The best memories from Tajikistan? I got in a place about 40 km north of Khorog. We visited this place occasionally every time we came to this country. Its fauna is amazing: in one valley no more than 15km in length we found about 80 species of butterflies and countless numbers of moths and micromoths. My best catches from this locality were *Euchalcia anthea* Ronkay, Ronkay & Behounek, 2008 and *Koramius charltonius* (Gray, 1853).

In another place (Shakhristan Pass in the Turkestansky mountain ridge) I collected an undescribed alucitid micromoth, and named it *Alucita kosterini shachristanella* Korb, 2013. In yet another place (the Darvazsky mountain ridge, Khaburobot Pass) I discovered another undescribed species, *Hyponephele nurisha* Korb, 2015.

It can be an endless story: where I caught my first *Koramius autocrator* (Avinov, 1913) or how I found my first population of *Hyponephele interposita* (Erschoff, 1874), where I detected a new population of *Lygephila kazachkaratavika* Stshetkin & Stshetkin, [1997] or a new species of *Lymantria* (*L. storozhenkoae* Korb & Pozhogin, 2012)… There were so many findings which makes it almost impossible to count them all; and new ones will for sure happen.

And now some advice to researchers and collectors coming to this region. First of all, it is a hot place. The day temperature in June, July and August usually rises above 30 degrees Celsius. Sometimes it can be even over 40; we had two days in Tajikistan when the peak day temperature was above 50 degrees. So, be prepared! At the same time, nights, especially in the mountains, can be quite cold. When you are camping in high mountainous places, be aware of strong winds; if you located in the northern part of Central Asia, rain or even snow is also possible. I made one excursion to the Chon-Kuurchak valley near Bishkek where I was hit by precipitation seven times. There are quite a lot of dangerous creatures around, especially in desert and semi-desert areas (tarantulas, black widows, scorpions, snakes etc.), so make you should have suitable cloth and shoes with you. But above 1500m these creatures are rarely present (only Gloydius halys). Also, please have a look at local traditions. Most of the people in these areas are Muslims, and some of them are quite religious. In some places men even have to wear long trousers and long-sleeve shirts. In some places nobody is able to understand English (or even Russian, which was widely distributed there not so long ago). Be careful with paperwork. All permits must be prepared beforehand; in Kyrgyzstan and Kazakhstan you will need a special registration if you plan to stay there more than 30 days – and it is different from a visa! Visas allow you to enter the country, but in order to stay there you need another paper.

(Linguistic editor: Adrian Spalding)

▪

Figure 17. The famous Zorkul lakes, one of the most butterfly species-poor area in Tajikistan. There are strong and continuous winds which make it impossible to fly even for good flyers like *Colias* or *Parnassius* species. But I did find some specimens of *Pamiria lehana* (Moore, 1878), very small blue butterflies flying between rocks.

Thunderstorms *versus* successful collecting in the High Alps

Peter Huemer, Tiroler Landesmuseen Betriebsges.m.b.H., Feldstr. 11a, A-6020 Innsbruck, Austria; p.huemer@tiroler-landesmuseen.at

Bad weather conditions are a major cause for bad results during field research. This is particularly true for areas with a high risk of instable weather with thunder, heavy precipitation, storm and low temperature, sometimes even with hail or snow in the midst of the collecting season. The higher parts of the Alps are one of these areas without any guarantee of achieving results as expected or hoped for. Rising cumulonimbus are unmistakable clues to search for a safe place. Usually even experienced lepidopterists tend to enjoy themselves in an alpine hut rather than outside during a heavy thunderstorm. However, this may not necessarily be the last conclusion of wisdom because beside a good glass of wine and maybe nice companionship the chances for collecting results are apparently zero in this environment. Here I give a short report about unexpected alternatives a group of Austrian lepidopterists faced during a trip to the Bergamasque Alps in Northern Italy.

In search of rare species, my colleagues Toni and Marlies Mayr, Manfred Kahlen and myself planned a short visit to Pizzo Arera north of Bergamo in June 2013. This isolated mountain is known for several endemic species in various taxonomic groups including Lepidoptera. Supplied with the necessary permits and the support of the Museo di Scienze Naturali "Enrico Caffi" (Dir. Dr. Marco Valle, Dr. Paolo Pantini, Dr. Melania Massaro) and thanks to a powerful 4WD we arrived at the still closed Rifugio Capanna 2000 in the late afternoon. Light towers and a single light trap were installed in the hope of early flying species such as *Colostygia*, unknown from this part of the Alps. Toni and his wife tried to escape from an approaching thunderstorm to their car at lower altitudes, whereas Manfred and I decided to sleep in his car nearby our traps. After an extreme hailstorm I tried to rescue the light towers which luckily were not destroyed and left Toni's automatic light trap untouched until the next morning. A control ended up in 5 cm of water with 3 moths "swimming" on the surface, one of them an unidentifiable *Colostygia*!

Figure 1. *Colostygia kitschelti meridioccidentis*, a new and distinct subspecies from Pizzo Arera. (Photo: Norbert Pöll)

Figure 2. The nominate subspecies of *Colostygia kitschelti*, only known from Adamello Mts (above), strongly differs from the newly detected subspecies (below).

DNA barcoding of the specimen gave absolutely no match in BOLD and thus we started a new attempt to search for this species exactly one year later, again in company of the Mayr family, Norbert Pöll, a keen specialist of Geometridae, and colleagues from Bergamo museum. Luckily the Rifugio was opened at this time (the weekend) and after moving into our rooms we immediately started building up our about ten light towers and traps nearby the hut. As in the year before the sky didn't promise what we had wished, and indeed just after having completed the work heavy thunderstorms forced us to escape into the Rifugio. After an excellent dinner, wine and grappa the stormy weather calmed down after three hours. Checking the suspected damage on the light towers or going to bed, at one in the morning we opted for the first variant. After a few minutes out in the

Figure 3. Pizzo Arera in late June, just during the flight period of *Colostygia*. (Photo: Marlies Mayr)

Figure 4. The interesting habitats are only reachable per pedes or with a 4WD car. (Photo: Marlies Mayr)

Figure 5. Marlies and Toni Mayr together with Norbert Pöll (f.l.t.r.) in search of *Micropterix gaudiella*.

Figure 6. A glass of Ramazotti in celebration of the successful trip (Marlies Mayr, Toni Mayr, Peter Huemer and Melania Massaro (f.l.t.r.). (Photo: Norbert Pöll)

completely wet alpine meadows at chilly temperatures a large moth was fling freely in the light of our headlamps – our desired *Colostygia*! Electrified by this unexpected meeting we started searching in the vegetation rather than on our lights traps, with incredible results. In a long night ending at about 4 a.m. about 80 *Colostygia* specimens were found sitting on the surface of the vegetation or flying freely, irrespective of temperatures of ca. 6°C. The light towers in contrast were almost useless. The following evening and night ended in a déjà vu. Heavy thunderstorms lasting for about 3 hours, a nice bottle of wine inside the Rifugio Capanna 2000, interesting discussions, and the start of collecting efforts after midnight when the sky was cloudless. Again our focal species was on the wing, it just seemed to await the end of thunderstorms. Summing up it was only by chance that we have found such peculiar habits though they seem to make sense as not only entomologists but also alpine moths don't like thunder with heavy precipitation.

The following day ended with another highlight when we found masses of the as then still undescribed *Micropterix gaudiella*. Toni, Marlies and Norbert prolonged the trip to the nearby Adamello Mts where they – together with Peder Skou – collected fresh samples of the rare *Colostygia kitschelti*. This material crucially helped to get a name for the distinct *Colostygia* from Pizzo Arera which was finally described as *C. kitschelti meridioccidentis* (Huemer & Mayr, 2015).

Bibliography

Huemer P. & Mayr, T. (2015): Eine neue Unterart von *Colostygia kitschelti* (Rebel, 1934) mit Bemerkungen zum Artkonzept im *C. austriacaria*-Komplex (Lepidoptera: Geometridae). Wissenschaftliches Jahrbuch der Tiroler Landesmuseen 8: 66-79.

(Linguistic editor: Adrian Spalding)

▪

Ovoviviparity in *Hellinsia albilobatus* (McDunnough, 1939) (Pterophoridae)

Vazrick Nazari, Canadian National Collection of Insects, 960 Carling Ave, Ottawa ON K1A 0C6; nvazrick@yahoo.com

Figure 1. Tip of abdomen and papillae anales of a female *Hellinsia albilobatus* (McDunnough, 1939) (Pterophoridae) showing an egg containing a young larva. This specimen was collected on Bylot Island (73.1568 N, 79.9644 W), Nunavut, Canada, on 16 July 2007 (leg. Ludovic Jolicoeur), and field-pinned and spread. The egg was found protruding and dry like this in the Canadian National Collection (CNC, specimen # CNCLEP00043333). Another female from the same locality collected on 18 July 2007 was dissected and contained an egg with a larva inside the vestibulum of the oviduct. This suggests that ovoviviparity is used by this Arctic species, presumably as an adaptation to speed up development during the very short summers at such high latitudes. Bylot Island is located near the northern tip of Baffin Island in the Canadian Arctic and is largely covered by glaciers, except for some peripheral areas with tundra on the west side. (Photos: Jean-François Landry & Vazrick Nazari)

European butterflies decorate the United States Capitol

Vazrick Nazari Canadian National Collection of Insects, 960 Carling Ave, Ottawa ON K1A 0C6; nvazrick@yahoo.com

The Brumidi corridors are ornately decorated hallways on the first floor of the Senate wing of the United States Capitol building in Washington DC, named after Constantino Brumidi, the artist who painted the murals and frescos in the corridors in 1856. Brumidi was a Greek-Italian classical painter who immigrated to the US in 1852, and was commissioned to decorate the newly constructed wing of the US Capitol with designs from the natural flora and fauna of the United States. For this purpose, his assistants borrowed specimens of birds and animals from the Smithsonian Institution to copy in their work. But apparently no butterflies were among the loaned specimens.

Of the 13 identifiable butterfly species and caterpillars depicted in the corridors, none are native to the United States: *Apatura ilia*, *Vanessa atalanta*, *Nymphalis polychloros*, *Colias croceus*, *Pieris rapae* etc. are all European or recently introduced to the US. It is clear that Brumidi copied these butterflies from European reference books, possibly because there were no good books for the American butterfly fauna available at the time.



Figure 1. Brumidi Corridors, first floor of the Senate Wing, US Capitol, Washington D.C. From Wikimedia commons, in public domain: https://commons.wikimedia.org/wiki/File:Brumidi_Corridors_(8318482230).jpg

Sources

Burton, A.E., 2014. To Make Beautiful the Capitol: Rediscovering the art of Constantino Brumidi. US Government printing office, Washington DC.

Gupta, A. 2008. The Fresco Fiasco: Smithsonian Scientists Examine the Capitol's Art. From Smithsonian.com, August 2008.

▪

Figure 2. Constantino Brumidi (1805-1880). From Wikimedia commons, in public domain: https://en.wikipedia.org/wiki/File:Constantino_brumidi.jpg

Figure 3. Closeup of some of the butterflies in the murals. From Gupta (2008) and a link within the article to a gallery that does not seem to exist anymore; I am not sure about the rights of these: http://www.smithsonianmag.com/smithsonian-institution/the-fresco-fiasco-smithsonian-scientists-examine-the-capitols-art-27668791

Figure 4. One of the many murals in the corridors, incorporating natural elements from American flora and fauna. From Burton (2014), US government publication: https://www.gpo.gov/fdsys/pkg/GPO-CPUB-113spub10/pdf/GPO-CPUB-113spub10.pdf

Upcoming events

The Gelechioidea Symposium, Podgora, Croatia, 2017

Sangmi Lee[1] & Vazrick Nazari[2]
[1] Hasbrouck Insect Collection, School of Life Sciences, Arizona State University, Tempe, AZ 85287-4501; microlepi@hotmail.com
[2] Canadian National Collection of Insects, 960 Carling Ave, Ottawa ON K1A 0C6; nvazrick@yahoo.com

The Gelechioidea Symposium will be held in 2017 in Makarska and near the Biokovo Nature Park, Croatia. The symposium is being held half day during the XXth European Congress of Lepidopterology.

Since the birth of the "International Network of Gelechioidea Aficionados" in December 2012, the INGA newsletter has strived to communicate among all individuals worldwide who are interested in Gelechioidea, in the same way similar networks have served lepidopterists specializing on other groups of moths. The most prominent parallels to INGA are the The Pyraloid Planet (http://www.pyraloidea.org/index.php?id=16) for pyraloid specialists, and TORTS (http://www.tortricidae.com/torts.asp) for those who work on tortricid moths.

Both pyralid and portricid groups enjoy the benefits of having immensely useful online global catalogues, containing taxonomic information immediately available: The Global Information System on Pyraloidea (GlobIZ) (http://www.pyraloidea.org), and the online world catalogue of the Tortricidae (http://www.Tortricidae.com) (T@RTS). Also the Global taxonomic online database of Gracillariidae (http://www.gracillariidae.net), includes information about distribution, host plants, known parasitoids, and images of types of all gracillarids.

All of these websites offer many other useful features, including their online downloadable newsletter, information on higher classification, useful links, a literature library with downloadable free pdf files, and in the case of T@RTS, a host-plant database as well as links to the DNA library.

So it is time for the gelechioid aficionados to make a collective effort and create the first online global catalogue of available names in Gelechioidea. Many local, regional or global catalogues already exist in print (e.g. Sattler 1973; Hodges 1986, 1999; Ponomarenko 1997; Huemer & Karsholt 1999, 2010; and many more). An initial hierarchical platform for such a database can be created relatively quickly by uploading the contents of some of these complementary books and catalogues in digital format. This basic framework can then be enhanced and updated. The Catalogue can be hosted by a recognized institution (such as the Smithsonian, or the Mississippi State University, host of INGA) and maintained by a team of volunteers of administrators.

We encourage a group discussion and brainstorming on this subject, and formation of a steering committee to spearhead the project. Volunteer organizations willing to host the website

Figure 1. *Chrysoesthia drurella* (Photo: Vazrick Nazari)

should investigate the possibilities, terms and conditions, and possible costs. The Gelechioidea Symposium during the 2017 SEL meeting in Croatia would be a great opportunity to finalize and kick-start this campaign.

Bibliography

Hodges R.W., 1986. Gelechioidea, Gelechiidae (part): Gelechiinae (part - Dichomeridinae). – *In*: Dominick, R. B. et al. (eds), The Moths of America North of Mexico. Fasc. 7.1, Wedge Entomological Foundation, Washington DC.

Hodges, R. W. 1999. Gelechioidea, Gelechiidae (part): Gelechiinae (part – Chionodes). – *In*: Dominick, R. B. et al. (eds), The Moths of America North of Mexico. Fasc. 7.6, Wedge Entomological Foundation, Washington DC.

Huemer, P. & O. Karsholt, 1999. Microlepidoptera of Europe, Volume 3: Gelechiidae I (Gelechiinae: Teleiodini, Gelechiini). Apollo Books, Stenstrup. 356 pp.

Huemer, P. & O. Karsholt, 2010. Microlepidoptera of Europe, Volume 6: Gelechiidae II (Gelechiinae: Gnorimoschemini). Apollo Books, Stenstrup. 586 pp.

Ponomarenko, M.G. 1997. Catalogue of the subfamily Dichomeridinae (Lepidoptera, Gelechiidae) of the Asia. Far eastern Entomologist, 50: 1–67.

Sattler, K. 1973. A catalogue of the family-group and genus-group names of the Gelechiidae, Holcopogonidae, Lecithoceridae and Symmocidae (Lepidoptera). Bulletin of the British Museum (Natural History) Entomology, 28: 153–282.

▪

XVth International Symposium on Zygaenidae 11–18 September 2016, Mals (Vinschgau/Val Venosta, Italy)

Gerhard M. Tarmann, Tiroler Landesmuseen, Ferdinandeum, Feldstrasse 11a, A-6020 Innsbruck, Austria; Gerhard@blasiusberg.at

Although now it is the time for fieldwork in Europe, the preparations for the XVth International Symposium on Zygaenidae in Mals (Vinschgau/Val Venosta, Italy), which will take place from 11–18 September 2016, have to go on.

In the meantime some major changes have taken place in Mals. An independent initiative called "Bürgerinitiative Obervinschgau BGO" has been established and this group is now managing all activities regarding the ban on the use of poisons in this area and also all the events that will form part of the 'Malser Schmetterlingstage' ('Butterfly and Moth Days of Mals') of which our XVth International Symposium on Zygaenidae will form a part. The accompanying exhibition on Lepidoptera in the Kulturhaus of Mals (Cultural Centre of Mals) is being prepared by the Natural History Museum South Tyrol, Bozen/Bolzano, while the excursion for lepidopterists to the SEL Study Area, organised by the Entomologists' Working Group of the Tiroler Landesmuseen, Ferdinandeum, Innsbruck (Benjamin Wiesmair and Andreas Eckelt), is also more or less fixed, but not in detail.

The scientific coordination for the XVth Symposium on Zygaenidae is still being done by Gerhard M. Tarmann. Several colleagues have registered and provided topics of their proposed lectures but there are still potential participants who we hope will be able to come and will also contribute.

The main topics of our symposium are:

1. Zygaenidae as bio-indicators
2. Biology, ecology and distribution of Zygaenidae
3. Molecular DNA results, taxonomy and systematics of Zygaenidae
4. Reports on field studies.

As we are in the middle of the field season we allow some more time for compiling the written summaries for abstracts. A short summary for the abstracts must be received by no later than July 30, 2016. For any further information, please contact Gerhard M. Tarmann, Tiroler Landesmuseen, Ferdinande-

Figure 1. Mals with the Sesvenna Alps in the background

um, Feldstrasse 11a, A-6020 Innsbruck (Tel.: 0043 699 17345919; Fax: 0043 512 59489 440; e-mail: g.tarmann@tiroler-landesmuseen.at or gerhard@blasiusberg.at

Congress fee: 200€ (includes coffee breaks and the symposium map, the congress dinner and all three excursions)
Daily fee: 20€ (includes coffee breaks and the symposium map)
Symposium dinner only: 30€ (includes also the symposium map, if required)

The price for each single excursion cannot be ascertained at the moment and will very much depend on the number of participants and possibly will not be known before the beginning of the symposium.

Financial support. Now this is also managed by the BGO. It is very important that those participants who are receiving support do not book the rooms themselves. They will receive good accommodation from the hotels sponsoring our event.

The price for each single excursion cannot be ascertained at the moment and will very much depend on the number of participants and possibly will not be known before the beginning of the symposium.

Excursions. There will be three excursions. During the first excursion we will see the current situation of the fruit monocultures in Vinschgau/Val Venosta which led to the outcry by the population of Mals and the amazing referendum, now popularly known as 'The Miracle of Mals', when two-thirds of the population took part and 75 per cent voted for a total ban on the use of pesticides and insecticides within the territory of their community. In addition, on this excursion we will see some of the cultural highlights in the surroundings of Mals.

On the second excursion we will visit interesting Zygaenidae localities in the central Alps (e.g. type locality of *Adscita alpina* on the road to Stilfserjoch at an elevation of 2000–2300m) and an exhibition about water in the Ortler National Park. The third excursion will take us down the Vinschgau/Val Venosta to Bozen/Bolzano, the capital of Südtirol/Alto Adige, where we will visit the Natural History Museum South Tyrol. In the afternoon we will visit the Castle of Tirol that provided the country with its name and the museum within that castle.

For further information on register for the congress, transfer the congress fee, how to reach the venue, accommodation, and congress programme, please contact Gerhard M. Tarmann: g.tarmann@tiroler-landesmuseen.at or gerhard@blasiusberg.at.

▪

Invitation to Forum Herbulot IX

Hossein Rajaei, Staatliches Museum für Naturkunde Stuttgart, Rosenstein 1, D-70191 Stuttgart, Germany; hossein.rajaei@smns-bw.de

Luis Parra and Axel Hausmann would like to welcome you to Forum Herbulot IX (2017) in Chile on "The geometrids of southern South America: state of the art – conservation and geometrid moths".
Date: 9–14 January 2017 (arrival 9 January, departure 14 January, conference 10–12 January).
Venue: Facultad de Ciencias Naturales y Oceanográficas, Universidad de Concepción, Concepción, Chile.
Contact Person: Luis E. Parra
luparra@udec.cl or
luiparra@gmail.com

Preliminary Program and more information about the conference venue, costs, field trip, etc.: see Newsletter 5 (1), and 6 (1) (http://www.herbulot.de) and http://www.geometridosdechile.cl, e.g. offering information on hotels and (soon) details on the registration procedure.

▪ **Figure 1.** Sclerophyllous and temperate forest in "Península de Hualpén"

Figure 2. Temperate Forest (*Nothofagus*) in "Las Trancas, Cordillera de Los Andes (Región del Biobío, Chile)"

National Moth Week

NATIONAL MOTH WEEK
GLOBAL CITIZEN SCIENCE

July 23-31, 2016

nationalmothweek.org

Join or host a mothing event with your friends, family or organization. It's easy and fun!

Help contribute to our knowledge of moths, their biodiversity and geographical distribution

Why moths?

- Moths are **among the most diverse and successful organisms** on Earth.
- Scientists estimate there are **150,000 to 500,000 moth species.**
- **Their colors and patterns are either dazzling or so cryptic** that they define camouflage. Moths can be as small as a pinhead or as large as an adult's hand.
- **Most moths are nocturnal**, but **some fly in daylight like butterflies.**
- **Finding moths** is as simple as leaving on a porch light after dark. Serious moth aficionados use special lights and baits to attract them.

LEARN MORE AT NATIONALMOTHWEEK.ORG

Register an event for free or find one near you at nationalmothweek.org

For more information: info@nationalmothweek.org

find us on Facebook

Twitter: @Moth_Week, #NationalMothWeek

National Moth Week *is a project of the Friends of the East Brunswick (NJ) Environmental Commission (Friends of EBEC), a 501c-3 nonprofit organization.*

Lepidoptera Photos

Torsten van der Heyden (tmvdh@web.de) from Hamburg, Germany, would like to present his website http://www.vanderheyden-vonseth.de, photos and publications to the SEL community.

Figure 1. *Gonepteryx rhamni*

Figure 2. *Maniola jurtina*

Figure 3. *Polygonia egea*

Figure 4. *Anthocharis cardamines*

Figure 5. *Phalera bucephala*

Figure 6. *Vanessa atalanta*

A kind reminder: please pay your membership fee
Zur Erinnerung: bitte zahlen Sie Ihren Mitgliedsbeitrag
Rappel pour les paiements

Dear SEL members,

Please check whether you have transferred your membership fee for 2016 and previous years. Please note that the previous fees of 35€ for ordinary members and 45€ for corporate members will change in 2016:

ordinary member: 50€
corporate member: 65€

The membership fee is due on January 1 of every year. Please transfer your (yet missing) membership fee to the account below. Alternatively you may also pay the amount to your local treasurer (see list below). Thank you!

Chers membres de la SEL,

Merci de vérifier que vous avez bien payé votre cotisation pour 2016 et les années précédentes. Leur montant annuel était de 35€ pour les membres ordinaires et de 45€ pour les institutions ou les entreprises. Ces montant vont changer à partir de 2016 et seront dorénavant de:

Membres ordinaires: 50€
Institutions et entreprises: 65€

La cotisation annuelle est due à compter du 1er janvier. Merci d'opérer le transfert bancaire de vos cotisation 2016 (et éventuellement celles des années précédentes) au compte bancaire ci-dessous. Vous pouvez aussi payer à votre trésorier national, dont la listes est page 36 de SELepidoptera News. Merci d'avance!

Liebes SEL-Mitglied,

bitte prüfen Sie, ob Sie Ihren Mitgliedsbeitrag für 2016 und die vorangegangenen Jahre bezahlt haben. Bitte beachten Sie, dass sich der bisherige Beitrag von 35€ für einfache Mitglieder und 45€ für institutionelle Mitglieder ab dem Jahr 2016 ändert:

Einfache Mitglieder: 50€
Institutionelle Mitglieder: 65€

Ihr SEL-Mitgliedsbeitrag wird immer zum 1. Januar eines jeden Jahres fällig. Bitte überweisen Sie Ihren (noch ausstehenden) Betrag auf das unten stehende Bankkonto. Alternativ können Sie den Betrag auch an Ihren SEL-Schatzmeister vor Ort bezahlen. Vielen Dank im Voraus!

Bank: Postbank Köln
IBAN/NCBI: DE63 3701 0050 0195 6505 07
BIC/CIB: PBNKDEFF
(Kto.-Nr.: 0195650507; BLZ: 370 100 50)

Membership 2016 – Mitgliedschaft 2016 – Cotisation 2016

Please remember that the subscription becomes due at the beginning of the year. Please pay your 2016 subscription promptly either directly to the SEL account (see page 38) or to the local treasurer in your country (see list below). The subscription for the year 2016 is 50 € for individuals and 65 € for associations.
Nous vous rappelons que la cotisation annuelle est due dès le début de l'année en cours. Si vous ne l'avez déjà fait, nous vous remercions de vous en acquitter rapidement par virement international au compte de la SEL (page 38) ou auprès du trésorier local de votre pays dont la liste est fournie ci-dessous. Le montant de la cotisation 2016 est de 50€ pour les membres ordinaires et de 65€ pour les associations ou institutions.
Bitte beachten Sie, dass Ihr Mitgliedsbeitrag zu Beginn eines jeden Jahres fällig wird. Bitte zahlen Sie Ihren Beitrag für 2016 pünktlich auf das SEL-Bankkonto (siehe Seite 35) oder an ihren lokalen SEL-Schatzmeister vor Ort (siehe Liste unten). Der Beitrag für 2016 beträgt für Einfache Mitglieder 50€ und für Institutionelle Mitglieder 65€.

PayPal
Members living in other continents than Europe, or having difficulties in paying their membership fee via bank transfer may use the international service of PayPal. They should check, however, that the full amount of the membership fee is paid on the PayPal account and that all expenses, if any, are paid by the payee. Please contact: willy.deprins@gmail.com.

Local SEL treasurers – Les trésoriers nationaux de la SEL – Die lokalen SEL-Schatzmeister

Austria
Dr. Peter Huemer
Tiroler Landesmuseum (Naturwissenschaften), Feldstrasse 11a, A-6020 Innsbruck, p.huemer@tiroler-landesmuseen.at
Tel. 512/587286; Beitrag bitte direkt auf das SEL-Konto (s.o.) überweisen.

Belgium/Luxemburg
Willy De Prins
Dorpstraat 401B, B-3061 Leefdaal, willy.deprins@gmail.com, IBAN: BE32 0630 1826 1802, BIC: GKCCBEBB, clearly state "SEL-2016".

Denmark
Peder Skou
Aamosen 1, Ollerup, DK-5762 Vester Skerninge, apollobooks@vip.cybercity.dk, Tel. 62-263737 Fax: 62-263780 Giro account 6580602. The ordinary dues are DKK 375,-; clearly state "SEL-2016".

France
Michel Savourey
481 Av. S. Pasquier, F-73300 St. Jean-de-Maurienne; CCP 301745S Grenoble ou par Eurochèque libellé au nom de M. Savourey.

Hungary
Dr. László Ronkay
Magyar Természettudományi Múzeum Állatára, Baross u. 13, H-1088 Budapest, ronkay@zoo.zoo.nhmus.hu

Italy
Carlo Matessi
Via Cascina Margarina 6, I-27048 Sommo (PV), matessi.carlo@gmail.com, Tel. 0382 914002, mobile. 333 9904726, Bank account no. 18465 at BNL, Pavia, IBAN: IT55 R 01005 11300 000 000 018465, BIC: BNLIITRR, reason of payment (causale): "SEL 2016".

Netherlands
Hans Coene
Emmakade 16, 1182 AM Amstelveen, ha.coene@gmail.com, Tel. +31204418347, Bank account no. 7293747, ING Bank, IBAN: NL32INGB0007293747, BIC: INGBNL2A.

Poland
Jarosław Buszko
Uniwersytet Mikolaja Kopernika (Inst. Biologii), ul. Gagarina 9, PL-87-100 Torun, buszko@biol.uni.torun.pl, Tel. +48-5662-11469.

Spain
Elisenda Olivella Pedregal
C. Tarragona 106, 1-1, E.08015 Barcelona, eolivell@xtec.cat
Banco de Sabadell 0081
Bank account: 00810397380006081518, IBAN: ES73 -0081 0397 3800 0608 1518.

Sweden
Dr. Nils Ryrholm
Flogstavägen 158, S-75272 Uppsala, nrm@hig.se, Tel. +46-18460666, Fax +46-26648758.

Switzerland
Dr. Bernard Landry
Muséum d'Histoire naturelle, C. P. 6434, CH-1211 Genève, bernard.landry@ville-ge.ch, Tel. +41 22 418 6342.

United Kingdom
Prof. Matthew Gandy
Department of Geography, University College London, 26 Bedford Way, London WC1H 0AP. m.gandy@ucl.ac.uk, Tel. 020 7679 5517. UK rates are £36.50 (members) and £47.50 (associations), Co-op Bank, sort code: 08-92-80, account: 12408690. Please pay promptly, and avoid expense (and time) of a reminder.

USA
Eric Metzler
P.O. Box 45, Alamogordo, New Mexico 88311-0045, U.S.A., metzlere@msu.edu, Tel. 575-443-6250.

Application for membership – Aufnahmeantrag – Bulletin de souscription

(Please use block letters/Prière d'écrire en majuscules s.v.p./Bitte Großbuchstaben verwenden)

I hereby apply to become a member of the SEL. I acknowledge the aims of the SEL and agree to pay the annual dues.
Par la présente je souhaite devenir membre de la SEL, j'ai pris connaissance du règlement et des objectifs de l'association auxquels je souscris et accepte de régler ma cotisation annuelle.
Ich beantrage die Mitgliedschaft bei der SEL. Ich werde die satzungsmäßigen Ziele des Vereins beachten und den jährlichen Mitgliedsbeitrag bezahlen.

Surname/Nom/Name: _____

First name/Prénoms/Vornamen: _____

Title/Titre/Titel: _____

(Mail) address/Adresse/(Versand-)Anschrift: _____

_____

_____

Post code/Code/PLZ: _____

City/Ville/Ort: _____

Country/Pays/Land: _____

Phone/Téléphone/Telefon: _____

Fax: _____

Email/Courriel: _____

Birthday/Date de naissance/Geburtsdatum: _____

Profession/Beruf/Profession: _____

_____

Address of your Institute/Adresse de votre institut/Anschrift Ihres Instituts/:

_____

_____

_____

I collect, identify, study/Je collecte, détermine, étudie/Ich sammle, bestimme, bearbeite: _____

_____

Date and signature/Date et signature/Datum und Unterschrift _____

Membership becomes effective only after payment of the subscription fee to the SEL account at Postbank Köln or to the local treasurer in your country.
L'adhésion ne devient effective qu'une fois le règlement de la cotisation enregistré sur le compte de la Postbank Cologne ou chez la personne représentant la SEL dans votre pays.
Die Mitgliedschaft kann erst wirksam werden, wenn der Mitgliedsbeitrag auf das unten stehende Konto überwiesen oder an Ihren SEL-Schatzmeister vor Ort gezahlt wurde.

Ordinary members (individuals)/membres ordinaires (par personne)/Einfache Mitglieder (Einzelpersonen)— 50€
Corporate members (associations)/Institutions et entreprises/Institutionelle Mitglieder — 65€

Postbank Köln/Cologne
Account no./Konto-Nr./numéro de compte: 1956 50 507, BLZ 370 100 50
IBAN/NCBI: DE63 3701 0050 0195 6505 07
BIC/CIB: PBNKDEFF

(Payments with credit cards are not possible./Kreditkarten werden nicht akzeptiert./Les cartes bancaires ne sont pas acceptées.)

Nur für Mitglieder in Deutschland
Ich möchte den SEL Mitgliedsbeitrag bequem abbuchen lassen und ermächtige den Schatzmeister, den fälligen Jahresbeitrag jeweils zum 15. Februar von meinem Girokonto
Kontonummer _____ BLZ _____
bei der (Bank) _____
abzubuchen. Etwaige Stornokosten wegen Unterdeckung oder unrichtiger Bezeichnung des Kontos werde ich erstatten.

Ort: _____ Datum: _____ Unterschrift des Kontoinhaber: _____

Return to/Retournez à/Bitte zurücksenden an: SEL Membership Secretary Dr. Hossein Rajaei, Staatliches Museum für Naturkunde Stuttgart, Rosenstein 1, D-70191 Stuttgart, Germany **or/ou/oder** hossein.rajaei@smns-bw.de

ZOBODAT - www.zobodat.at

Zoologisch-Botanische Datenbank/Zoological-Botanical Database

Digitale Literatur/Digital Literature

Zeitschrift/Journal: Newsletter of the Societas Europaea Lepidopterologica

Jahr/Year: 2016

Band/Volume: 57

Autor(en)/Author(s): diverse

Artikel/Article: Newsletter of the Societas Europaea Lepidopterologica 57 1