

Notes on *Ceilodistrophon brunneum* BETHUNE-BAKER, 1908 (Lepidoptera: Noctuidae: Herminiinae)

M. Lödl

Abstract

Ceilodistrophon brunneum BETHUNE-BAKER, 1908 is redescribed and illustrated. Though the species exhibits an aberrant wing-shape and insignificant wing pattern the species is recognized as a member of the *Idia* HÜBNER, [1813] genus-group.

Zusammenfassung

Ceilodistrophon brunneum BETHUNE-BAKER, 1908 wird wiederbeschrieben und abgebildet. Obwohl die Art eine ungewöhnliche Flügelform und unsignifikante Flügelzeichnung aufweist wird sie als zur Gattungsgruppe *Idia* HÜBNER, [1813] gehörig erkannt.

Key words: *Ceilodistrophon*, Herminiinae, Indo-Australian Region, New Guinea, redescription.

Introduction


The knowledge of the Asiatic Herminiinae is strongly influenced by the publication of OWADA (1987). The author of the present paper has also contributed to the knowledge of the Old World Herminiinae by several redescriptions and a first attempt to define a group of herminiine moths near the genus *Idia* (LÖDL 1996a, b, c, 1997, 1998a, b, 1999, 2001b). *Ceilodistrophon* BETHUNE-BAKER, 1908 is another genus obviously belonging to the *Idia*-genus-group. Although the external shape of the forewings is aberrant (typical for most New Guinea genera !) the genitalic characters support this theory. This paper gives a short redescription of the male holotype of the type-species *Ceilodistrophon brunneum* BETHUNE-BAKER, 1908 and illustrates the adult as well as the genital.

Ceilodistrophon brunneum BETHUNE-BAKER, 1908

(Figs. 1-6)

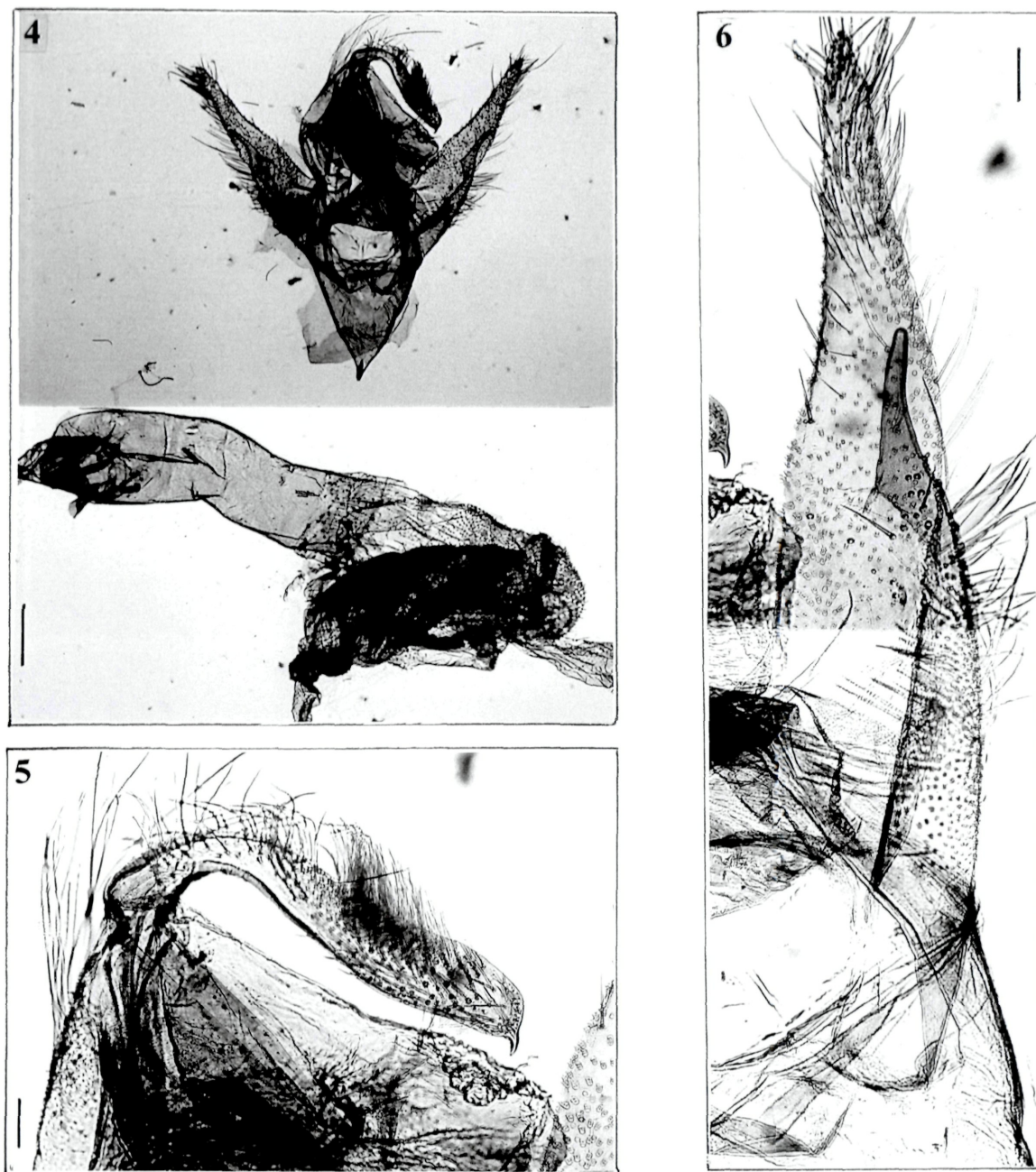
Type material:

Holotype: ♂, "Type. \ Ceilodistropho-n brunnea Type B-B \ Dinawa, B. New Guinea. 4,000 ft., Sept, 1902. Coll. A.E. Pratt. \ G.T.B.-Baker Coll. Brit. Mus. 1927-360. \ Noctuidae ♂ Brit. Mus. slide No. 16633" (BMNH).



Figs. 1-3 *Ceilodistrophon brunneum* BETHUNE-BAKER, 1908, ♂-holotype, Noctuidae Brit. Mus. slide No. 16633:

Fig. 1: Holotype recto.- **Fig. 2:** Holotype verso.- **Fig. 3:** Holotype, lateral view.



Figs. 4-6 *Ceilodiarthropon brunneum* BETHUNE-BAKER, 1908, ♂-holotype, genital, Noctuidae Brit. Mus. slide No. 16633:

Fig. 4: Corpus genitalis and aedeagus, total. Scale = 0.5 mm.- **Fig. 5:** Uncus. Scale = 0.1 mm.- **Fig. 6:** Right valve with process of sacculus. Scale = 0.1 mm.

Description

Head (Fig. 3): Dark reddish brown, on the underside blackish. The front with a crest of dark, hair-like scales. Antennae with cilia as long as the width of the antennal segments. Each antennal segment with an additional bristle of 2.5 of the width of the segment. Labial palps strictly curved upwards, dark brown, first two segments blackish on the underside. Labial palps covered with long scales but without tufts. Third joint blunt.

Thorax and abdomen: Thorax and abdomen dark reddish brown, especially the thorax with long scales. Underside of the thorax blackish. Legs dark brown or greyish brown, forelegs with long tufts of hairs on the tibia and with normal tarsus. A prespiracular hood is present.

Wings: Wingspan = 33 mm. Forewings of one colour: dark reddish brown. Wing pattern except of a reniform spot and an orbicular spot insignificant. Both spots are very small, white or beige. Forewing with rounded outer margin. Costal margin with a basal fold with tufts and a remarkable indentation. Forewing verso with a big central area of long, black, hair-like scales (Fig. 2). Forewings verso with a pale subterminal band. Hindwings also dark reddish brown with an extensive, pale area along the costal margin.

Male genitalia (Figs. 4-6): Male genital like an ice-cone with an overhanging vinculum, fine pointed valves and a sacculus process. Sacculus process formed like a horn (Fig. 6) and of 0.19 of the length of the valve. Uncus club-shaped and waved and with a small, distinct terminal hook (Fig. 5). The tip of the valve and the sacculus are densely covered with hair-like scales and bristles. Aedeagus blunt and big, longer as the overall-length of the corpus genitales. The voluminous vesica is covered with small, sclerotized spines

Discussion

The wing-shape is quite aberrant and the wing pattern insignificant. A representative number of Herminiinae species of New Guinea have this extraordinary appearance. Indentations of the wings, aberrations of the wing-venation and tufts of hairs on the wings, legs and labial palps are present and form a remarkable number of combinations of these features in many species. Due to genitalic characters *Ceilotiastrophon brunneum* is recognized as a member of the *Idia*-group. Bar-diagrams and scatterplots (Figs. 7-9) interpret some relational factors of male genitalia in several Herminiinae genera. The abbreviations follow LÖDL (2001a). Except of *Ceilotiastrophon* the same set of species of Herminiinae was investigated as in LÖDL (2001c). A second species, *Ceilotiastrophon albopunctata* (BETHUNE-BAKER, 1908: 207) [*Badiza*] [Type-locality: New Guinea, Aroa River], got its generic combination by POOLE (1989) and could not be investigated by the author yet.

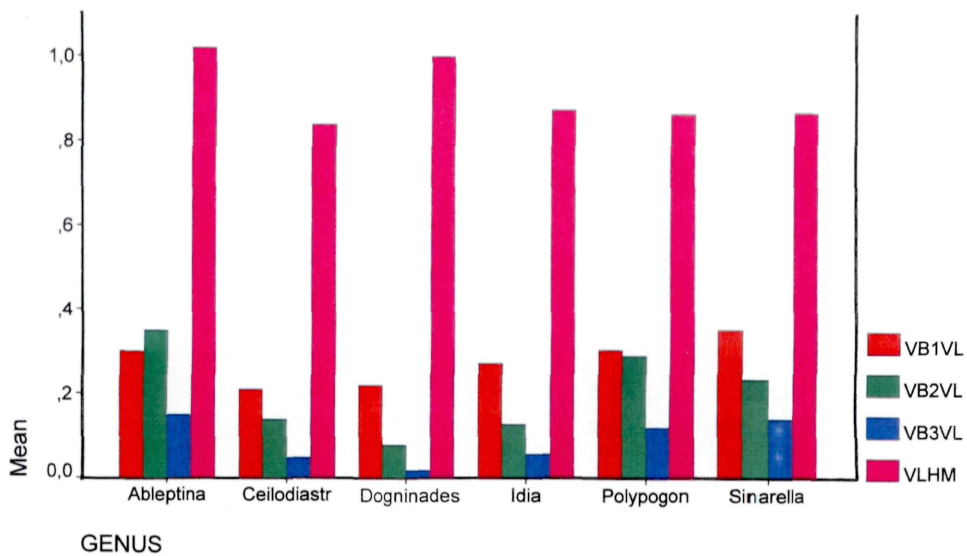
Literature

BETHUNE-BAKER, G.T. 1908: New Heterocera from British New Guinea.- *Novitates Zoologicae* 15: 175-243.

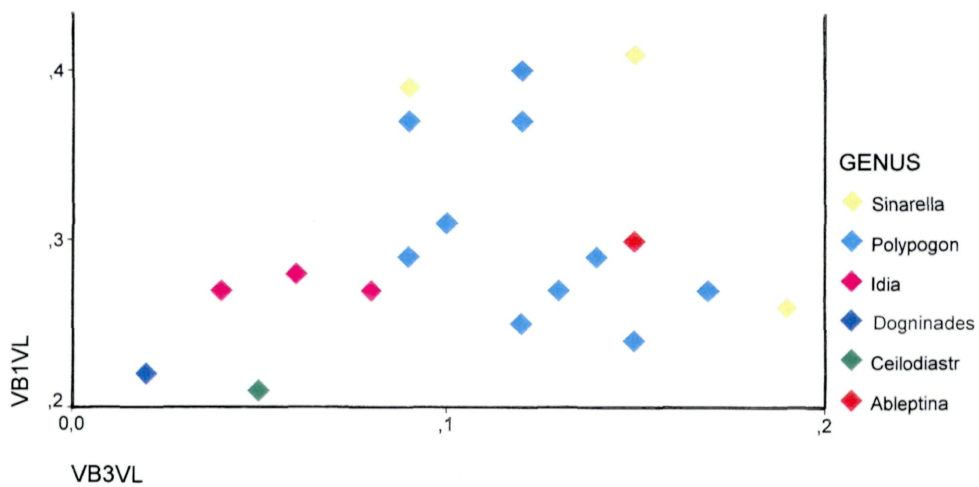
Figs. 7-9 Bar-diagrams and scatterplots of different relations of characters in some genera of Herminiinae (next page / nächste Seite):

Fig. 7: Bar-diagram demonstrating the proportions of the valve and the relation of the length of the valve to the overall-length of the corpus genitales. The relation in the genera *Ceilotiastrophon* and *Idia* show similarities.- **Fig. 8:** Demonstrates a similar detail (proportion of the valve) by scatterplot. The length of the aedeagus and of the valves in relation to the overall-length of the genital corpus shows the isolation of the *Idia*-complex on the left side.- **Fig. 9:** Scatterplot of the proportions of the saccus (relation of different widths of saccus to length of saccus). *Idia* and *Ceilotiastrophon* again have a similar appearance.

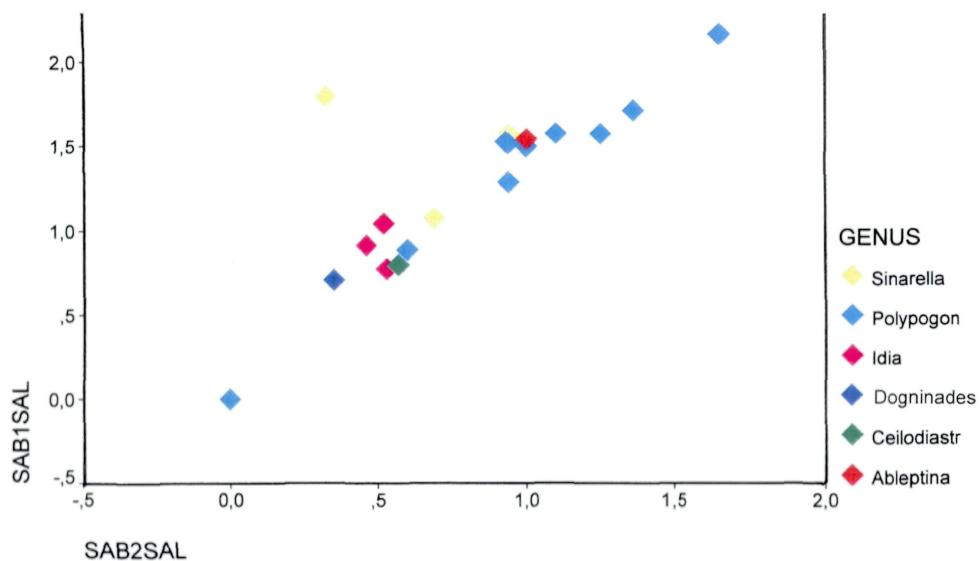
7



8



9



- LÖDL, M. 1996a: Wiederbeschreibung von [*Hypena*] *fuscomaculalis* SAALMÜLLER 1880 nebst Bemerkungen zur systematischen Stellung dieses Taxons (Lepidoptera: Noctuidae: Herminiinae).- *Senckenbergiana biologica* 75 (1/2): 193-202.
- LÖDL, M. 1996b: Zur Kenntnis von *Ctenypena tenuis* A.E.PROUT, 1927 und Erstbeschreibung des Weibchens (Lepidoptera: Noctuidae: Herminiinae).- *Annalen des Naturhistorischen Museums in Wien* 98B: 501-506.
- LÖDL, M. 1996c: Wiederbeschreibung von *Aulocheta violacea* A.E.PROUT, 1927 (Lepidoptera: Noctuidae: Herminiinae).- *Zeitschrift der Arbeitsgemeinschaft Österreichischer Entomologen* 48(3-4): 99-105.
- LÖDL, M. 1997: Wiederbeschreibung von *Ableptina delospila* A.E.PROUT, 1927 und Transfer in die Unterfamilie Herminiinae (Lepidoptera, Noctuidae).- *Annalen des Naturhistorischen Museums in Wien* 99B: 337-342.
- LÖDL, M. 1998a: Notes on *Cristatopalpus olivens* BETHUNE-BAKER, 1908 (Lepidoptera: Noctuidae: Herminiinae).- *Quadrifina* 1: 237-240.
- LÖDL, M. 1998b: First approach on the identity and taxonomic position of *Bleptinodes perumbrosa* (HAMPSON, 1898) (Lepidoptera: Noctuidae: Herminiinae).- *Quadrifina* 1: 241-246.
- LÖDL, M. 1999: Die Homonymie und Synonymie von „*Hypena fuscomaculalis*“, „*Hypena fuscularis*“ und [*Helia*] *serralis* MABILILE [1881] 1880 – ein skurriles nomenklatorisches Verwirrspiel (Insecta, Lepidoptera, Noctuidae, Herminiinae).- *Senckenbergiana biologica* 79(1): 63-70.
- LÖDL, M. 2001a: Morphometry and relation patterns in male genitalia of noctuids (Lepidoptera: Noctuidae).- *Quadrifina* 4: 5-33.
- LÖDL, M. 2001b: The genus *Ceraptila* GUENÉE, 1854 from South Africa (Lepidoptera: Noctuidae: Hypeninae).- *Quadrifina* 4: 95-100.
- LÖDL, M. 2001b: *Ricla saudeki* sp.n., a new Hypeninae from western Africa (Lepidoptera: Noctuidae).- *Quadrifina* 4: 107-115.
- OWADA, M. 1987: A taxonomic study on the subfamily Herminiinae of Japan (Lepidoptera, Noctuidae).- National Science Museum, Tokyo, 208 pp.
- POOLE, R.W. 1989: *Lepidopterorum Catalogus* (new series). Fasc. 118, Noctuidae Pt.1-3.- E.J. Brill, Fauna & Flora Publ., Leiden, New York, 1314 pp.

Author's address: Mag. Dr. Martin Lödl, Naturhistorisches Museum Wien, Burgring 7, A-1014 Wien, Austria.- e-mail: martin.loedl@nhm-wien.ac.at

ZOBODAT - www.zobodat.at

Zoologisch-Botanische Datenbank/Zoological-Botanical Database

Digitale Literatur/Digital Literature

Zeitschrift/Journal: [Quadrifina](#)

Jahr/Year: 2001

Band/Volume: [4](#)

Autor(en)/Author(s): Lödl Martin

Artikel/Article: [Notes on Ceilodiarthropus brunneum BETHUNE-BAKER, 1908 \(Lepidoptera: Noctuidae: Herminiinae\). 125-130](#)