



*Cladonia homchantarae*. Holotype (H). Scale 1 cm.

Fig. 1 in AHTI, T., PARNMEN, S. & MONGKOLSUK, P.: Three new species of *Cladonia* from Thailand: 15-19.



*Cladonia recticaulis*. Holotype (RAMK). Scale 3 cm.

Fig. 2 in AHTI, T., PARNMEN, S. & MONGKOLSUK, P.: Three new species of *Cladonia* from Thailand: 15-19.



*Cladonia rudis*. Part of holotype (RAMK) Scale 1 cm.



Fig. 3 in AHTI, T., PARNMEN, S. & MONGKOLSUK, P.: Three new species of *Cladonia* from Thailand: 15-19.



Habitat of *Ramalina azorica*.

Fig. 2 in APTROOT, A. & SCHUMM, F.: Key to *Ramalina* species known from Atlantic islands, with two new species from the Azores: 21-57.





*Bapalmuia juliae* (fig. 1; Holotype)

*Gyalecta coralloidea* (fig. 2; Holotype)

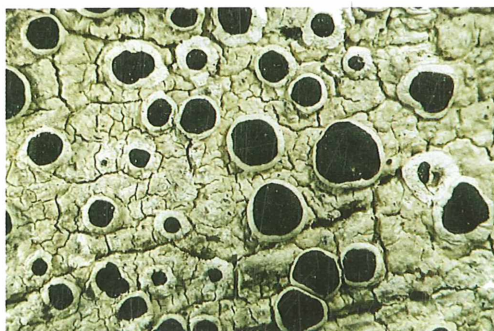
Fig. 1 & 2 in KALB, K.: New or otherwise interesting Lichens. IV: 239-248.



*Lecanora wirthii* (fig. 3; Holotype)

*Tephromela alectoronica* (fig. 4; Holotype)

Fig. 3 & 4 in KALB, K.: New or otherwise interesting Lichens. IV: 239-248.



*Tephromela physodica* (fig. 5; Holotype)


*Tephromela rhizophorae* (fig. 6; Holotype)

Fig. 5 & 6 in KALB, K.: New or otherwise interesting Lichens. IV: 239-248.



*Physcia aipolioides* (Südmähren, Gemeinde Šatov, Photo J. LIŠKA, 2006).

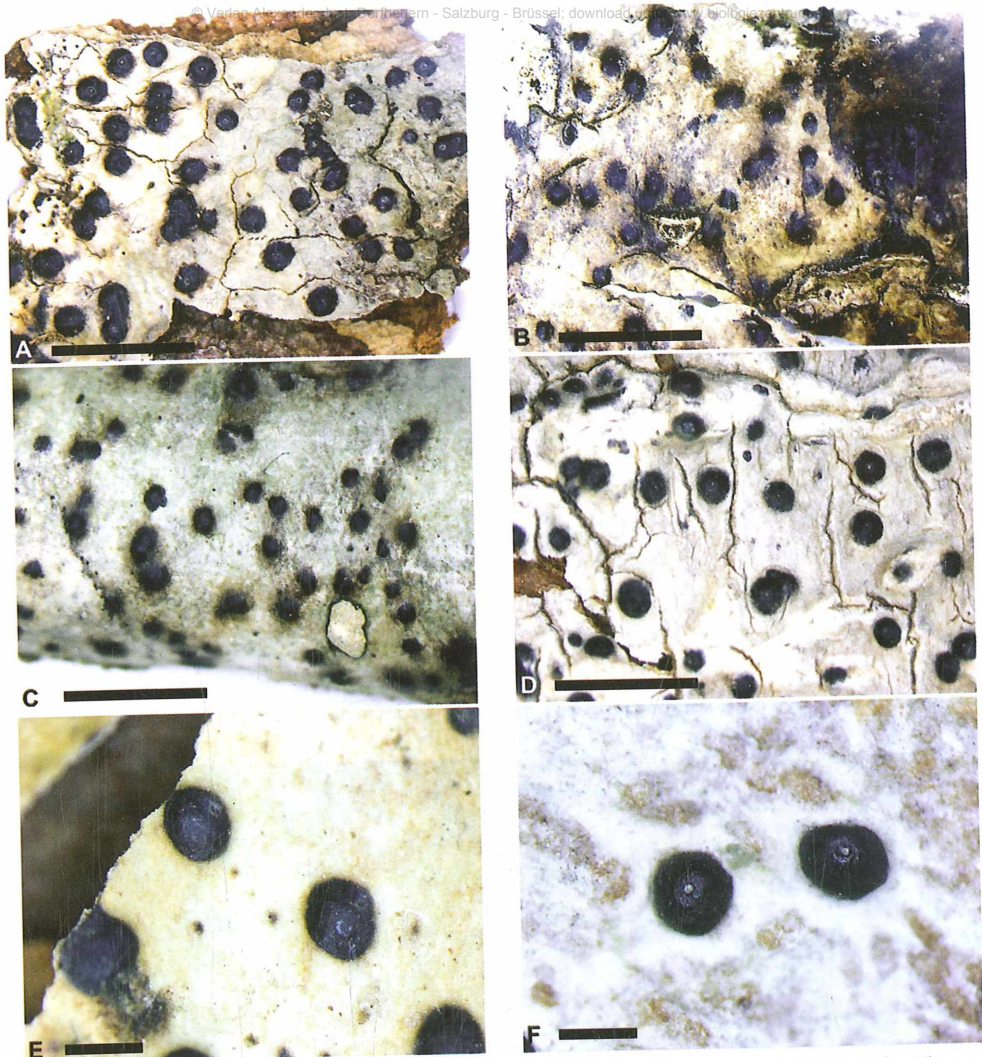
In LISICKÁ, E., LACKOVIČOVÁ, A., LIŠKA, J., LÖKÖS, L., LISICKÝ, M.J.: *Physcia aipolioides* - ein Beispiel einer invasiven Flechte oder einer unterschätzten Verbreitung?: 303-318.



Habit of *Gyrotrema wirthii* (A-B, holotype, C-D, LÜCKING 16241).

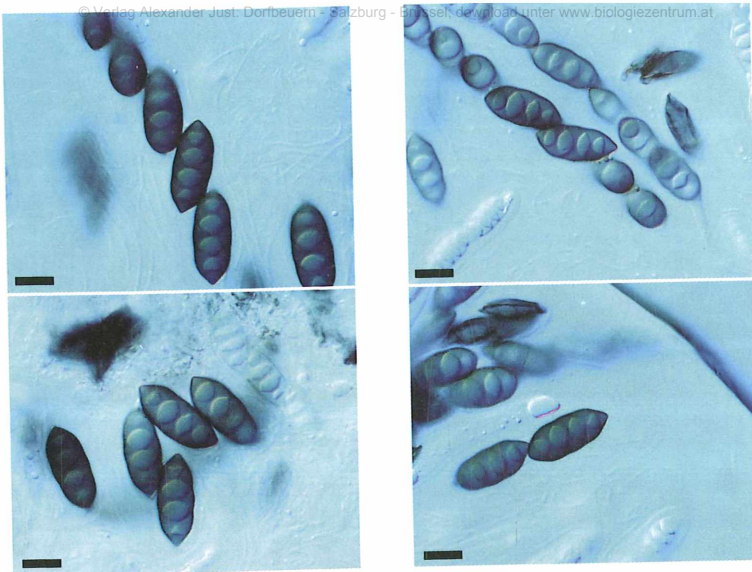
Fig. 1A-D in RIVAS PLATA, E., LÜCKING, R., LUMBSCH, H.T. & CHAVES, J.L.: *Gyrotrema wirthii*, a new species of *Gyrotrema* (Ascomycota: Ostropales: Graphidaceae) from Costa Rica: 417-420.





Habitus of *Pyrenula acutispora*. A: Madeira, KALB & KALB 23725 (hb KALB—holotypus). B: United Kingdom, COPPINS & al. 15366 (LG). C: France, Pédestarès, SÉRUSIAUX s. n. (LG). D-F: Tenerife, Cabezon del Tejo, March 1997, E. SÉRUSIAUX s. n. (LG). E: perithecia with lateral ostiole; F: perithecia with apical ostiole. Scale: A-D = 5 mm; E-F = 1 mm.

Fig. 1 in SÉRUSIAUX, E. & COPPINS, B.J.: *Pyrenula acutispora* in Western Europe, Macaronesia and British Columbia (Canada): 521-528.



Ascospores of *Pyrenula acutispora*. France, Génie Longue, E. SÉRUSIAUX s. n. (LG).  
Scale: 10  $\mu$ m.

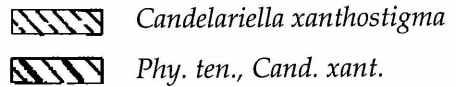
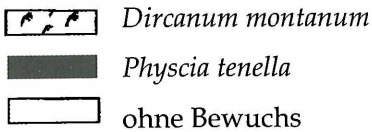
Fig. 2 in SÉRUSIAUX, E. & COPPINS, B.J.: *Pyrenula acutispora* in Western Europe, Macaronesia and British Columbia (Canada): 521-528.



Setup of artificial plastic leaves at La Selva Biological Station, Costa Rica, to test for the effect of drip-tips on foliicolous lichen community formation (from LÜCKING & BERNECKER-LÜCKING 2005).

Fig. 3 in LÜCKING, R.: Foliiicolous lichens as model organisms to study tropical rainforest ecology: background, data, and protocols: 335-362.





Darstellung der DBF 9; links Zustand 1999; Rechts Zustand 2005.

Abb. 2 in STETZKA, K.M. & WERTHSCHÜTZ, C.: Veränderungen der epiphytischen Moos- und Flechtenflora im Nationalpark „Sächsische Schweiz“ - Ergebnisse von Dauerbeobachtungsflächen von 1999 bis 2005: 529-543.

# ZOBODAT - [www.zobodat.at](http://www.zobodat.at)

Zoologisch-Botanische Datenbank/Zoological-Botanical Database

Digitale Literatur/Digital Literature

Zeitschrift/Journal: [Sauteria-Schriftenreihe f. systematische Botanik, Floristik u. Geobotanik](#)

Jahr/Year: 2008

Band/Volume: [15](#)

Autor(en)/Author(s): Anonymus

Artikel/Article: [Annex I-VII I-VII](#)