

A revision of the *Nazeris* fauna of the Himalaya (Coleoptera: Staphylinidae: Paederinae)

VOLKER ASSING

Abstract

The Himalayan species of the South Palaearctic genus *Nazeris* Fauvel, 1873 are revised. Disregarding several unnamed taxa, which are represented only by females, 48 species are recorded, 37 of which are new to science: *N. adentatus* n. sp. (E-Nepal); *N. annapurnae* n. sp. (C-Nepal); *N. barbatissimus* n. sp. (C-Nepal); *N. barbimpressus* n. sp. (E-Nepal); *N. barbisternalis* n. sp. (C-Nepal); *N. barbiventris* n. sp. (C-Nepal); *N. bipenicillatus* n. sp. (C-Nepal); *N. calvus* n. sp. (E-Nepal); *N. castratus* n. sp. (E-Nepal); *N. confluens* n. sp. (E-Nepal); *N. densissimus* n. sp. (C-Nepal); *N. diffissus* n. sp. (E-Nepal); *N. disinteger* n. sp. (C-Nepal); *N. dissectus* n. sp. (E-Nepal); *N. excisus* n. sp. (C-Nepal); *N. exsectus* n. sp. (E-Nepal); *N. flavapicalis* n. sp. (N-India: West Bengal); *N. flavocaudatus* n. sp. (N-India: West Bengal); *N. flexus* n. sp. (C-Nepal); *N. fractus* n. sp. (C-Nepal); *N. gilvapicalis* n. sp. (E-Nepal); *N. glabriventris* n. sp. (C-Nepal); *N. hirsutiventris* n. sp. (C-Nepal); *N. imberbis* n. sp. (E-Nepal); *N. incisus* n. sp. (C-Nepal); *N. inexcisus* n. sp. (C-Nepal); *N. kleebergi* n. sp. (E-Nepal); *N. laevis* n. sp. (C-Nepal); *N. parvilobatus* n. sp. (E-Nepal); *N. penicillatus* n. sp. (C-Nepal); *N. pugiofer* n. sp. (E-Nepal); *N. punctatissimus* n. sp. (C-Nepal); *N. rotundatus* n. sp. (E-Nepal); *N. sikkimensis* n. sp. (N-India: Sikkim); *N. schawalleri* n. sp. (E-Nepal); *N. tenuipennis* n. sp. (C-Nepal); *N. umbilicatus* n. sp. (C-Nepal) Except for *N. indicus* Cameron, 1943, whose male sexual characters are unknown, and *N. apterus* (Biswas & Sen Gupta, 1984), n. comb. (ex *Himastenus*), of which no material was available, all the named species are (re-)described and illustrated. Four synonymies are proposed: *Nazeris* Fauvel, 1873 = *Himastenus* Biswas & Sen Gupta, 1984, n. syn.; *N. franzi* Coiffait, 1975 = *N. major* Coiffait, 1975, n. syn.; *N. nepalensis* Coiffait, 1975 = *N. omisus* Coiffait, 1977, n. syn.; *N. quadriceps* Coiffait, 1975 = *N. trisulensis* Coiffait, 1984, n. syn. Three species groups are identified and characterized, the *N. elegans* (14 species distributed in Central Nepal), the *N. flavocaudatus* (16 species distributed in East Nepal, West Bengal, and Sikkim), and the *N. alticola* groups (18 species distributed in the region from Uttarakhand eastwards to Solukhumbu district in East Nepal).

The known distribution of *Nazeris* in the Himalaya ranges from Uttarakhand in the west to Sikkim in the east. Based on zoogeographic evidence, the Himalayan *Nazeris* fauna is of East Palaearctic affiliations. Thus, the East Palaearctic fauna is separated from that of the West Palaearctic region by a distribution gap of nearly 4000 km. Except for two records from Tibet, *Nazeris* is unknown from the East Himalaya between Sikkim and the Chinese province Yunnan, most likely owing to the general lack of material from this region. All the species are micropterous and, except for the relatively widespread *N. alticola* Coiffait, 1975, more or less locally endemic. The diversity is highest in central and East Nepal, and in Darjeeling District (North India); only two species are known from the region to the west of the Dhaulagiri range. A catalogue of the Himalayan *Nazeris* species is provided. The species inhabit the leaf litter layer of montane forest and shrub habitats between 1700 and 4200 m; the vertical distribution is illustrated. In all, the genus is now represented by 223 described species and seven subspecies. The distribution of the genus as a whole, the general distribution of records from the Himalaya, and the individual distributions of the Himalayan species are mapped.

Key words: Coleoptera, Staphylinidae, Paederinae, *Nazeris*, Palaearctic region, Himalaya, taxonomy, zoogeography, new species, new synonymies, new combination, vertical distribution, horizontal distribution, species groups.

Zusammenfassung

Die im Himalaya vertretenen Arten der südpaläarktischen Gattung *Nazeris* Fauvel, 1873 werden revidiert. Ausschließlich einiger nur durch Weibchen Vertreter, unbenannter Taxa werden 48 Arten aus dem Himalaya nachgewiesen, 37 davon werden erstmals beschrieben: *N. adentatus* n. sp. (Ostnepal); *N. annapurnae* n. sp. (Zentralnepal); *N. barbatissimus* n. sp. (Zentralnepal); *N. barbimpressus* n. sp. (Ostnepal); *N. barbisternalis* n. sp. (Zentralnepal); *N. barbiventris* n. sp. (Zentralnepal); *N. bipenicillatus* n. sp. (Zentralnepal); *N. calvus* n. sp. (Ostnepal); *N. castratus* n. sp. (Ostnepal); *N. confluens* n. sp. (Ostnepal); *N. densissimus* n. sp. (Zentralnepal); *N. diffissus* n. sp. (Zentralnepal); *N. disinteger* n. sp. (Zentralnepal); *N. dissectus* n. sp. (Ostnepal); *N. excisus* n. sp. (Zentralnepal); *N. exsectus* n. sp. (Ostnepal); *N. flavapicalis* n. sp. (Nordindien: Westbengalen); *N. flavocaudatus* n. sp. (Nordindien: Westbengalen); *N. flexus* n. sp. (Zentralnepal); *N. fractus* n. sp. (Zentralnepal); *N. gilvapicalis* n. sp. (Ostnepal); *N. glabriventris* n. sp. (Zentralnepal); *N. hirsutiventris* n. sp. (Zentralnepal); *N. imberbis* n. sp. (Ostnepal); *N. incisus* n. sp. (Zentralnepal); *N. inexcisus* n. sp. (Zentralnepal); *N. kleebergi* n. sp. (Ostnepal); *N. laevis* n. sp. (Zentralnepal); *N. parvilobatus* n. sp. (Ostnepal); *N. penicillatus* n. sp. (Zentralnepal); *N. pugiofer* n. sp. (Ostnepal); *N. punctatissimus* n. sp. (Zentralnepal); *N. rotundatus* n. sp. (Ostnepal); *N. sikkimensis* n. sp. (Nordindien: Sikkim); *N. schawalleri* n. sp. (Ostnepal); *N. tenuipennis* n. sp. (Zentralnepal); *N. umbilicatus* n. sp. (Zentralnepal). Mit Aus-

nahme von *N. indicus* Cameron, 1943, dessen männliche Sexualmerkmale unbekannt sind, und *N. apterus* (Biswas & Sen Gupta, 1984), **n. comb.** (ex *Himastenus*), von dem kein Material verfügbar war, werden alle benannten Arten beschrieben bzw. redeskribiert und abgebildet. Vier Namen werden synonymisiert: *Nazeris* Fauvel, 1873 = *Himastenus* Biswas & Sen Gupta, 1984, **n. syn.**; *N. franzi* Coiffait, 1975 = *N. major* Coiffait, 1975, **n. syn.**; *N. nepalensis* Coiffait, 1975 = *N. omisus* Coiffait, 1977, **n. syn.**; *N. quadraticeps* Coiffait, 1975 = *N. trisulensis* Coiffait, 1984, **n. syn.** Drei Artengruppen werden identifiziert und charakterisiert: die *N. elegans*- (14 Arten aus Zentralnepal), die *N. flavocaudatus*- (16 Arten aus Ostnepal, Westbengalen und Sikkim) und die *N. alticola*-Gruppe (18 Arten aus der Region von Uttarakhand ostwärts bis zum Solukhumbu District in Ostnepal).

Die derzeit bekannte Verbreitung der Gattung im Himalaya erstreckt sich von Uttarakhand im Westen bis nach Sikkim im Osten. Nach zoogeographischen Hinweisen ist die *Nazeris*-Fauna des Himalaya ostpaläarktischen Ursprungs. Damit ist die Fauna der Ostpaläarktis von der der Westpaläarktis durch eine Verbreitungslücke von fast 4000 km getrennt. Aus dem Osthimalaya zwischen Sikkim und der chinesischen Provinz Yunnan ist *Nazeris*, abgesehen von zwei Nachweisen aus Tibet, unbekannt, sehr wahrscheinlich aufgrund geringer Untersuchungsintensität. Alle Arten sind brachypter und, mit Ausnahme des weiter verbreiteten *N. alticola* Coiffait, 1975, mehr oder weniger lokalendemisch. Die Diversität ist in Zentral- und Ostnepal sowie in Westbengalen am höchsten; nur zwei Arten sind aus der Himalaya-Region westlich des Dhaulagiri-Massivs bekannt. Ein Katalog der *Nazeris*-Arten des Himalaya wird erstellt. Die *Nazeris*-Arten des Himalaya leben in der Bodenstreu montaner Wald- und Buschbiotope in Höhenlagen zwischen 1700 und 4200 m. Die horizontale Verteilung wird illustriert. Insgesamt umfasst *Nazeris* derzeit 223 beschriebene Arten und sieben Unterarten. Die Verbreitung der gesamten Gattung, die Verteilung der Nachweise im Himalaya und die Verbreitungsgebiete der einzelnen Arten im Himalaya werden anhand von Karten illustriert.

Contents

1	Introduction	66
2	Material and methods	67
3	Results	67
3.1	Taxonomy, diversity, and zoogeography	67
3.2	Species groups	70
3.3	Natural history	70
3.4	Catalogue of the <i>Nazeris</i> species of the Himalaya	71
3.5	The <i>Nazeris</i> species of the Himalaya	72
3.5.1	The species of the <i>N. elegans</i> group	72
3.5.2	The species of the <i>N. flavocaudatus</i> group	89
3.5.3	The species of the <i>N. alticola</i> group	107
3.5.4	Unnamed species	129
4	References	130

1 Introduction

The distribution of *Nazeris* Fauvel, 1873 ranges from the Iberian Peninsula and Northwest Africa in the west across the south of the Palaearctic region to China, Taiwan, and Japan in the east and extends also into the adjacent northern parts of the Oriental region (North Vietnam, northern Thailand) (ASSING 2013a). The genus previously included a total of 185 species and seven subspecies (ASSING 2014, HU et al. 2013). Thus, in the Palaearctic region, *Nazeris* represents one of the most speciose genera of the Paederinae, outnumbered in micropterous, endemic species only by *Lathrobium* Gravenhorst, 1802, a mega-diverse Holarctic genus currently comprising more than 500 species in the Palaearctic region.

Relatively few *Nazeris* species (eleven species) are distributed in the West Palaearctic, most of them in the Mediterranean (ASSING 2009). The diversity hotspots in the East Palaearctic are China (105 species), Taiwan (21 species and one subspecies), and Japan (25 species and six

subspecies). Only 13 species had been recorded from the Himalaya, eleven from Nepal and two from North India. Nine species are known from the northern Oriental region sensu SMETANA (2004), seven from Vietnam and two from Thailand (ASSING 2014).

Without exception, all the extant *Nazeris* species are wingless and consequently have more or less restricted distributions. In China, the vast majority of species is endemic to individual mountain ranges (ASSING 2013a, c). The general distribution of the genus (Fig. 1a) is characterized by evident gaps. In the West Palaearctic, for instance, *Nazeris* is absent from South Europe between the Iberian Peninsula and Turkey (ASSING 2009). There is an even wider gap of nearly 4000 km between the easternmost West Palaearctic representatives, *N. pallidipes* Reitter, 1888 from the West Caucasus and *N. ammonita* (Saulcy, 1865) from the Middle East, and the westernmost *Nazeris* species in the East Palaearctic region, *N. sikh* Shavrin, 2011 from Uttarakhand, North India. Such remarkable disjunctions, together with the low dispersal power of *Nazeris*

species, suggest that the present distribution of the genus is more likely a result of extinction than colonization.

The West Palaearctic *Nazeris* species were revised recently (ASSING 2009), and informative, modern descriptions and illustrations are available for the vast majority of the species described from China, Taiwan, and Japan. The fauna of the Himalaya, by contrast, has not been revised and, except for one species, all the species were described prior to 1985. The first Himalayan species was described from Darjeeling (North India) by CAMERON (1943). Subsequently, COIFFAIT (1975, 1977, 1981, 1984) described eleven additional species from Nepal. A thirteenth species from Uttarakhand (North India) was added recently by SHAVRIN (2011).

A recent revision of the Himalayan *Lathrobium* species (ASSING 2012) yielded as many as 32 species new to science, as well as several synonymies and new combinations, and raised the number of species known from this region from 21 to 48. Additional four species were described subsequently (ASSING 2013b, d), so that, at present, *Lathrobium* is represented in the Himalaya by 52 described species. Thus, compared to the species number known before the revision, the diversity of described species has increased by a factor of approximately 2.5. Regarding Himalayan *Nazeris*, there was good reason to expect a similar trend, particularly in view of the numerous field trips conducted to Nepal by various, mostly German coleopterists since the 1980s, such as MATTHIAS HARTMANN, OLAF JÄGER, IVAN LÖBL, JOCHEN MARTENS, WOLFGANG SCHAWALLER, JOACHIM SCHMIDT, and ALEŠ SMETANA.

Acknowledgements

I am indebted to the colleagues indicated in the material section for the loan of material under their care. Special thanks are due to BENEDIKT FELDMANN (Münster), ANDREAS KLEEBERG (Berlin), and GUILLAUME DE ROUGEMONT (Oxford) for the generous permission to retain several holotypes and single males needed for future reference purposes. GUILLAUME DE ROUGEMONT drew my attention to the possible synonymy of *Himastenus* with *Nazeris*. MATTHIAS HARTMANN (Erfurt) and ALEŠ SMETANA (Ottawa) assisted in the identification of localities in Nepal. HARALD SCHILLHAMMER (NHMW) made scans of excerpts from FRANZ' diary available. The comments and suggestions of two anonymous reviewers are much appreciated.

2 Material and methods

The material treated in this study is deposited in the following public institutions and private collections:

BMNH	The Natural History Museum, London (R. G. BOOTH)
cAss	author's private collection
cFel	private collection BENEDIKT FELDMANN, Münster
cKle	private collection ANDREAS KLEEBERG, Berlin
cSha	private collection ALEXEY SHAVRIN, Daugavpils
MHNG	Muséum d'Histoire Naturelle, Genève (G. CUCCODORO)
MNHNP	Muséum National d'Histoire Naturelle, Paris (A. TAGHAVIAN)

NHMB	Naturhistorisches Museum Basel (M. GEISER, I. ZÜRCHER)
NHMW	Naturhistorisches Museum Wien (H. SCHILLHAMMER)
NME	Naturkundemuseum Erfurt (M. HARTMANN)
SMNS	Staatliches Museum für Naturkunde, Stuttgart (W. SCHAWALLER)
SNSD	Staatliche Naturkundliche Sammlungen, Dresden (O. JÄGER)

The morphological studies were conducted using a Stemi SV 11 microscope (Zeiss Germany) and a Jenalab compound microscope (Carl Zeiss Jena). A digital camera (Nikon Coolpix 995) was used for the photographs. The maps were created using MapCreator 2.0 (primap) software. The coordinates of numerous localities were obtained from AHRENS (2004).

Body length was measured from the anterior margin of the mandibles (in resting position) to the abdominal apex, the length of the forebody from the anterior margin of the mandibles to the posterior margin of the elytra, head length from the anterior margin of the frons to the posterior margin of the head, elytral length at the suture from the apex of the scutellum to the posterior margin of the elytra, and the length of the aedeagus from the apex of the ventral process to the base of the aedeagal capsule. The "parameral" side (i. e., the side where the sperm duct enters) is referred to as the ventral, the opposite side as the dorsal aspect.

The individual labels of type specimens are separated by slashes; they are cited in the original spelling and format, except that slashes are replaced with commas and that capitalized geographic names of countries are given in standard format (i. e., "Nepal" rather than "NEPAL"). Moreover, the following adaptations were made according to the general format requirements of the journal: names of persons (except authors of species) in small capitals, scientific names of genera and species in italics, dates with the months always in Roman numbers.

3 Results

3.1 Taxonomy, diversity, and zoogeography

The revision yielded 37 species new to science, and four names are synonymized, so that the *Nazeris* fauna of the Himalaya is now represented by as many as 48 named species and nearly as diverse as the *Lathrobium* fauna. Including the newly named taxa, the genus at present comprises a total of 223 described species and seven subspecies. The total distribution of the genus with the records of all the species, except *N. anhuiensis* (Li, 1993), pooled is illustrated in Fig. 1a.

Two species remain of doubtful identity: the male sexual characters of *N. indicus* are still unknown, and no material of *N. apterus* has become available for revision. The other 46 species are (re-)described and illustrated.

Aside from few exceptions such as *N. confluens*, which is characterized by a conspicuously confluent punctuation of the head, a reliable identification at the species level is nearly always possible only based on the male primary and often also the secondary sexual characters. Therefore,



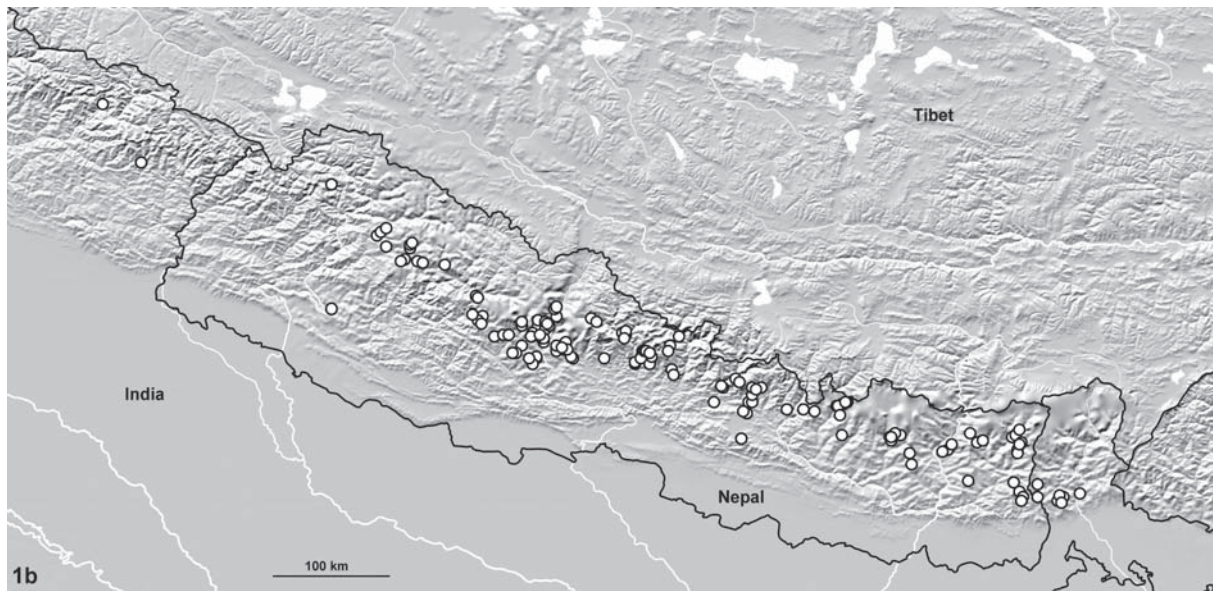


Fig. 1. General distribution of *Nazeris* (Fig. 1a, page left) and distribution of records in the Himalaya (Fig. 1b, above). In Fig. 1a the revised (black circles) and literature records (white circles) of all the species of the genus are pooled. Only *Nazeris anhuiensis* (Li, 1993), whose type locality (Anhui, a Chinese province) is too vague, is omitted. Many of the individual dots in the East Palaearctic represent the known distributions of two or more species. In Fig. 1b all revised records are pooled.

a key to species would be of little use. Instead, Himalayan *Nazeris* material is best determined by comparing the morphology of the aedeagus, particularly the shape of the ventral process in lateral view, as well as the shapes and chaetotaxy of the male sternites VII and VIII with the illustrations provided in the species sections. For characters distinguishing the species groups see the following sections.

The vast majority (43) of Himalayan *Nazeris* species has been recorded from Nepal; only five species are known from India, one from Uttarakhand and four from West Bengal and Sikkim. *Nazeris sikh* from Uttarakhand is the westernmost and *N. sikkimensis* from Sikkim the easternmost *Nazeris* species in the Himalaya. Remarkably, except for two records from eastern Tibet, the genus is unknown from the region between Sikkim and Yunnan. The presence of only two species (belonging to the same species group) in the region to the west of the Dhaulagiri range (West Nepal, Uttarakhand) suggests that *Nazeris* diversity is fading out towards the west, that the Himalayan *Nazeris* fauna is of East Palaearctic affiliations, that accordingly the Himalaya was colonized from the east and not from the west, and that the absence of records from the West Himalaya west of Uttarakhand probably reflects an actual distribution gap. However, the latter is probably not true of the East Himalaya east of Sikkim. East Nepal and the adjacent parts of North India are evidently rich in species, and as many as 34 species have been recorded from Yunnan, suggesting that *Nazeris* diversity should also be high in the East Himalaya. The absence of records from

this region most likely represents an artefact reflecting the absence of material resulting from low collecting activity rather than actual diversity. Similar artificial “distribution gaps” in this region are known also from other staphylinid taxa such as *Lathrobium* and *Othius* Stephens, 1829 (ASSING 1998, 2012). Even in Nepal, where entomological field research has increased significantly in the past three decades, the known diversity is presumably still strongly biased due to the respective collecting activity. Thus, most of the species (and records) are from Central Nepal (Fig. 1b), which is more easily accessible and where collecting is less impeded by administrative and other restrictions. There is, however, no evidence suggesting that the diversity should not be at least as high in East Nepal. In any case, even in Central Nepal the known inventory of the *Nazeris* fauna is probably still rather incomplete, as can be inferred from the observations that practically every field trip resulted in the discovery of additional species, that numerous species are known only from a single locality, and that the material treated in the course of the present revision included several unnamed species represented exclusively by females.

While most species in the region from central Nepal to Sikkim appear to be locally endemic, some species, e. g., *N. nepalensis* and *N. tenuipennis*, have less restricted distributions (Fig. 107). The most widespread Himalayan *Nazeris* species is *N. alticola*, whose distribution ranges from the northwestern Nepal to the Kali-Gandaki valley in central Nepal (Fig. 204).

3.2 Species groups

Based on the external and male sexual characters, the Himalayan *Nazeris* fauna is represented by three species groups.

The *N. elegans* group includes 14 species distributed in central Nepal, from the Dhaulagiri range in the west to the environs of Kathmandu in the east (Figs. 106–107): *N. elegans*, *N. franzi*, *N. hippi*, *N. laevis*, *N. punctatissimus*, *N. densissimus*, *N. nepalensis*, *N. annapurnae*, *N. tenuipennis*, *N. umbilicatus*, *N. excisus*, *N. incisus*, *N. apterus*, and *N. glabriventris*. The species of this group share a relatively large (length of forebody 3.3–4.3 mm) and often slender body (e. g., Figs. 3, 9, 15, 21), a relatively fine, often very dense and/or more or less distinctly umbilicate punctation of the head (e. g., Figs. 4, 10, 16, 22, 59, 68), a usually weakly modified male sternite VII (weakly to moderately transverse; pubescence usually unmodified; posterior margin in the middle weakly concave at most; e. g., Figs. 5, 11, 17, 23), a relatively slender male sternite VIII (usually with rather small posterior excision; e. g., Figs. 6, 12, 18, 24), and a small (in relation to body size) and rather uniformly shaped aedeagus with a weakly sclerotized, laterally more or less compressed, and ventrally dentate (lateral view) ventral process (e. g., Figs. 7–8, 13–14, 19–20, 25–27). Among the species of the *N. elegans* group, *N. glabriventris* is characterized by distinctive modifications, most likely autapomorphies, of the male sternite VII (postero-median portion impressed and without pubescence, on either side of this impression with distinct cluster of dense stout setae; Figs. 90–91), of the male sternite VIII (anteriorly with median carina; posterior excision very deep and narrow; Fig. 92), and of the aedeagus (ventral process rather broad in ventral view; dorso-lateral apophyses strongly dilated apically; Figs. 93–96); the same is probably true also of *N. apterus*, its hypothesized adelphotaxon, of which no material was available for examination.

The *N. flavocaudatus* group comprises 16 species distributed in East Nepal, West Bengal, and Sikkim (Figs. 107–108): *N. confluens*, *N. parvilobatus*, *N. imberbis*, *N. diffissus*, *N. dissectus*, *N. flavocaudatus*, *N. flavapicalis*, *N. indicus*, *N. gilvapicalis*, *N. barbimpressus*, *N. pugiofer*, *N. castratus*, *N. calvus*, *N. adentatus*, *N. exsectus*, and *N. sikkimensis*. The species of this group are characterized by intermediate body size (length of forebody 2.9–3.5 mm), moderately coarse punctation of the head (e. g., Figs. 98, 110, 117, 125, 131), a more or less strongly transverse male sternite VII with a usually more or less distinctly, broadly concave posterior margin (e. g., Figs. 99, 111, 118, 126, 132) (exception: *N. castratus*), a usually transverse and often impressed male sternite VIII with more or less distinctly modified pubescence and a rather deep posterior excision (e. g., Figs. 100, 112–113, 119–120, 127, 133), and an aedeagus of rather vari-

able morphology (e. g., Figs. 101–104, 128–129, 134–135, 141–143, 148–149). Within the *N. flavocaudatus* group, *N. confluens*, *N. parvilobatus*, and *N. imberbis* from East Nepal form a somewhat distinct subgroup, the *N. confluens* subgroup, characterized by an aedeagus with a broad ventral process in ventral view and with very short and thin dorso-lateral apophyses (Figs. 101–104, 114–115, 121–123). The remaining species constitute the *N. flavocaudatus* subgroup; they share a more slender aedeagus and many of them have the apex of the abdomen more or less extensively yellowish.

The *N. alticola* group includes 18 species of more western distribution, from Uttarakhand eastwards to Solukhumbu District (approximately 86°45'E) in Nepal (Figs. 204–205): *N. alticola*, *N. sikh*, *N. bipenicillatus*, *N. disinteger*, *N. penicillatus*, *N. inexcisus*, *N. fractus*, *N. flexus*, *N. cephalotes*, *N. quadraticeps*, *N. brevipennis*, *N. hirsutiventris*, *N. barbatissimus*, *N. barbiventris*, *N. barbisternalis*, *N. rotundatus*, *N. kleebergi*, and *N. schawalleri*. These species are characterized by small body size (length of forebody 2.3–3.3 mm; exceeding 2.9 mm in only three species), coarse and usually non-umbilicate punctation of the head (e. g., Figs. 207, 214, 221, 229, 261), more or less distinctly modified pubescence of the male sternite VII (e. g., Figs. 208–209, 215–216, 222–223, 238–239, 290–291, 296–297), a more or less distinctly transverse male sternite VIII with a mostly deep and anteriorly acute posterior excision (e. g., Figs. 210, 217, 224, 285, 292, 298), and a rather uniform aedeagus with a laterally compressed and ventrally dentate ventral process and with nearly straight and apically at most weakly dilated dorso-lateral apophyses (e. g., Figs. 211–212, 218–219, 225–227, 233–234, 241–242).

Remarkably, unlike *Nazeris* species seen from other regions, many representatives of the *N. alticola* and *N. flavocaudatus* groups still possess a rudimentary palisade fringe at the posterior margin of the abdominal tergite VII.

3.3 Natural history

Based on the available data (specimen labels; diary entries), the Himalayan *Nazeris* species inhabit the leaf litter layer of various coniferous (fir, pine, spruce, tsuga, etc.), broad-leaved (oak, birch, alder, etc.), rhododendron, and mixed forests, as well as shrub habitats. The vast majority of specimens was evidently obtained by sifting. On several occasions, two or even three species, mostly belonging to different species groups, were found in the same sample, suggesting that they occur syntopically.

The elevations range from 1700 to 4200 m, with the vast majority of records between 1800 and 4000 m (Fig. 2). Thus, the altitudinal range is approximately 800 m below that of Himalayan *Lathrobium* (range: 2400–5000 m; core range: 2700–4700 m); for comparison see figure 1 in

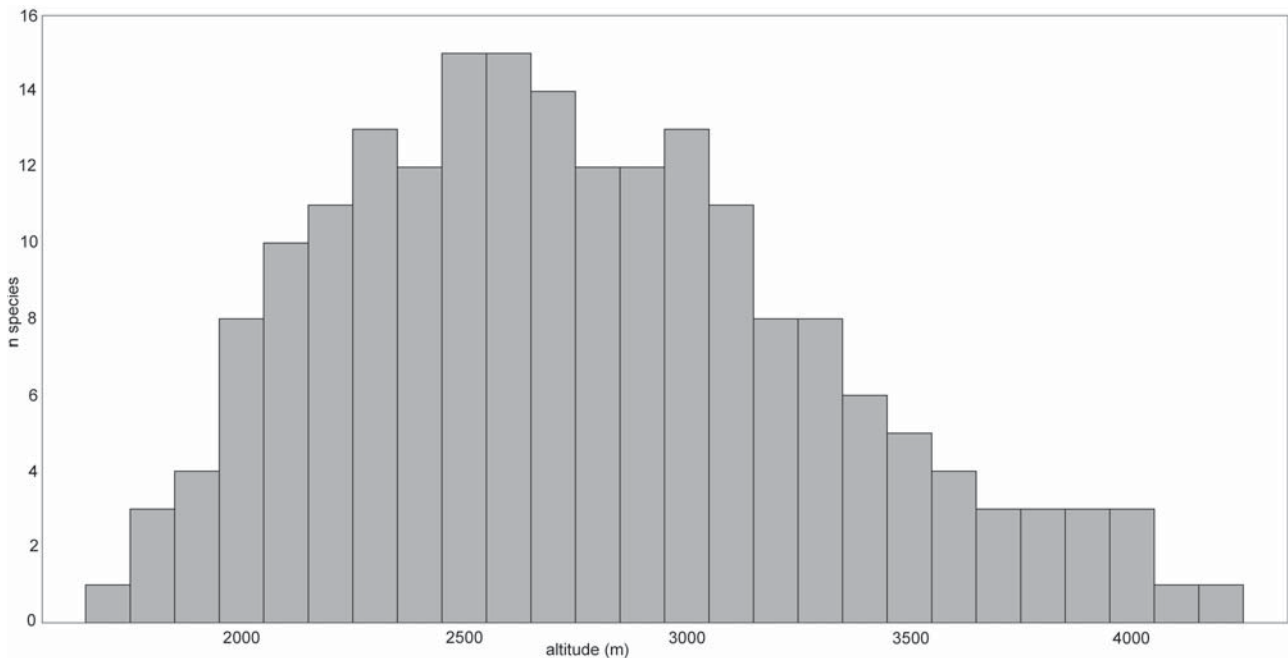


Fig. 2. Pooled vertical distribution of Himalayan *Nazeris* species.

ASSING (2012). This also explains why, unlike *Lathrobium*, *Nazeris* species tend to be more widespread and endemic to valleys rather than individual mountain ranges; at least this can be said for those species of which more material and more records are available. For instance, *N. nepalensis* is distributed on both sides of the Kali-Gandaki valley, both in the adjacent Dhaulagiri and Annapurna ranges. Similarly, the closely related *N. tenuipennis* has been recorded from both the Annapurna and the Manaslu ranges, on either side of the Marsyangdi Khola valley (Fig. 107). Himalayan *Lathrobium* species, by contrast, inhabit the higher montane and alpine zones, tend to have more restricted distributions, and are usually endemic to individual mountains or mountain ranges (ASSING 2012).

Teneral adults were collected in April (10 samples; 10 species), May (8; 6), September (10; 2), October (11; 7), and November (1; 1). In several cases tenerals of the same species were recorded both in spring and in autumn. These observations suggest that reproduction occurs during the warmer seasons (probably late spring and summer) and that the species may hibernate in the adult and pupal stages, possibly also in the larval stage.

3.4 Catalogue of the *Nazeris* species of the Himalaya

The page numbers of the present paper are given in square brackets.

adentatus n. sp. – E-Nepal: Taplejung District [104]

alticola Coiffait, 1975 – W-/C-Nepal: eastwards to Kali-Gandaki valley [107]

annapurnae n. sp. – C-Nepal: Annapurna [80]

apterus (Biswas & Sen Gupta, 1984) – C-Nepal: W Kathmandu: Duman [89]

barbatissimus n. sp. – C-Nepal: Langtang [123]

barbimpressus n. sp. – E-Nepal: Ilam and Panchthar Districts [99]

barbisternalis n. sp. – C-Nepal: NE Barahbise [125]

barbiventris n. sp. – C-Nepal: Shermathang env. [123]

bipenicillatus n. sp. – C-Nepal: Dhaulagiri [112]

brevipennis Coiffait, 1981 – C-Nepal: Shermathang env. [120]

calvus n. sp. – E-Nepal: Taplejung District [104]

castratus n. sp. – E-Nepal: Panchthar District [103]

cephalotes Coiffait, 1975 – C-Nepal: Phulchoki [119]

confluens n. sp. – E-Nepal: mountains E Arun valley [89]

densissimus n. sp. – C-Nepal: Annapurna [77]

diffissus n. sp. – E-Nepal: Ilam District [95]

disinteger n. sp. – C-Nepal: Annapurna [114]

dissectus n. sp. – E-Nepal: Ramechhap and Solukhumbu Districts [95]

elegans Coiffait, 1975 – C-Nepal: Dinguari Khola valley [72]

excisus n. sp. – C-Nepal: Langtang [85]

exsectus n. sp. – E-Nepal: Taplejung District [106]

flavapicalis n. sp. – N-India: West Bengal: Darjeeling District [98]

flavocaudatus n. sp. – N-India: West Bengal: Darjeeling District [96]

flexus n. sp. – C-Nepal: Manaslu [117]

fractus n. sp. – C-Nepal: Manaslu [117]

franzi Coiffait, 1975 (= *major* Coiffait, 1975; n. syn.) – C-Nepal: Langtang [72]

gilvapicalis n. sp. – E-Nepal: Ilam District [99]

glabriventris n. sp. – C-Nepal: Phulchoki, Shivapuri Lekh [87]

hippi Coiffait, 1975 – C-Nepal: Phulchoki [74]

hirsutiventris n. sp. – C-Nepal: Langtang [122]

imberbis n. sp. – E-Nepal: Solukhumbu District [93]

- incisus* n. sp. – C-Nepal: Langtang [86]
indicus Cameron, 1943 – N-India: West Bengal: Darjeeling District [98]
inexcisus n. sp. – C-Nepal: Manaslu [116]
kleebergi n. sp. – E-Nepal: Rolwaling [127]
laevis n. sp. – C-Nepal: Manaslu [75]
nepalensis Coiffait, 1975 (= *omissus* Coiffait, 1977; n. syn.) – C-Nepal: Dhaulagiri, Annapurna [79]
parvilobatus n. sp. – E-Nepal: Taplejung District [91]
penicillatus n. sp. – C-Nepal: Manaslu [114]
pugiofer n. sp. – E-Nepal: Panchthar District [101]
punctatissimus n. sp. – C-Nepal: Dhaulagiri [77]
quadraticeps Coiffait, 1975 (= *trisulensis* Coiffait, 1984; n. syn.) – C-Nepal: Trisuli Ganga valley, W-Langtang [120]
rotundatus n. sp. – E-Nepal: Dolakha District [126]
schawalleri n. sp. – E-Nepal: Solukhumbu District [129]
sikh Shavrin, 2011 – N-India: Uttarakhand [111]
sikkimensis n. sp. – N-India: Sikkim [107]
tenuipennis n. sp. – C-Nepal: Annapurna, Manaslu [82]
umbilicatus n. sp. – C-Nepal: Manaslu [84]

3.5 The *Nazeris* species of the Himalaya

3.5.1 The species of the *N. elegans* group

Nazeris elegans Coiffait, 1975
 (Figs. 3–8, 106)

Nazeris elegans COIFFAIT, 1975: 163 ff.

Type material examined

Holotype ♂: “Zentral-Nepal, Sept.–Okt. 1971, lg. H. FRANZ / Dinguari Kola-Tal, oberh. Trisuli Basar / Pa 176 [overleaf] [according to FRANZ’ diary sifted in an alder forest on the trail to Fulung on 11.X.1971] / Holotype / *Nazeris elegans* H. Coiffait 1974 / *Nazeris elegans* Coiffait, det. V. ASSING 2013” (NHMW). – Paratype ♂: same data as holotype, but “Pa 178” [according to FRANZ’ diary sifted in a mixed forest, predominantly composed of alder, on 11.X.1971] (MNHNP).

Comment

The original description of *N. elegans* is based on a holotype and a paratype, both males, from “Dinguari Kola-Tal au dessus de Trisuli Basar, Népal central” (COIFFAIT 1975).

Redescription

Body length 6.8–7.3 mm; length of forebody 3.7–3.8 mm. Holotype as in Fig. 3. Coloration: body blackish with the elytra slightly paler; legs and antennae yellowish, with antennomere I slightly darker.

Head (Fig. 4) oblong, approximately 1.1 times as long as broad; punctation relatively fine, very dense, partly somewhat confluent, and not distinctly umbilicate; dorsal surface nearly matt; interstices without microsculpture; eyes of moderate size and distinctly convex, approximately one third as long as the distance from posterior margin of eye to posterior constriction of head. Antenna 2.2 mm long.

Pronotum (Fig. 4) approximately 1.2 times as long as broad and 0.85 times as broad as head; punctation similar to that of head, but slightly coarser, also partly somewhat confluent, interstices forming narrow ridges; midline without impunctate line.

Elytra (Fig. 4) 0.6 times as long as pronotum; humeral angles obsolete; punctation dense, coarse, and defined. Hind wings completely reduced. Metatarsomere I nearly as long as the combined length of II–V.

Abdomen approximately 1.25 times as broad as elytra; punctation very dense on all tergites, somewhat finer on posterior than on anterior tergites; interstices without appreciable microsculpture; posterior margin of tergite VII without palisade fringe; posterior margin of tergite VIII distinctly convex.

♂: sternite VII (Fig. 5) moderately transverse, with dense pubescence, and with very weakly concave posterior margin, otherwise unmodified; sternite VIII (Fig. 6) weakly oblong, barely 1.05 times as long as broad; posterior excision narrowly V-shaped and approximately 0.2 times as deep as length of sternite; aedeagus (Figs. 7–8) 0.80–0.85 mm long; ventral process laterally compressed, sharply edged ventrally; dorso-lateral apophyses short, strongly curved subapically, and somewhat dilated apically, far from reaching apex of ventral process.

Comparative notes

This species is characterized particularly by relatively large size, the oblong, matt head, the dense, partly confluent, and rather fine punctation of the head and pronotum, and by the morphology of the aedeagus, above all the distinctive shape of the ventral process.

Distribution and natural history

The type locality is situated above Trisuli Bazar (27°54’N, 85°08’E), some 28 km to the northwest of Kathmandu, Central Nepal (Fig. 106). The specimens were sifted from leaf litter in forests exclusively or predominantly composed of alder. The altitudes are not available.


Nazeris franzi Coiffait, 1975
 (Figs. 9–14, 106)

Nazeris franzi COIFFAIT, 1975: 165.

Nazeris major COIFFAIT, 1975: 162; **n. syn.**

Type material examined

N. franzi: Holotype ♂: “Zentral-Nepal, Sept.–Okt. 1971, lg. H. FRANZ / Zw. Mulkharka u. Tare-Pati / Pa 153 [overleaf] [according to FRANZ’ diary sifted from leaf litter in dry oak forest on 5.X.1971] / Holotype / *Nazeris franzi* H. Coiffait 1974 / *Nazeris franzi* Coiffait, det. V. ASSING 2013” (NHMW). – Paratypes: 1 ♀: same data as holotype (MNHNP); 1 ♂, 2 ♀♀: “Zentral-Nepal, Sept.–Okt. 1971, lg. H. FRANZ / Umg. Goropani, W. Pokhara / Pa



Figs. 3–14. *Nazeris elegans*, holotype (3–8) and *N. franzi*, holotype (9–14). – **3, 9.** Habitus. **4, 10.** Forebody. **5, 11.** Male sternite VII. **6, 12.** Male sternite VIII. **7–8, 13–14.** Aedeagus in lateral and in ventral view. – Scale bars: 1.0 mm (3–4, 9–10), 0.5 mm (5–6, 11–12), 0.2 mm (7–8, 13–14).

139 [overleaf] [according to FRANZ' diary sifted in rhododendron forest above Shika on 26.IX.1971] / Paratype / *Nazeris nepalensis* Coiffait, det. V. ASSING 2013" (NHMW, MNHNP).

N. major: Holotype ♀: "Zentral-Nepal, Sept.–Okt. 1971, lg. H. FRANZ / Zw. Mulkharka u. Tare-Pati / Pa 153 [overleaf] / Holotype / *Nazeris major* H. Coiffait 1974 / *Nazeris franzi* Coiffait, det. V. ASSING 2013" (NHMW).

Additional material examined

Nepal: 1 ♂ [teneral], 1 ♀, Bagmati, Gul Bhanjyang [27°54'N, 85°29'E], 2600 m, 6.IV.1981, leg. LÖBL & SMETANA (MHNG, cAss).

Comment

The original description of *N. franzi* is based on a male holotype and a female paratype from "Entre Mulkharka et Tore-Pati, Népal central", and three paratypes (one male and two females from "environs de Goropani, à l'ouest de Pokhara" (COIFFAIT 1975). The unique female holotype of *N. major* was collected in the type locality of *N. franzi*, in the same sample.

An examination of the above material revealed that the type material of *N. franzi* is undoubtedly composed of two species. The paratypes from Ghorepani are conspecific with *N. nepalensis*. Moreover, the holotypes of *N. franzi* and *N. major* are most likely conspecific. The holotype of *N. major* has a somewhat more oblong pronotum than the holotype of *N. franzi*, but this difference is interpreted as an expression of intra- rather than interspecific variation, particularly since both specimens were collected in the same sample.

Redescription

Body length 6.7–8.0 mm; length of forebody 3.6–3.8 mm. Habitus as in Fig. 9. External characters (Figs. 9–10) as in *N. elegans*.

♂: sternite VII (Fig. 11) moderately transverse, with dense pubescence and truncate posterior margin; sternite VIII (Fig. 12) approximately as broad as long, posterior excision conspicuously small and shallow; aedeagus (Figs. 13–14) 0.83–0.85 mm long; ventral process laterally compressed, sharply edged ventrally; dorso-lateral apophyses short, strongly curved subapically, and somewhat dilated apically, far from reaching apex of ventral process.

Comparative notes

As is suggested by the highly similar external and male sexual characters, *N. franzi* is very closely related to *N. elegans*, from which it differs particularly by the conspicuously small and shallow posterior excision of the male sternite VIII and by the morphology of the aedeagus (shape of ventral process; more strongly curved and apically less dilated dorso-lateral apophyses).

Distribution and natural history

The type locality is situated between Mulkharka [27°46'N, 85°26'E] and Thare Pati [28°02'N, 85°29'E] to

the northeast of Kathmandu (Fig. 106). The locality where the additional material was collected is close to the type locality (altitude: 2600 m). The paratypes were sifted in a rhododendron forest, the holotype in a dry oak forest. One male taken in April is teneral.

Nazeris hippi Coiffait, 1975 (Figs. 15–20, 106)

Nazeris hippi COIFFAIT, 1975: 163.

Type material examined

Holotype ♀: "Phulchoki b. Kathmandu, Nepal, lg. FRANZ / Pa 16 [overleaf] [according to FRANZ' diary: N-slope, 2600 m, oak forest, sifted from mouldy leaf litter near rocks] / Holotype / *Nazeris hippi* H. Coiffait 1974 / *Nazeris hippi* Coiffait, det. V. ASSING 2013" (NHMW). – Paratypes: 1 ♀ [teneral]: "Phulchoki b. Kathmandu, Nepal, lg. FRANZ / Pa 151 [overleaf] [according to FRANZ' diary sifted from leaf litter in peak region on 4.X.1971] / Paratype / *hippi*" (NHMW); 1 ♀: same data, but "Pa 150 + 150a" [according to FRANZ' diary sifted from shrub litter in the peak region on 4.X.1971] (MNHNP).

Additional material examined

Nepal: 2 ♂♂, 1 ♀, Lalitpur District, Phulchoki, 2600–2700 m, 15.X.1983, leg. SMETANA & LÖBL (MHNG, cAss); 1 ♂, 2 ♀♀, Phulchoki, 2600 m, N-slope, 16.X.1983, leg. SMETANA & LÖBL (MHNG); 1 ♂, Phulchoki, 2550 m, 17.X.1983, leg. SMETANA & LÖBL (MHNG); 1 ♂ [teneral], 1 ♀, Lalitpur District, Phulchoki, 1800–2000 m, 25.IV.1995, leg. MARTENS & SCHAWALLER (SMNS, cAss).

Comment

The original description of *N. hippi* is based on two females from "Phulchoki, près Katmandou, Népal central" (COIFFAIT 1975). According to the original description, the female paratype is deposited in the COIFFAIT collection at the MNHNP. However, a female labelled as paratype was found both in the FRANZ collection and in the COIFFAIT collection. The specimen in the latter collection is probably the paratype indicated in the description.

Redescription

Body length 7.0–8.0 mm; length of forebody 3.8–4.3 mm. Habitus as in Fig. 15. Coloration: body blackish; legs and antennae dark-yellowish.

Head (Fig. 16) approximately 1.05 times as long as broad; punctation relatively fine, very dense, partly somewhat confluent, and not distinctly umbilicate; interstices without microsculpture; eyes of moderate size, approximately one third as long as the distance from posterior margin of eye to posterior constriction of head. Antenna approximately 2.4 mm long.

Pronotum (Fig. 16) 1.15–1.20 times as long as broad and 0.85–0.90 times as broad as head; punctation similar to that of head, but slightly coarser, also partly somewhat

confluent, interstices forming narrow ridges; midline without impunctate line.

Elytra (Fig. 16) approximately 0.6 times as long as pronotum; humeral angles obsolete; punctation dense, moderately coarse, and defined. Hind wings completely reduced. Metatarsomere I slightly shorter than the combined length of II–V.

Abdomen approximately 1.25 times as broad as elytra; punctation fine and very dense on all tergites, somewhat finer on posterior than on anterior tergites; interstices with very shallow microsculpture; posterior margin of tergite VII without palisade fringe; posterior margin of tergite VIII distinctly convex.

♂: sternite VII (Fig. 17) moderately transverse and with truncate posterior margin, otherwise unmodified; sternite VIII (Fig. 18) approximately as broad as long; posterior excision narrowly V-shaped and approximately 0.2 times as deep as length of sternite; aedeagus (Figs. 19–20) 0.85–0.90 mm long; ventral process relatively broad and apically emarginate in ventral view; dorso-lateral apophyses moderately short, weakly curved, and weakly dilated apically, far from reaching apex of ventral process.

Comparative notes

The similar external characters (very dense, rather fine, and partly confluent punctation of the head and pronotum; rather large body size; long metatarsomere I; very dense and fine punctation of the abdomen) and male sexual characters (sternite VII not distinctly modified, moderately transverse; shape of sternite VIII; shape of the ventral process of the aedeagus) suggest that *N. hippis* is very closely related to *N. franzi*, from which it differs by the slightly less slender head, the slightly larger body, the truncate posterior margin of the male sternite VII, and by the shapes of the ventral process and the dorso-lateral apophyses of the aedeagus.

Distribution and natural history

Nazeris hippis has been recorded only from the region to the southeast of Kathmandu, Central Nepal (Fig. 106), where it occurs sympatrically with *N. cephalotes* and *N. glabriventris*. The specimens were collected at altitudes of 2550–2700 m. The type specimens were sifted from – partly mouldy – leaf litter in an oak forest and under shrubs. Teneral specimens were collected in April and October.

Nazeris laevis n. sp. (Figs. 21–27, 106)

Type material

Holotype ♂: “Nepal Manaslu Mts., S Barapokhari ca. 28°15N 84°25E, 2100 m, leg. J. SCHMIDT, 29.IV.2005 / Holotypus ♂ *Nazeris laevis* sp. n., det. V. ASSING 2013” (cAss).

Paratypes: 10 ♂♂, 5 ♀♀: same data as holotype (NME, cAss).

Etymology

The specific epithet (Latin, adjective: smooth) alludes to the absence of microreticulation of the abdomen, one of the characters distinguishing this species from the similar and geographically close *N. umbilicatus*.

Description

Large and slender species; body length 7.3–8.2 mm; length of forebody 3.7–4.1 mm. Habitus as in Fig. 21. Coloration: body dark-brown to blackish, with the elytra often noticeably paler; legs and antennae yellowish.

Head (Fig. 22) conspicuously oblong, approximately 1.2 times as long as broad; punctation relatively fine, dense, partly confluent, and moderately umbilicate; interstices without microsculpture, forming narrow ridges; dorsal surface nearly matt; eyes of moderate size and distinctly convex, approximately one third as long as the distance from posterior margin of eye to posterior constriction of head. Antenna approximately 2.2 mm long.

Pronotum (Fig. 22) approximately 1.25 times as long as broad and approximately 0.9 times as broad as head; punctation somewhat coarser than that of head; midline with or without very narrow glossy band of variable length.

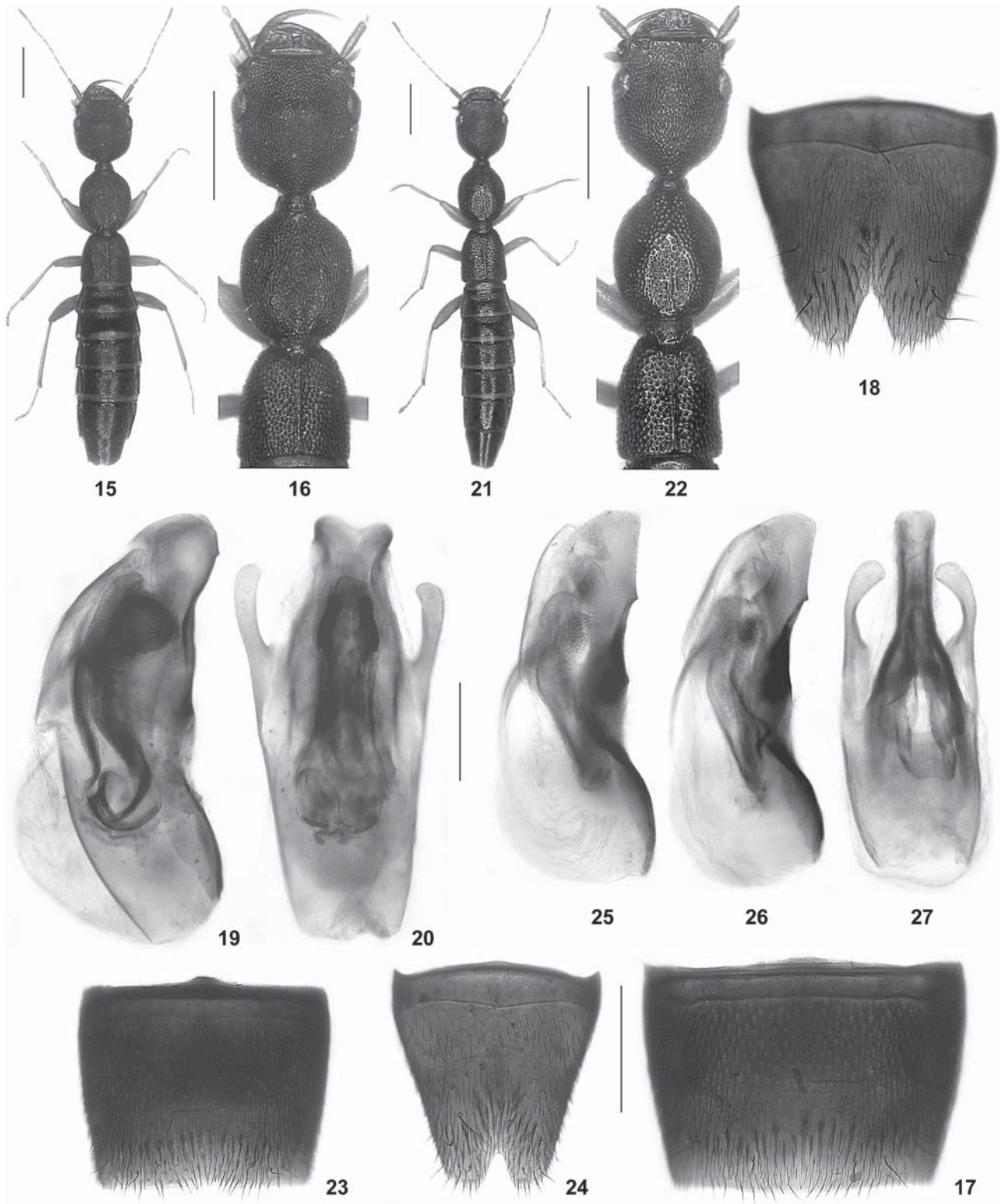
Elytra (Fig. 22) slender, 0.60–0.65 times as long as pronotum; humeral angles obsolete; punctation dense, somewhat coarser and deeper than that of pronotum; interstices smooth and glossy. Hind wings completely reduced. Metatarsomere I somewhat longer than the combined length of II and III, but distinctly shorter than the combined length of II–V.

Abdomen 1.15–1.20 times as broad as elytra; punctation dense, moderately coarse on tergite III, gradually becoming finer towards abdominal apex; interstices without microreticulation; posterior margin of tergite VII without palisade fringe.

♂: sternite VII (Fig. 23) relatively weakly transverse, with unmodified pubescence, posterior margin indistinctly concave; sternite VIII (Fig. 24) oblong, approximately 1.1 times as long as broad, posterior excision V-shaped, small, approximately 0.15 times as deep as length of sternite; aedeagus (Figs. 25–27) approximately 0.75 mm long; ventral process laterally compressed, sharply edged ventrally; dorso-lateral apophyses rather short, curved in ventral view, and weakly dilated apically, not reaching apex of ventral process.

Comparative notes

The similar external and male sexual characters suggest that *N. laevis* belongs to the *N. elegans* group. It is distinguished from the similar and geographically close *N. umbilicatus* by the more oblong head, the more shiny and slightly more slender elytra, the absence of microsculpture on the abdomen, the less transverse male sternite VII, the smaller posterior excision of the oblong male



Figs. 15–27. *Nazeris hippii* (15–20) and *N. laevis* (21–27). – 15, 21. Habitus. 16, 22. Forebody. 17, 23. Male sternite VII. 18, 24. Male sternite VIII. 19–20, 25–27. Aedeagus in lateral and in ventral view. – Scale bars: 1.0 mm (15–16, 21–22), 0.5 mm (17–18, 23–24), 0.2 mm (19–20, 25–27).

sternite VIII, and by the shape of the ventral process in lateral view (ventral tooth more distant from apex).

Distribution and natural history

The type locality is situated in the southeastern Manaslu range (Fig. 106) at an altitude of 2100 m.

Nazeris punctatissimus n. sp. (Figs. 28–34, 106)

Type material

Holotype ♂: “Nepal Himalaya, Dhawalagiri, 2004, Baglung Lekh / west Baglung, 2.400 m, N28°18'50.1", E083°31'18.6", 12.V.2004, leg. A. KLEEGERG / Holotypus ♂ *Nazeris punctatissimus* sp. n., det. V. ASSING 2013” (cAss).

Paratypes: 1 ♂, 10 ♀♀: same data as holotype (cKle, cAss); 2 ♀♀: “Nepal Himalaya, Dhawalagiri, 2004, Baglung Lekh / west Baglung, 2.400 m, N28°18'50", E083°31'19", 21.V.2004, leg. A. KLEEGERG” (cKle); 3 ♂♂, 6 ♀♀: “Nepal, Dhawalagiri Himal, S-slope, N Banduk vill., 1900–2300 m, 28°27'22"N, 83°35'13"E to 28°28'07"N, 83°35'10"E, 06.V.2009, leg. J. SCHMIDT” (NME, cAss).

Etymology

The specific epithet is the superlative of the Latin adjective punctatus and refers to the conspicuously dense punctation of the body, particularly of the abdomen.

Description

Large and slender species, body length 7.3–8.7 mm; length of forebody 3.8–4.1 mm. Habitus as in Fig. 28. Coloration: body blackish-brown; legs and antennae yellowish.

Head (Fig. 29) oblong, approximately 1.15 times as long as broad; punctation relatively fine, dense, not confluent, and moderately umbilicate; interstices without microsculpture, glossy, narrow, but distinct; eyes of moderate size and distinctly convex, approximately one third as long as the distance from posterior margin of eye to posterior constriction of head, or nearly so. Antenna approximately 2.2 mm long.

Pronotum (Fig. 29) approximately 1.25 times as long as broad and about 0.85 times as broad as head; punctation dense, slightly coarser than that of head; interstices distinct and glossy; midline without glossy impunctate band.

Elytra (Fig. 29) slender, 0.60–0.65 times as long as pronotum; humeral angles obsolete; punctation dense, distinctly coarser than that of pronotum. Hind wings completely reduced. Metatarsomere I slightly shorter than the combined length of II–V.

Abdomen approximately 1.2 times as broad as elytra; punctation dense and moderately coarse on tergite III, gradually becoming finer and less dense towards tergite VI, fine and dense on tergites VII–VIII; interstices without microreticulation; posterior margin of tergite VII without palisade fringe.

♂: sternite VII (Fig. 30) moderately transverse, with unmodified pubescence, posterior margin indistinctly concave in the middle; sternite VIII (Fig. 31) approximately as long as broad, posterior excision V-shaped and nearly 0.2 times as deep as length of sternite; aedeagus (Figs. 32–34) approximately 0.77 mm long; ventral process laterally compressed, sharply edged ventrally; dorso-lateral apophyses rather short, moderately curved subapically, and weakly dilated apically, not reaching apex of ventral process; internal sac with a pair of very long spines.

Comparative notes

Nazeris punctatissimus is distinguished from the similar *N. tenuipennis* by somewhat larger body size, the more oblong and matt head with slightly denser and finer punctation, the absence of a glossy impunctate band on the pronotum, the more densely and more finely punctate abdomen without microsculpture, by the slightly narrower posterior excision of the male sternite VIII, as well as by the shapes of the ventral process (lateral view; subapical tooth more distant from apex of ventral process) and the dorso-lateral apophyses of the aedeagus.

Distribution and natural history

The species was collected in two localities in the Dhawalagiri range, Central Nepal (Fig. 106), at altitudes between approximately 2000 and 2400 m. In the type locality, it was collected together with *N. nepalensis* and *N. bipenicillatus*.

Nazeris densissimus n. sp. (Figs. 35–40, 106)

Type material

Holotype ♂ [subject to evident post-mortem darkening; dissected prior to present study; apex of aedeagus somewhat damaged]: “Nepal-Expeditionen JOCHEN MARTENS / 179. Kaski Distr., oberh. Dhampus [= Dhampus?, 28°18'N, 83°51'E], 2100 m, 8.–10.1980 [sic; month not indicated], Sarauja-Wald, MARTENS & AUSOBSKY leg. / *Nazeris franzi* Coiff.?, det. 198 [sic], G. DE ROUGEMONT / Holotypus ♂ *Nazeris densissimus* sp. n., det. V. ASSING 2013” (SMNS).

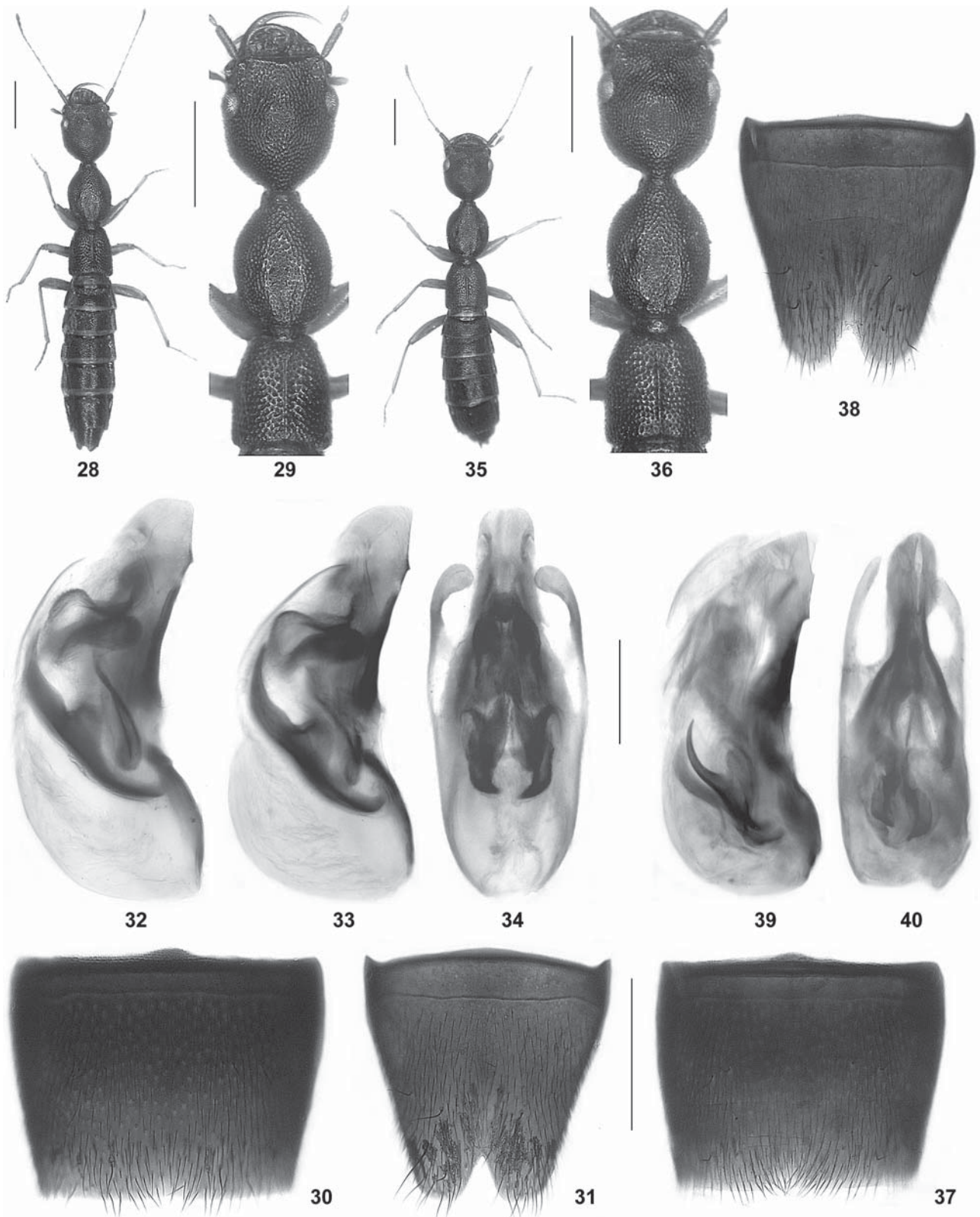
Paratypes: 1 ♀ [even darker than holotype]: same data as holotype (SMNS); 1 ♀: “Nepal426 Kaski Distr., above Pothana [28°19'N, 83°50'E], 2000 m, 27.–29.IV.1995, MARTENS & SCHAWALLER” (cAss).

Etymology

The specific epithet is the superlative of the Latin adjective densus and refers to the conspicuously dense punctation of the body, particularly of the abdomen.

Description

Relatively large and slender species, body length 6.7–7.7 mm; length of forebody 3.6–3.8 mm. Habitus as in



Figs. 28–40. *Nazeris punctatissimus* (28–34) and *N. densissimus* (35–40). – 28, 35. Habitus. 29, 36. Forebody. 30, 37. Male sternite VII. 31, 38. Male sternite VIII. 32–34, 39–40. Aedeagus in lateral and in ventral view. – Scale bars: 1.0 mm (28–29, 35–36), 0.5 mm (30–31, 37–38), 0.2 mm (32–34, 39–40).

Fig. 36. Coloration (based on only one paratype): body dark-brown to blackish-brown, with the elytra reddish-brown; legs and antennae yellowish. Head approximately 1.1 times as long as broad (Fig. 36). Other external characters as in *N. punctatissimus*.

♂: sternite VII (Fig. 37) relatively weakly transverse, with unmodified pubescence, posterior margin indistinctly concave in the middle; sternite VIII (Fig. 38) indistinctly oblong, posterior excision V-shaped and nearly 0.2 times as deep as length of sternite; aedeagus (Figs. 39–40) small in relation to body size, 0.7 mm long; ventral process laterally compressed, sharply edged ventrally; dorso-lateral apophyses moderately short, weakly curved in ventral view, and not distinctly dilated apically, not reaching apex of ventral process; internal sac with a pair of long spines.

Comparative notes

As can be inferred from the highly similar external (including the conspicuously dense punctation of the abdomen) and male sexual characters (particularly the presence of a long pair of sclerotized spines in the internal sac of the aedeagus), *N. densissimus* is most likely most closely related to *N. punctatissimus*, from which it differs only by slightly smaller average body size, the slightly less oblong head, and by the smaller aedeagus with a differently shaped ventral process (both in lateral and in ventral view) and with more slender dorso-lateral apophyses. From the geographically close *N. annapurnae*, *N. densissimus* differs by the finer and denser punctation of the nearly matt head, the more slender pronotum, the distinctly denser punctation of the abdomen, particularly of the posterior segments, by the absence of microsculpture on the abdomen, and by the presence of a pair of distinctly sclerotized long spines in the internal sac of the aedeagus.

Distribution and natural history

The species was collected in two geographically close localities in the southern Annapurna range (Fig. 106), some 20 km to the northwest of Pokhara, at altitudes of 2000 and 2100 m.

Nazeris nepalensis Coiffait, 1975 (Figs. 41–50, 107)

Nazeris nepalensis COIFFAIT, 1975: 163 ff.
Nazeris omisus COIFFAIT, 1977: 250 f.; n. syn.

Type material examined

N. nepalensis: Holotype ♂: “Umg. Goropani, W. Pokhara / Pa 143–144 [overleaf] [according to FRANZ’ diary sifted from leaf litter in a mixed forest composed of coniferous and deciduous trees on the trail from Ghorepani to Ulleri on 27.IX.1971] / Holotype / *Nazeris nepalensis* H. Coiffait 1974 / *Nazeris nepalensis* Coiffait, det. V. ASSING 2013” (NHMW). – Paratypes: 1 ♂,

3 ♀♀: same data as holotype (MNHNP, NHMW); 1 ♂: same data, but “Pa 112” [according to FRANZ’ diary collected from under stone on 19.IX.1971] (MNHNP).

N. omisus: Holotype ♂: “Zentral-Nepal, Sept.–Okt. 1971, lg. H. FRANZ / Taksanggeb. b. Tukche, Takola / Pa 126 [overleaf] [according to FRANZ’ diary sifted from pine litter at an altitude of 3150 m on 23.IX.1971] / Type / *Nazeris omisus* [sic] H. Coiffait 1976 / *Nazeris nepalensis* Coiffait, det. V. ASSING 2013” (NHMW). – Paratype ♀: same data as holotype (MNHNP).

Additional material examined

Nepal: 7 ♂♂, 5 ♀♀, Parbat District, Ghorepani pass, N-slope, 2800 m, 5.X.1983, leg. SMETANA & LÖBL (MHNG, cAss); 1 ♂ [teneral], same data, but 2700 m, 6.X.1983 (MHNG); 1 ♂, same data, but 2850 m, 9.X.1983 (cAss); 1 ♂, 2 ♀♀, Parbat District, S Ghorepani pass, 2700 m, 9.X.1983, leg. SMETANA & LÖBL (MHNG, cAss); 1 ♂, 1 ♀, Parbat District, ridge E Ghorepani, 3100 m, 7.X.1983, leg. SMETANA & LÖBL (MHNG); 1 ♂, 2 ♀♀ [1 teneral], Parbat District, Pun Hill at Ghorepani pass, 3050–3100 m, 8.X.1983, leg. SMETANA & LÖBL (MHNG, cAss); 1 ♂, Annapurna South Himal, Ghorepani, 30.–31.V.2002, leg. SCHMIDT (cAss); 6 ♂♂, 1 ♀ [1 teneral], Parbat District, between Deorali and Chitre, 2700 m, 1.–2.V.1995, leg. MARTENS & SCHAWALLER (SMNS); 2 ♀♀, Parbat District, between Chitre and Ghandrung, Chitre side of pass, 2950–3050 m, *Abies* and *Rhododendron*, 5.V.1980, leg. MARTENS & AUSOBSKY (SMNS); 2 ♂♂, same data, but 2800–2900 m, *Tsuga* and *Rhododendron*, 4.–7.V.1980 (SMNS, cAss); 1 ♂, 2 ♀♀, Parbat District, Chitre, 2400 m, stream bed, 4.V.1980, leg. MARTENS & AUSOBSKY (SMNS); 1 ♂, Dhaulagiri, Parbat region, Chitre, 2500 m, 26.V.2004, leg. KLEEBERG (cAss); 2 ♂♂, 3 ♀♀, Dhaulagiri, upper Marang Khola valley, 28°30'N, 83°28'E, 2500–2700 m, 16.V.2009, leg. SCHMIDT (NME, cAss); 1 ♂, 5 ♀♀, SE-Dhaulagiri, Rahugat Khola valley, SW Lete pass, above Dwari, 28°34'N, 83°32'E, 2500 m, 12.V.2002, leg. JÄGER (SNSD, cAss); 1 ♀, SE-Dhaulagiri, N Dwari village, upper Rahugat Khola, 2200 m, 11.V.2002, leg. SCHMIDT (cAss); 5 ♀♀, Dhaulagiri, SE-slope, SW-slope of Lete pass, 2700–3000 m, leg. SCHMIDT (NME, cAss); 1 ♂, 2 ♀♀, Dhaulagiri, SE-slope, N Dwari village, upper Rahugat Khola valley, 2500 m, 13.–15.V.2002, leg. SCHMIDT (NME, cAss); 2 ♂♂, 7 ♀♀, Dhaulagiri, Baglung Lekh, 30 km W Baglung, N Tara Khola, 2700–2900 m, 20.V.2004, leg. SCHMIDT (cKle, cAss); 2 ♂♂, 4 ♀♀, Baglung Lekh, 30 km W Baglung, 2800 m, 21.V.2004, leg. KLEEBERG (cKle, cAss); 1 ♀, same data, but 20.V.2004 (cKle); 3 ♂♂, 4 ♀♀, Baglung Lekh, upper Tara Khola, 2600 m, 18.IV.2004, leg. KLEEBERG (cKle, cAss); 1 ♀, Baglung Lekh, upper Tara Khola, Karkha, 2600 m, 18.IV.2004, leg. KLEEBERG (cKle); 1 ♂, 3 ♀♀, Baglung Lekh, 25 km W Baglung, 2700–2900 m, 15.V.2004, leg. KLEEBERG (cKle, cAss); 3 ♂♂, 1 ♀, Baglung Lekh, 10 km W Baglung, 2500 m, 10.V.2004, leg. KLEEBERG (cKle, cAss); 1 ♂, Baglung Lekh, W Baglung, 28°18'N, 83°31'E, 2500 m, 10.V.2004, leg. KLEEBERG (cAss); 2 ♂♂, 10 ♀♀ [1 teneral], Dhaulagiri, Hile Kharka, 28°29'N, 83°34'E, 3000–3100 m, 9.V.2009, leg. SCHMIDT (NME, cAss); 2 ♂♂, 7 ♀♀, Dhaulagiri, above Pathlekharka, 28°32'N, 83°29'E, 2500–2700 m, 12.V.2009, leg. SCHMIDT (NME, cAss); 1 ♂, 3 ♀♀, Dhaulagiri, N Banduk, 28°29'N, 83°35'E, 2400–2600 m, 8.V.2009, leg. SCHMIDT (NME); 2 ♀♀, Dhaulagiri, NE Asnam Duri, 28°32'N, 83°28'E, 14.V.2009, leg. SCHMIDT (NME, cAss); 4 ♂♂, 2 ♀♀, SW-Dhaulagiri, E Dhorpatan, 28°30'N, 83°08'E, 3000 m, 22.IX.2012, leg. SCHMIDT (NME, cAss); 1 ♂, 4 ♀♀, Dhaulagiri, upper Marang Khola valley, 28°30'N, 83°28'E, 2500–2700 m, 16.V.2009, leg. SCHMIDT (NME, cAss); 6 ♂♂, 4 ♀♀, SW-Dhaulagiri, E Jaljala, 28°31'N, 83°15'E, 3000 m, 24.IX.2012, leg. SCHMIDT (NME, cAss); 3 ♀♀,

Dhaulagiri, Bagar Khola, 28°31'N, 83°33'E, 2250 m, 10.V.2009, leg. SCHMIDT (NME, cAss); 4 ♂♂, 3 ♀♀, SW-Dhaulagiri, Maraini, 28°31'N, 83°16'E, 2600 m, 24.IX.2012, leg. SCHMIDT (NME, cAss); 1 ♂ [teneral], Mustang District, 2 km N Kalopani, 2550 m, 1.X.1983, leg. SMETANA & LÖBL (MHNG); 6 ♀♀, Kali Gandaki valley, Nilgiri Himal, above Titigaon village, 3000–3200 m, 21.V.2002, leg. SCHMIDT (NME); 1 ♀, Kali Gandaki valley, above Lete, 2800 m, 19.V.2002, leg. SCHMIDT (cAss); 1 ♂, 1 ♀, Mustang District, banks of Lethe Khola near Lethe, 2400 m, 5.–7.V.1995, leg. MARTENS & SCHAWALLER (SMNS); 2 ♂♂, 2 ♀♀, Mustang District, S Lethe, 2450–2600 m, 30.IV.–1.V.1980, leg. MARTENS & AUSOBSKY (SMNS, cAss); 1 ♀, Mustang District, Purano Marpha, 3200 m, 9.–11.V.1995, leg. MARTENS & SCHAWALLER (SMNS); 1 ♂, 2 ♀♀, Mustang District, above old Marpha, 3200–3600 m, pine and fir, 22.–25.IV.1980, leg. MARTENS & AUSOBSKY (SMNS, cAss); 1 ♂, 2 ♀♀, Myagdi District, Myagdi Khola, N Dobang, 2800–3100 m, 22.–24.V.1995, leg. MARTENS & SCHAWALLER (SMNS, cAss); 2 ♂♂, Myagdi District, Myagdi Khola, Dobang, 2400 m, 25.V.1995, leg. MARTENS & SCHAWALLER (SMNS, cAss).

Comment

The original description of *N. nepalensis* is based on a male holotype and six paratypes (four males and two females) from “environs de Goropani, ouest de Pokhara, Népal central” (COIFFAIT 1975). *Nazeris omisus* was described from a male holotype and a female paratype from “Région de Taksang près de Tuckche, Taokola, Népal central” (COIFFAIT 1977).

An examination of the types and the additional material yielded no evidence that *N. nepalensis* and *N. omisus* should represent distinct species; the aedeagus is identical (Figs. 45–46). Hence the synonymy proposed above.

Redescription

Body length 5.5–6.7 mm; length of forebody 3.1–3.6 mm. Habitus as in Fig. 41. Coloration: forebody reddish-brown to blackish-brown; abdomen brown to blackish-brown; legs and antennae yellowish.

Head (Fig. 42) oblong, 1.05–1.10 times as long as broad; punctation coarse, dense, not confluent, and weakly umbilicate; interstices without microsculpture, glossy, narrow, but distinct; eyes of moderate size and distinctly convex, approximately one third as long as the distance from posterior margin of eye to posterior constriction of head. Antenna 1.7–1.8 mm long.

Pronotum (Fig. 42) approximately 1.2 times as long as broad and 0.9 times as broad as head; punctation similar to that of head; interstices distinct and glossy; midline, at least partly, narrowly impunctate.

Elytra (Fig. 42) approximately 0.6 times as long as pronotum; humeral angles obsolete; punctation dense, similar to that of pronotum or slightly coarser. Hind wings completely reduced. Metatarsomere I distinctly shorter than the combined length of II–V.

Abdomen approximately 1.15 times as broad as elytra; punctation dense and coarse on tergite III, gradually

becoming finer and less dense towards posterior tergites; interstices with or without shallow microreticulation; posterior margin of tergite VII without palisade fringe.

♂: sternite VII (Fig. 43) moderately transverse, with dense and long pubescence on either side of middle in postero-median portion, posterior margin weakly concave in the middle; sternite VIII (Fig. 44) weakly oblong, approximately 1.05 times as long as broad; posterior excision narrowly V-shaped and approximately 0.2 times as deep as length of sternite; aedeagus (Figs. 45–50) approximately 0.7 mm long; ventral process laterally compressed, sharply edged ventrally; dorso-lateral apophyses rather short, strongly curved subapically, and weakly dilated apically, not reaching apex of ventral process.

Intraspecific variation

Body size, the shapes and chaetotaxy of the male sternites VII and VIII, and the shape of the ventral process of the aedeagus are somewhat variable (Figs. 45–49). However, the differences between populations are so slight that they are attributed to intra- rather than interspecific variation.

Comparative notes

Nazeris nepalensis is distinguished from *N. elegans* and the other species in the preceding sections by distinctly smaller body size, much coarser and less dense punctation of the head and pronotum, the different shape of the male sternite VIII, as well as by the smaller (exception: *N. densissimus*) and differently shaped aedeagus.

Distribution and natural history

This species is evidently rather common in the Dhaulagiri and Annapurna ranges on either side of the Kali-Gandaki valley, Central Nepal (Fig. 107). The specimens were collected at altitudes of 2400–3200 m, some of them in vegetation composed of rhododendron, fir, pine, and/or tsuga. Teneral specimens were found in May and in October.

Nazeris annapurnae n. sp.

(Figs. 51–56, 106)

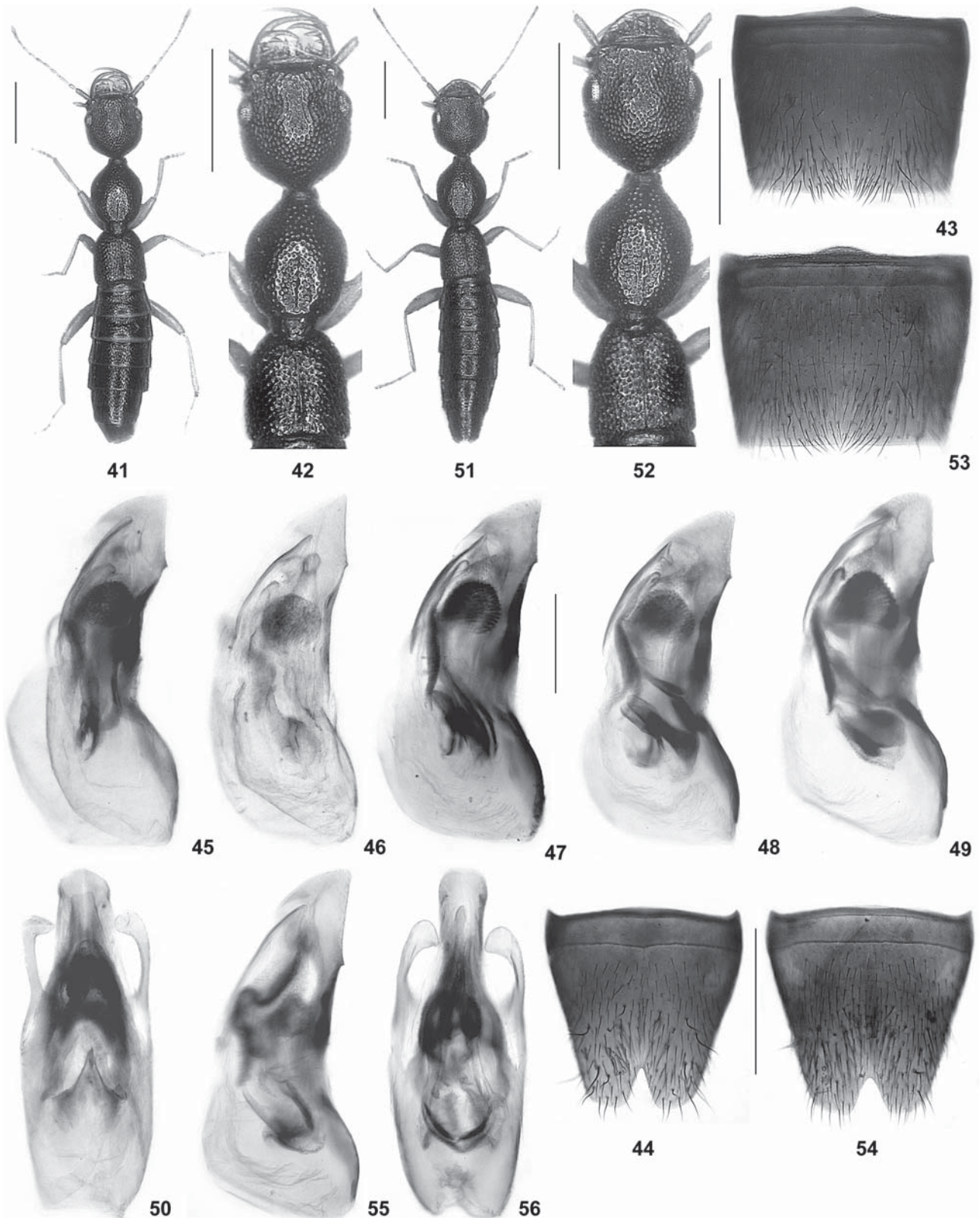
Type material

H o l o t y p e ♂: “Nepal Himalaya, SE Annapurna mts., lg. JÄGER, 1997 / bel. Krapa Danda, 2600 m, 31.V., forest / Holotypus ♂ *Nazeris annapurnae* sp. n., det. V. ASSING 2013” (SNSD).

P a r a t y p e s : 5 ♂♂, 6 ♀♀: same data as holotype (SNSD, cAss).

Etymology

The specific epithet is the genitive of Annapurna, the name of the mountain range where the type locality is situated.



Figs. 41–56. *Nazeris nepalensis* (41–50; 41–45, 50: holotype of *N. nepalensis*; 46: holotype of *N. omisus*; 47–49: Dhaulagiri) and *N. annapurnae* (51–56). – **41, 51.** Habitus. **42, 52.** Forebody. **43, 53.** Male sternite VII. **44, 54.** Male sternite VIII. **45–50, 55–56.** Aedeagus in lateral and in ventral view. – Scale bars: 1.0 mm (41–42, 51–52), 0.5 mm (43–44, 53–54), 0.2 mm (45–50, 55–56).

Description

Body length 6.0–7.0 mm; length of forebody 3.3–3.6 mm. Habitus as in Fig. 51. Coloration: body blackish-brown, often with the elytra slightly paler; legs and antennae yellowish.

Head (Fig. 52) oblong, approximately 1.08 times as long as broad; punctation moderately coarse, dense, not confluent, and moderately umbilicate; interstices without microsculpture, glossy, narrow, forming narrow ridges; eyes of moderate size and moderately convex, slightly more than one third as long as the distance from posterior margin of eye to posterior constriction of head. Antenna 1.9–2.0 mm long.

Pronotum (Fig. 52) 1.20–1.25 times as long as broad and 0.85–0.90 times as broad as head; punctation slightly coarser and less dense than that of head; interstices distinct and glossy; midline with or without narrow glossy band of variable length.

Elytra (Fig. 52) slender, 0.60–0.65 times as long as pronotum; humeral angles obsolete; punctation dense, similar to that of pronotum. Hind wings completely reduced. Metatarsomere I distinctly longer than the combined length of II and III, but clearly shorter than the combined length of II–V.

Abdomen approximately 1.15 times as broad as elytra; punctation dense and moderately coarse on tergites III–VI, somewhat finer on tergite VII, sparser on tergite VIII; interstices with shallow microreticulation; posterior margin of tergite VII without palisade fringe.

♂: sternite VII (Fig. 53) moderately transverse, pubescence not distinctly modified, posterior margin indistinctly concave in the middle; sternite VIII (Fig. 54) approximately as long as broad, posterior excision V-shaped and nearly 0.2 times as deep as length of sternite; aedeagus (Figs. 55–56) approximately 0.7 mm long; ventral process laterally compressed, sharply edged ventrally; dorso-lateral apophyses rather short, strongly curved in ventral view, and distinctly dilated apically, far from reaching apex of ventral process.

Comparative notes

Nazeris annapurnae is reliably distinguished from the similar (both in external and in the male sexual characters), evidently closely related, and geographically close *N. nepalensis* only by the slightly broader posterior excision of the male sternite VIII, as well as by the different morphology of the aedeagus (shape of the ventral process in lateral view; ventral tooth more distant from apex; shape of the dorso-lateral apophyses). It differs from the geographically close *N. densissimus*, whose aedeagus is of very similar shape, by the coarser and less dense punctation of the more shiny head, the less slender pronotum, the less dense punctation of the abdomen, particularly of the posterior segments, by the presence of microsculpture

on the abdomen, and by the absence of a pair of distinctly sclerotized long spines in the internal sac of the aedeagus.

Distribution and natural history

The type locality is situated in the southeastern Annapurna range (Fig. 106), to the northeast of Pokhara, Central Nepal, at an altitude of 2600 m.

Nazeris tenuipennis n. sp.

(Figs. 57–65, 107)

Type material

H o l o t y p e ♂: “Nepal, Annapurna Mts., above Temang, 2550 m, 28°31'32N, 84°18'54E, 05.V.2007, leg. J. SCHMIDT / Holotypus ♂ *Nazeris tenuipennis* sp. n., det. V. ASSING 2013” (NME).

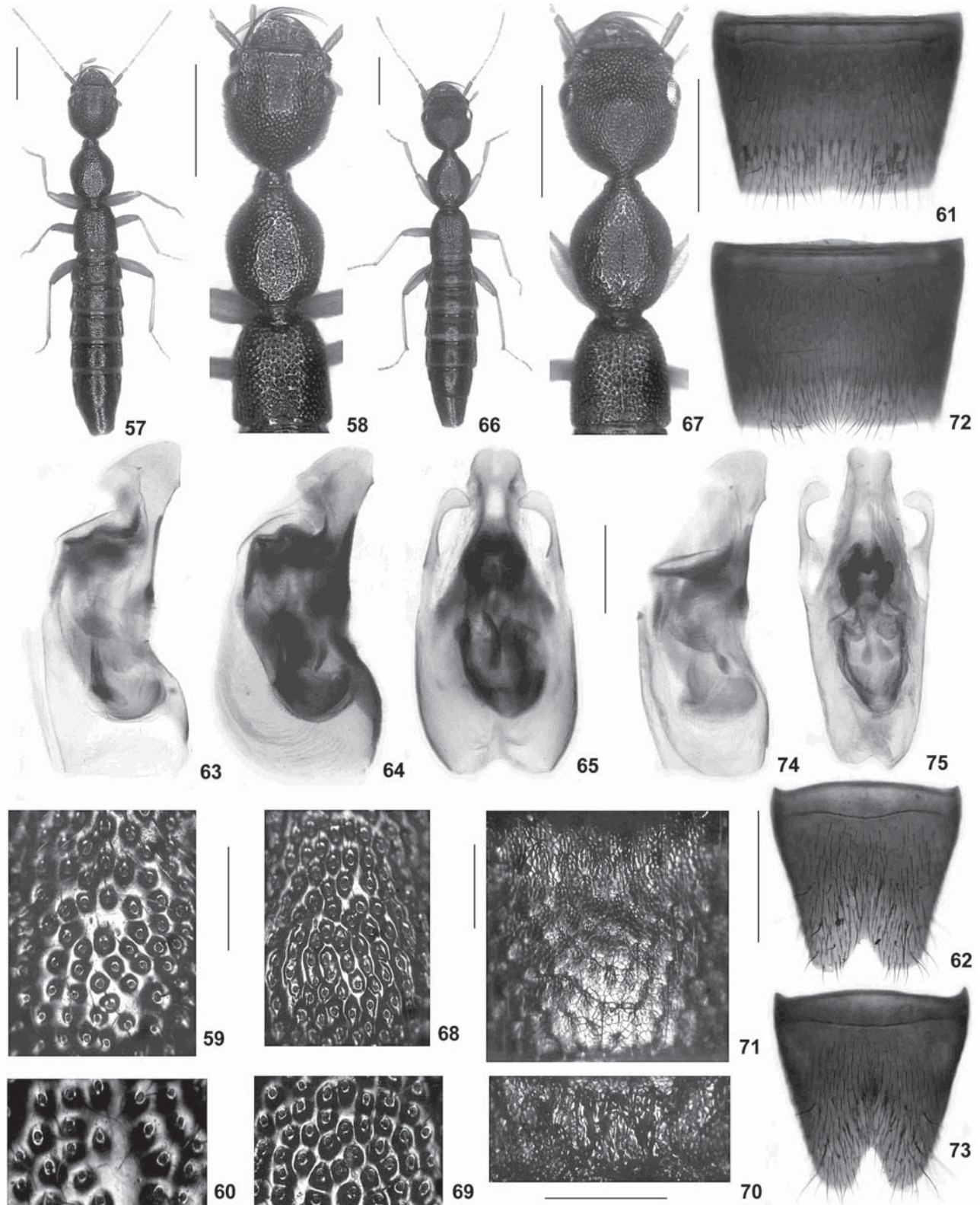
P a r a t y p e s: 5 ♂♂, 3 ♀♀: same data as holotype (NME, cAss); 2 ♂♂, 3 ♀♀ [more or less distinctly teneral]: “Nepal Manang Distr. For. W Bagarchhap 2250 m 22.IX.83 SMETANA & LÖBL” (MHNG, cAss); 3 ♀♀ [more or less distinctly teneral]: same data, but “2200 m 21.IX.1983” (MHNG, cAss); 7 ♂♂, 3 ♀♀: “Nepal-Expeditionen JOCHEN MARTENS / 138 Manang Dist., Marsyandi, 2200 m, oberh. Bagarchhap, *Acer-Quercus-Mischwald*, MARTENS & AUSOBSKY, 12.–13.IV.1980” (SMNS, cAss); 2 ♂♂, 2 ♀♀: “Nepal-Expeditionen JOCHEN MARTENS / 139 Manang Dist., oberh. Bagarchhap, *Acer, Quercus*, 2400 m, 13.–14.IV.1980, MARTENS & AUSOBSKY leg.” (SMNS); 15 ♂♂, 18 ♀♀: “Nepal-Expeditionen JOCHEN MARTENS / 140 Manang Dist., Marsyandi, 2550 m, Thimang-Bagarchhap, *Tsuga-Acer-Rhododen.*, MARTENS & AUSOBSKY, 14.–17.IV.1980” (SMNS, cAss); 3 ♂♂, 1 ♀: “Nepal-Expeditionen JOCHEN MARTENS / 142 Manang Dist., Marsyandi, 2550 m, Thanjok – Chame, Bachgerinne, 17.IV.1988, MARTENS & AUSOBSKY leg.” (SMNS, cAss); 1 ♂: “Nepal-Expeditionen JOCHEN MARTENS / 243a Gorkha Dist., Darondi Khola oberh. Barpak, 3300–3000 m, Berlese, *Rhod-Wald*, 11.VIII.1983, MARTENS & SCHAWALLER” (SMNS); 1 ♂ [slightly teneral]: “Nepal–4.X.1977, Chame, 2200–2650 m, L. DEHARVENG” (cAss); 1 ♂: “Nepal Manaslu Himal, Bhara Pokhari lekh, 3000–3100 m, N28°18'24, E84°28'03, *Rhododendron* forest, 3./4.IV.1999, leg. O. JÄGER” (SNSD); 1 ♂, 2 ♀♀: “Nepal, W Manaslu-Himal, Ngadi Khola-Gebiet unterh. Bhara Pokh. Lekh, 2800 m NN, N28°21'36” E84°30'04”, 12./13.V.2005, leg. O. JÄGER” (SNSD, cAss); 3 ♂♂, 13 ♀♀: “Nepal, Manaslu Mts., Dudh Pokhari Lekh, upper Dordi Khola Valley, 15.–17.IV.2003, 2600–2300 m NN, leg. J. SCHMIDT” (NME, cAss); 1 ♂ [teneral]: “Nepal, Manaslu Mts., Dudh Pokhari Lekh, upper Deorali Danda, 19.IV.2003, 3200 m NN, leg. J. SCHMIDT” (cAss); 1 ♂, 1 ♀: “Nepal, Manaslu Mts., Bara Pokhari, 3000–3100 m, 3.–4.V.2005, leg. J. SCHMIDT” (NME, cAss); 5 ♂♂, 13 ♀♀: “Nepal Manaslu Mts., 28°21'36N 84°30'04E, E slope of Ngali Khola Vall., 2800–3000 m, leg. SCHMIDT, 13.V.2005” (NME, cAss).

Additional material examined

1 ♂ [evidently mislabelled]: “Nepal-Expeditionen JOCHEN MARTENS / 121 Ilam Distr., N Mai Pokhari, Tal Gitang Khola, 2500–2600 m, 28.–31.III.1980, MARTENS & AUSOBSKY leg.” (cAss).

Etymology

The specific epithet is an adjective (with slender wings) and alludes to the relatively long and narrow elytra.



Figs. 57–75. *Nazeris tenuipennis* (57–65; 63: Manaslu; 64–65: Annapurna) and *N. umbilicatus* (66–75). – 57, 66. Habitus. 58, 67. Forebody. 59, 68. Vertex. 60, 69. Median portion of pronotum. 61, 72. Male sternite VII. 62, 73. Male sternite VIII. 63–65, 74–75. Aedeagus in lateral and in ventral view. 70. Median portion of anterior impression of tergite III. 71. Median portion of tergite IV. – Scale bars: 1.0 mm (57–58, 66–67), 0.5 mm (61–62, 72–73), 0.2 mm (59–60, 63–65, 68–69, 74–75), 0.1 mm (70–71).

Description

Body length 6.5–7.7 mm; length of forebody 3.4–3.8 mm. Habitus as in Fig. 57. Coloration: body blackish-brown, occasionally with the elytra slightly paler; legs and antennae yellowish.

Head (Fig. 58) oblong, approximately 1.1 times as long as broad; punctation moderately coarse, dense, not confluent, and weakly umbilicate at most (Fig. 59); interstices without microsculpture, glossy, narrow, but distinct; eyes of moderate size and distinctly convex, at least approximately one third as long as the distance from posterior margin of eye to posterior constriction of head. Antenna approximately 2 mm long.

Pronotum (Fig. 58) 1.20–1.25 times as long as broad and 0.85–0.90 times as broad as head; punctation similar to that of head (Fig. 60); interstices distinct and glossy; part of midline more or less distinctly, narrowly impunctate.

Elytra (Fig. 58) slender, 0.60–0.65 times as long as pronotum; humeral angles obsolete; punctation dense, similar to that of pronotum. Hind wings completely reduced. Metatarsomere I somewhat longer than the combined length of II and III, but distinctly shorter than the combined length of II–V.

Abdomen 1.15–1.20 times as broad as elytra; punctation dense and coarse on tergite III, gradually becoming less coarse and less dense towards posterior tergites; interstices with shallow microreticulation; posterior margin of tergite VII without palisade fringe.

♂: sternite VII (Fig. 61) moderately transverse, with unmodified pubescence, posterior margin indistinctly concave in the middle; sternite VIII (Fig. 62) approximately as long as broad, posterior excision narrowly V-shaped and nearly 0.2 times as deep as length of sternite; aedeagus (Figs. 63–65) 0.70–0.75 mm long; ventral process laterally compressed, sharply edged ventrally; dorso-lateral apophyses rather short, strongly curved subapically, and weakly dilated apically, not reaching apex of ventral process.

Comparative notes

As can be inferred from the similar external and male sexual characters, *N. tenuipennis* is closely allied to *N. nepalensis*, from which it is best distinguished by on average larger size, the finer and denser punctation of the nearly matt head, by the denser punctation of the abdomen, and particularly by the shape of the ventral process in lateral view.

Distribution and natural history

The species was recorded from numerous localities in the Annapurna and Manaslu ranges, on either side of the Marsyangdi Khola Valley (i. e., the valley separating the Annapurna and Manaslu ranges), Central Nepal (Fig. 107). The altitudes range from 2200 to 3100–3300 m. At least

some of the type specimens were collected in vegetation composed of oak, maple, rhododendron, and/or tsuga. Part of the material taken in April, September, and October is more or less distinctly teneral.

Nazeris umbilicatus n. sp.

(Figs. 66–75, 106)

Type material

H o l o t y p e ♂: “C-Nepal, Manaslu massif, Barapokhari Lekh, 23 km NE Besisahar vill., 28°21'N, 84°33'E, 14.IX.2000, leg. A. HETZEL / 3800–4100 m, sieved from moss and *Rhododendron* leaf litter / Holotypus ♂ *Nazeris umbilicatus* sp. n., det. V. ASSING 2013” (cAss).

P a r a t y p e s: 1 ♂, 2 ♀♀: “Nepal Manaslu Mts., 28°22'N, 84°29'E, E slope of Ngali Khola Vall., 2000–2300 m, leg. SCHMIDT 15.V.2005” (NME, cAss).

Etymology

The specific epithet is an adjective derived from the Latin noun *umbilicus* (navel) and alludes to the umbilicate punctation of the head.

Description

Rather large species; body length 6.7–7.8 mm; length of forebody 3.5–3.8 mm. Habitus as in Fig. 66. Coloration: body dark-brown, with the elytra slightly paler; legs and antennae yellowish.

Head (Fig. 67) oblong, 1.07–1.11 times as long as broad; punctation relatively fine, very dense, partly confluent, and moderately umbilicate (Fig. 68); interstices without microsculpture, forming narrow ridges; dorsal surface nearly matt; eyes of moderate size and distinctly convex, little more than one third as long as the distance from posterior margin of eye to posterior constriction of head. Antenna 2.1 mm long.

Pronotum (Fig. 67) 1.20–1.25 times as long as broad and approximately 0.85 times as broad as head; punctation slightly coarser than that of head, very dense, and weakly umbilicate (Fig. 69); midline with or without very narrow, almost indistinct rudiment of a glossy band.

Elytra (Fig. 67) slender, approximately 0.6 times as long as pronotum; humeral angles obsolete; punctation dense, somewhat coarser and deeper than that of pronotum; interstices somewhat sculptured; surface of elytra nearly matt. Hind wings completely reduced. Metatarsomere I somewhat longer than the combined length of II and III, but distinctly shorter than the combined length of II–V.

Abdomen approximately 1.2 times as broad as elytra; punctation dense and fine, even finer on posterior tergites; anterior impressions of tergites III–VI (Figs. 70–71) with pronounced microsculpture and matt, remainder of tergal surfaces with distinct, but less pronounced microreticulation; posterior margin of tergite VII without palisade fringe.

♂: sternite VII (Fig. 72) moderately transverse, with unmodified pubescence, posterior margin indistinctly concave in the middle; sternite VIII (Fig. 73) approximately as long as broad, posterior excision V-shaped and slightly more than 0.2 times as deep as length of sternite; aedeagus (Figs. 74–75) 0.75 mm long; ventral process laterally compressed, sharply edged ventrally; dorso-lateral apophyses rather short, curved in ventral view, and weakly dilated apically, not reaching apex of ventral process.

Comparative notes

The similar external and male sexual characters suggest that *N. umbilicatus* is closely related to *N. franzi* and allied species, from which it is distinguished particularly by the male sexual characters. Except for the slightly deeper and narrower posterior excision of the male sternite VIII and the slightly longer dorso-lateral apophyses, the male sexual characters are remarkably similar to those of the more widespread and evidently more common *N. tenuipennis*, whose distribution overlaps with that of *N. umbilicatus* in the Manaslu range. However, in *N. umbilicatus*, the punctuation of the head is much denser, somewhat finer, umbilicate, and partly confluent, rendering the surface of the head practically matt, and the pronotum is dorsally somewhat depressed, more densely, even somewhat umbilicately punctate, and lacks a distinct impunctate midline. In *N. tenuipennis*, on the other hand, the punctuation of the head is distinctly coarser, less dense, weakly umbilicate at most, and non-confluent, rendering the interstices distinct and glossy, the pronotum is not distinctly depressed dorsally, the impunctate midline of the pronotum is usually pronounced, and the punctuation of the pronotum is less dense and not umbilicate.

Distribution and natural history

This species was recorded from two localities in the Manaslu range (Fig. 106), Central Nepal, one at 3800–4100 m and the other at 2000–2300 m. The holotype was sifted from moss and rhododendron leaf litter, together with a female of a probably undescribed species.

Nazeris excisus n. sp.
(Figs. 76–80, 105–106)

Type material

Holotype ♂ [dissected prior to present study; posterior portion of abdomen somewhat damaged]: “Nepal (Prov. Bagmati), near Mere Dara, 3000 m, 7.IV.81, LÖBL & SMETANA / *Nazeris* sp. cf. *franzi* Coiff., det. 1986, G. DE ROUGEMONT / Holotypus ♂ *Nazeris excisus* sp. n., det. V. ASSING 2013” (MHNG).

Etymology

The specific epithet (Latin, adjective) alludes the characteristic median excision of the posterior margin of the male sternite VII.

Description

Body length 7.0 mm; length of forebody 3.8 mm. Habitus as in Fig. 76. Coloration: body blackish; legs and antennae yellowish.

Head (Fig. 77) approximately 1.05 times as long as broad; punctuation relatively fine, very dense, partly somewhat confluent, and weakly umbilicate; interstices without microsculpture; eyes of moderate size, slightly more than one third as long as the distance from posterior margin of eye to posterior constriction of head. Antenna 2.1 mm long.

Pronotum (Fig. 77) 1.17 times as long as broad and 0.90 times as broad as head; punctuation similar to that of head, but slightly coarser; interstices forming narrow ridges; midline with very narrow and indistinct rudiment of an impunctate line.

Elytra (Fig. 77) 0.6 times as long as pronotum; humeral angles obsolete; punctuation dense, moderately coarse, and defined, deeper than that of pronotum. Hind wings completely reduced. Metatarsomere I distinctly shorter than the combined length of II–V.

Abdomen 1.2 times as broad as elytra; punctuation moderately coarse and very dense on tergites III–V, slightly less dense on tergite VI, finer and sparser on tergite VII; interstices with extremely shallow, almost indistinct microsculpture; posterior margin of tergite VII without palisade fringe; posterior margin of tergite VIII convex.

♂: sternite VII moderately transverse, posterior margin concavely excised in the middle, near this concavity with long pubescence (Fig. 105); sternite VIII (Fig. 78) transverse, posterior excision narrowly V-shaped and approximately 0.25 times as deep as length of sternite; aedeagus (Figs. 79–80) 0.87 mm long; ventral process slender in ventral view; dorso-lateral apophyses moderately short, weakly curved, and distinctly dilated apically, far from reaching apex of ventral process.

Comparative notes

Based on the similar external and male sexual characters, *N. excisus* belongs to the *N. elegans* group. It is distinguished from other species of this group particularly by the median excision of the posterior margin of the male sternite VIII (exception: *N. incisus*), as well as by the morphology of the aedeagus (shapes of the ventral process and the dorso-lateral apophyses).

Distribution and natural history

The type locality is situated near Mere Dara (ca. 5 km south of Thare Pati) (Fig. 106) at an altitude of 3000 m.

Nazeris incisus n. sp.
(Figs. 81–87, 106)

Type material

Holotype ♂: “Ramche, 18.VI., 1800–3350 m / Nepal 1978, BHAKTA B. / Holotypus ♂ *Nazeris incisus* sp. n., det. V. ASSING 2013” (NHMB).

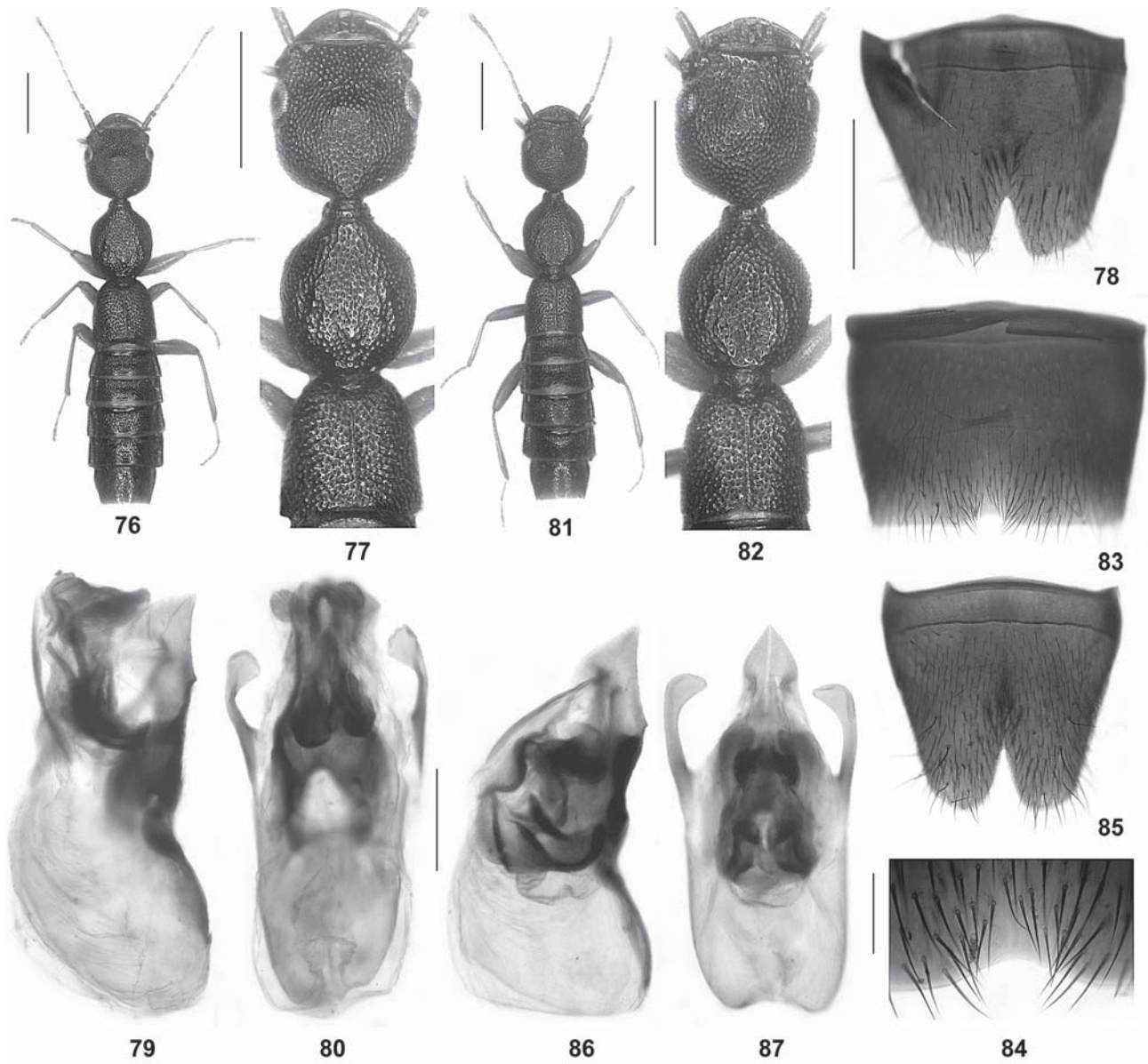
Etymology

The specific epithet (Latin, adjective) alludes the characteristic median incision of the posterior margin of the male sternite VII.

Description

Body length 6.5 mm; length of forebody 3.4 mm. Habitus as in Fig. 81. Coloration: body blackish-brown; legs and antennae yellowish, with antennomere I somewhat darker. Aside from the slightly smaller size, external characters (Figs. 81–82) as in *N. excisus*.

♂: sternite VII (Fig. 83) moderately transverse, posterior margin concavely excised in the middle, near this concavity without pubescence (Fig. 84); sternite VIII (Fig. 84) approximately as long as broad, posterior excision narrowly V-shaped and approximately 0.25 times as



Figs. 76–87. *Nazeris excisus* (76–80) and *N. incisus* (81–87). – 76, 81. Habitus. 77, 82. Forebody. 78, 85. Male sternite VIII. 79–80, 86–87. Aedeagus in lateral and in ventral view. 83. Male sternite VII. 84. Postero-median portion of male sternite VII. – Scale bars: 1.0 mm (76–77, 81–82), 0.5 mm (78, 83, 85), 0.2 mm (79–80, 86–87), 0.1 mm (84).

deep as length of sternite; aedeagus (Figs. 86–87) 0.8 mm long; ventral process slender and apically acute in ventral view; dorso-lateral apophyses moderately short, distinctly curved, and somewhat dilated apically, far from reaching apex of ventral process.

Comparative notes

As can be inferred from the similar external and male sexual characters, particularly the presence of a median excision of the posterior margin of the male sternite VII and the similar morphology of the aedeagus, *N. incisus* is most closely related to *N. excisus*, from which it differs only by slightly smaller body size, the chaetotaxy of the male sternite VII, the shape of the male sternite VIII, and by the shapes of the ventral process and of the dorso-lateral apophyses of the smaller aedeagus.

Distribution and natural history

The type locality, Ramche (28°02'N, 85°13'E), is situated some 40 km to the north-northwest of Kathmandu, Central Nepal (Fig. 106), at the southeastern corner of Langtang National Park. The holotype was collected at an altitude between 1800 and 3350 m.

Nazeris glabriventris n. sp. (Figs. 88–96, 107)

Type material

Holotype ♂: “Nepal Kathmandu, Shivapuri Lekh, slope W of Bagmati river 2000–2300 m leg. SCHMIDT 22.–23.V.2005 / Holotypus ♂ *Nazeris glabriventris* sp. n., det. V. ASSING 2013” (NME).

Paratypes: 11 ♂♂, 12 ♀♀: same data as holotype (NME, cAss); 1 ♂: “Nepal424 Lalitpur Distr., Phulchoki Mt., 1800–2000 m, 25.IV.1995, MARTENS & SCHAWALLER” (SMNS); 1 ♂, 1 ♀: “Nepal-Expeditionen JOCHEN MARTENS / 306 Kathmandu Distr., Sheopuri Mt., *Quercus semecarpifolia* forest, 2100–2300 m, 25.VII.1988, MARTENS & SCHAWALLER leg.” (SMNS, cAss).

Etymology

The specific epithet (Latin, adjective) alludes to the absence of microsculpture on the abdomen, the external character best distinguishing this species from the similar and sympatric *N. hippii*.

Description

Large species; body length 7.0–8.2 mm; length of fore-body 3.7–4.1 mm. Habitus as in Fig. 88. Coloration: body blackish-brown to blackish, with the elytra occasionally somewhat paler; legs and antennae yellowish.

Head (Fig. 89) approximately 1.1 times as long as broad; punctation relatively fine, very dense, and weakly umbilicate; interstices without microsculpture, forming narrow ridges; dorsal surface nearly matt; eyes approximately one third as long as the distance from posterior

margin of eye to posterior constriction of head. Antenna approximately 2.2 mm long.

Pronotum (Fig. 89) approximately 1.23 times as long as broad and about 0.85 times as broad as head; punctation similar to that of head, but somewhat coarser, interstices forming narrow ridges; midline with or without indistinct, very narrow rudiment of longitudinal impunctate band of variable length.

Elytra (Fig. 89) approximately 0.6 times as long as pronotum; humeral angles obsolete; punctation dense, deeper and slightly coarser than that of pronotum. Hind wings completely reduced. Metatarsomere I slightly shorter than the combined length of II–V.

Abdomen approximately 1.2 times as broad as elytra; punctation very dense and moderately fine on tergites III–V, very fine and slightly less dense on tergites VI–VIII, very dense and confluent in anterior impressions of tergites III–V; interstices without microsculpture and glossy; posterior margin of tergite VII without palisade fringe; posterior margin of tergite VIII distinctly convex.

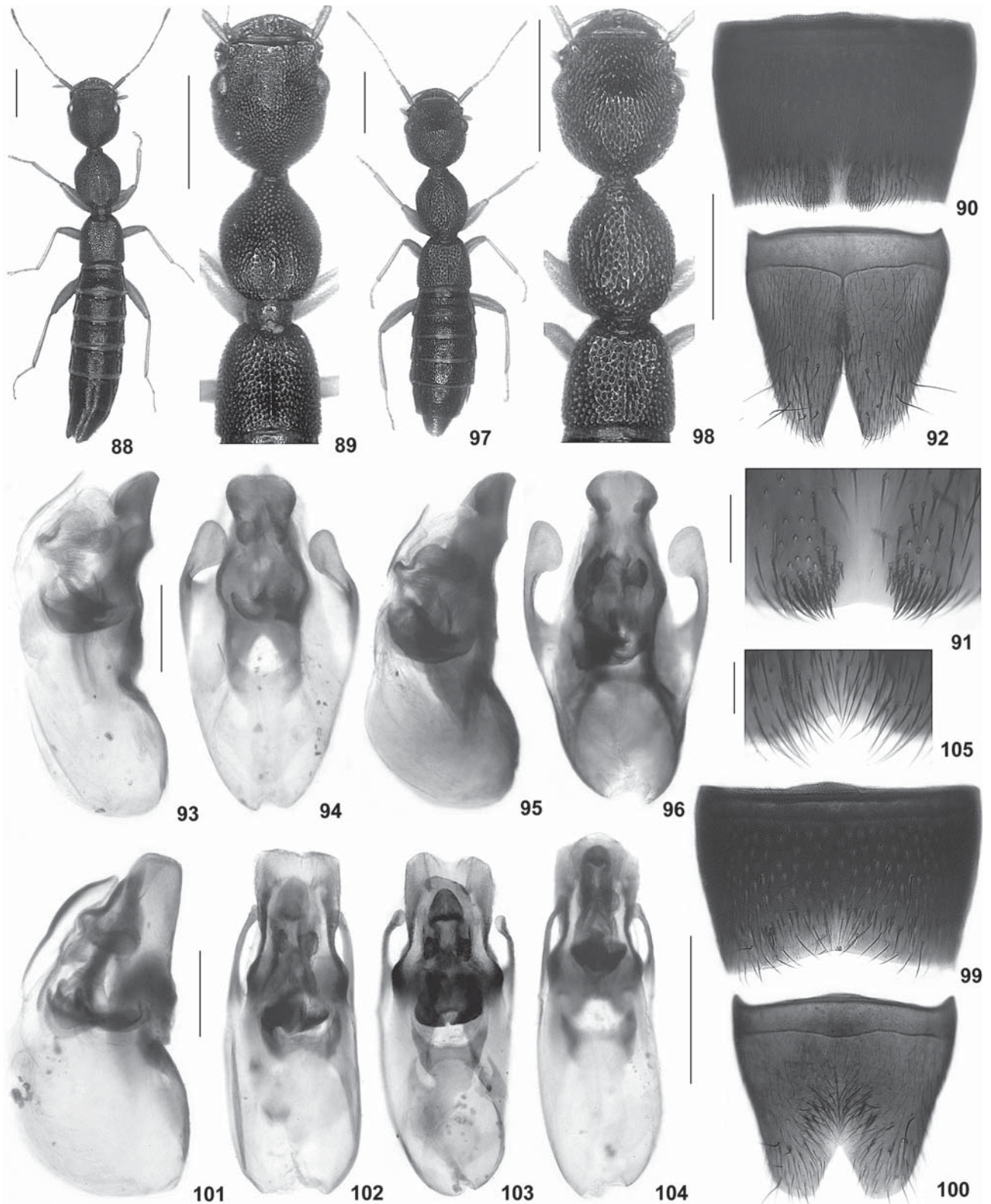
♂: sternite VII (Fig. 90) moderately transverse, with small, narrow, and shallow postero-median impression, middle of this impression without setae, on either side of impression with cluster of dense, dark, and short setae near posterior margin (Fig. 91); sternite VIII (Fig. 92) approximately as broad as long, posterior excision narrowly V-shaped, its depth one-third the length of sternite; aedeagus (Figs. 93–96) of distinctive shape, 0.82 mm long; ventral process short, relatively broad and apically weakly convex in ventral view; dorso-lateral apophyses very short and distinctly dilated apically, far from reaching apex of ventral process.

Comparative notes

The similar external and male sexual characters (very dense and rather fine punctation of the head and pronotum; rather large body size; long metatarsomere I; very dense and fine punctation of the abdomen) and male sexual characters (sternite VII moderately transverse; shape of sternite VIII; morphology of the aedeagus) suggest that *N. glabriventris* is closely related to *N. franzi* and *N. hippii*, from which it differs by the conspicuous chaetotaxy of the male sternite VII, the much deeper posterior excision of the male sternite VIII, the presence of an anterior median carina on the male sternite VIII, as well as by the distinctive shapes of the ventral process and the dorso-lateral apophyses of the aedeagus. It is additionally distinguished from the sympatric *N. hippii* by the absence of microsculpture on the abdomen.

Distribution and natural history

The species was discovered in three localities in the environs of Kathmandu (Fig. 107), the Shivapuri Lekh (approx. 27°48'N, 85°26'E) and Sheopuri (27°49'N,



Figs. 88–105. *Nazeris glabriventris* (88–96), *N. confluens* (97–104), and *N. excisus* (105). – 88, 97. Habitus. 89, 98. Forebody. 90, 99. Male sternite VII. 91, 105. Postero-median portion of male sternite VII. 92, 100. Male sternite VIII. 93–96, 101–104. Aedeagus in lateral and in ventral view (93–94: Phulchoki; 95–96: Shivapuri; 101–102: Induwa Khola; 103: Kuwapani; 104: Mangsingma). – Scale bars: 1.0 mm (88–89, 97–98), 0.5 mm (90, 92, 99–100), 0.2 mm (93–96, 101–104), 0.1 mm (91, 105).

85°24'E) to the northeast and Phulchoki to the southeast of Kathmandu, between 1800 and 2300 m of altitude. The paratypes from Sheopuri were collected in an oak forest. Sympatric species are *N. hippi* and *N. cephalotes*.

Nazeris apterus (Biswas & Sen Gupta, 1984), **n. comb.**

Himastenus apterus BISWAS & SEN GUPTA, 1984: 125 ff.

Comment

BISWAS & SEN GUPTA (1984) described the genus *Himastenus* to accommodate the new and designated type species *H. apterus*, which has remained the sole representative of the genus up to today. The two type specimens, a male holotype and a female paratype, were collected in "Nepal: Daman [= Duman; 27°41'N, 85°07'E], 7600 ft." and deposited "in the collection of Zoological Survey of India, Calcutta" (BISWAS & SEN GUPTA 1984). Previous experience with collections from India suggest that it may be unlikely that the type material will be loaned out for revision. However, the illustrations provided with the original description leave no doubt whatsoever that *Himastenus apterus* belongs to *Nazeris*, resulting in the following synonymy: *Nazeris* Fauvel, 1873 = *Himastenus* Biswas & Sen Gupta, 1984, **n. syn.**

The rough and unclear sketch of the aedeagus (illustrated together with sternite IX and omitting important details) somewhat resembles that of the geographically close *N. glabriventris*. However, according to the original description, the holotype of *N. apterus* is 5.3 mm long (*N. glabriventris*: 7.0–8.2 mm) and the measurements of other body parts are as follows: head width 0.90 mm (*N. glabriventris*: 1.05–1.15 mm); length of pronotum 1.00 mm (*N. glabriventris*: 1.10–1.25 mm); width of pronotum 0.80 mm (*N. glabriventris*: 0.90–1.05 mm). Moreover, according to the illustration (figure 11) of the posterior excision, the posterior excision of the male sternite VIII is of different shape. If this illustration and the measurements of the holotype of *N. apterus* are accurate, *N. apterus* and *N. glabriventris* represent different species. Nevertheless, material from the type locality of *N. apterus* would be desirable to confirm this conclusion.

3.5.2 The species of the *N. flavocaudatus* group

Nazeris confluens **n. sp.**
(Figs. 97–104, 107)

Type material

Holotype ♂: "E. Nepal: Kosi, Forêt S. Mangsingma [approx. 27°31'N, 87°21'E], 2200 m, 11.IV.84, LÖBL-SMETANA / Holotypus ♂ *Nazeris confluens* sp. n., det. V. ASSING 2013" (MHNG).

Paratypes: 4 ♂♂, 4 ♀♀: same data as holotype (MHNG, cAss); 1 ♀: same data, but "2250 m, 12.IV.84" (MHNG); 3 ♂♂: "E. Nepal: Kosi, Forêt N-E Kuwapani, 2250 m, 6.IV.84, LÖBL-SMETANA" (MHNG, cAss); 1 ♀: same data, but "2350 m, 5.IV.84" (MHNG); 3 ♀♀: "E. Nepal: Kosi, Val. Induwa Kola, 2100 m, 17.IV.84, LÖBL-SMETANA" (MHNG); 2 ♂♂: "E. Nepal: Kosi, Val. Induwa Kola, 2000 m, 16.IV.84, LÖBL-SMETANA" (cAss); 1 ♀: "Nepal: Kosi – #2b, Chauki 27°11'–12'N, 87°27'–28'E, 2600–3000 m, 22.–24.vi.01 / NHMB Basel expedition to Nepal, 2001" (NHMB); 2 ♂♂, 6 ♀♀: "Nepal-Expeditionen JOCHEN MARTENS / 404 Sankhua Sabha Distr., above Pahakhola, 2600–2800 m, *Quercus semecarpifolia Rhododendron*, 31.V.–3.VI.1988, MARTENS & SCHAWALLER" (SMNS, cAss); 2 ♂♂, 2 ♀♀: "Nepal-Expeditionen JOCHEN MARTENS / 412 Sankhua Sabha Distr., Arun Valley between Mure and Hurure, mixed broad-leaved forest, 2050–2150 m, 17.VI.1988, MARTENS & SCHAWALLER leg." (SMNS, cAss).

Etymology

The specific epithet is the present participle of the Latin verb *confluere* and alludes to the largely confluent punctuation of the head.

Description

Body length 5.8–7.0 mm; length of forebody 3.1–3.5 mm. Habitus as in Fig. 97. Coloration: body blackish; legs and antennae yellowish.

Head (Fig. 98) 1.00–1.05 times as long as broad; punctuation distinctive, relatively coarse and longitudinally confluent, not umbilicate, punctures predominantly of narrowly oval shape; interstices forming narrow ridges, without microsculpture; eyes of moderate size, approximately one third as long as the distance from posterior margin of eye to posterior constriction of head. Antenna 2.1 mm long.

Pronotum (Fig. 98) approximately 1.2 times as long as broad and 0.80–0.85 times as broad as head; punctuation very dense, distinctly coarser than that of head, but not distinctly longitudinally confluent; interstices forming narrow ridges; midline with very narrow, more or less distinct impunctate line of variable length.

Elytra (Fig. 98) approximately 0.55 times as long as pronotum; humeral angles obsolete; punctuation similar to that of pronotum. Hind wings completely reduced. Metatarsomere I longer than the combined length of II and III, but distinctly shorter than the combined length of II–V.

Abdomen 1.15–1.20 times as broad as elytra; punctuation coarse and very dense on tergites III–V, slightly less dense on tergite VI, finer and sparser on tergite VII, fine and sparse on tergite VIII; interstices without microsculpture; posterior margin of tergite VII without palisade fringe; posterior margin of tergite VIII strongly convex.

♂: sternite VII (Fig. 99) distinctly transverse, pubescence unmodified, posterior margin weakly and broadly concave; sternite VIII (Fig. 100) transverse, 1.10–1.15 times as broad as long, with conspicuous cluster of dense and long dark setae in the middle, posterior excision

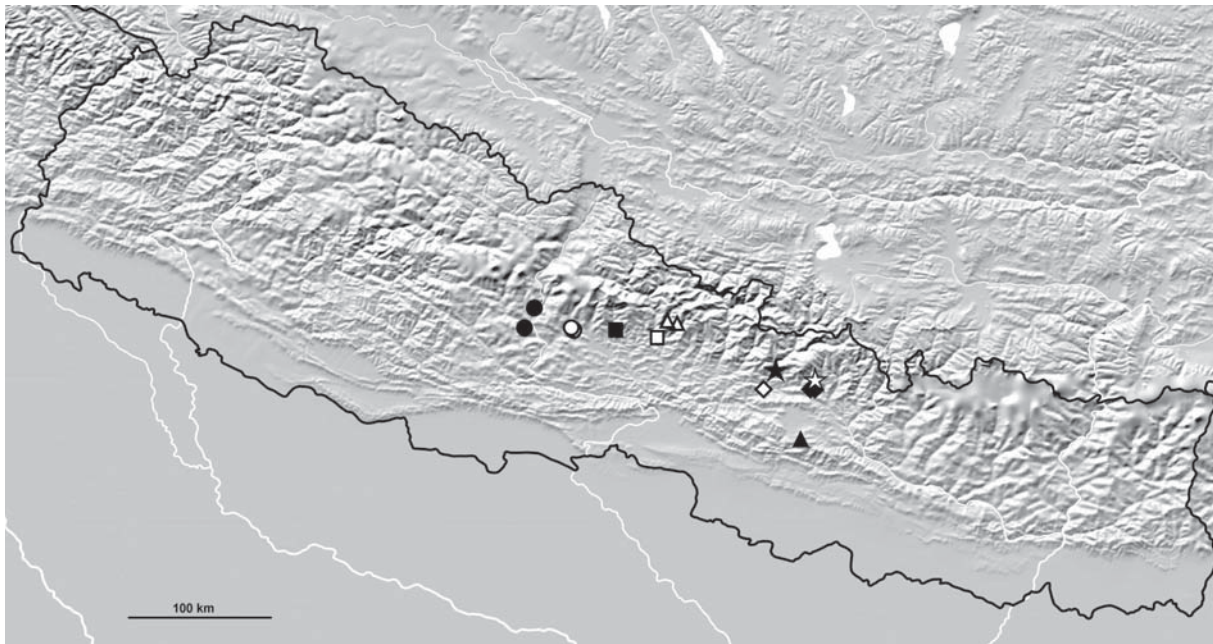


Fig. 106. Distributions of species of the *Nazeris elegans* group in Nepal: *N. punctatissimus* (black circles), *N. densissimus* (white circles), *N. annapurnae* (black square), *N. laevis* (white square), *N. umbilicatus* (white triangles), *N. elegans* (white diamond), *N. incisus* (black star), *N. excisus* (white star), *N. franzi* (black diamonds), and *N. hippi* (black triangle).

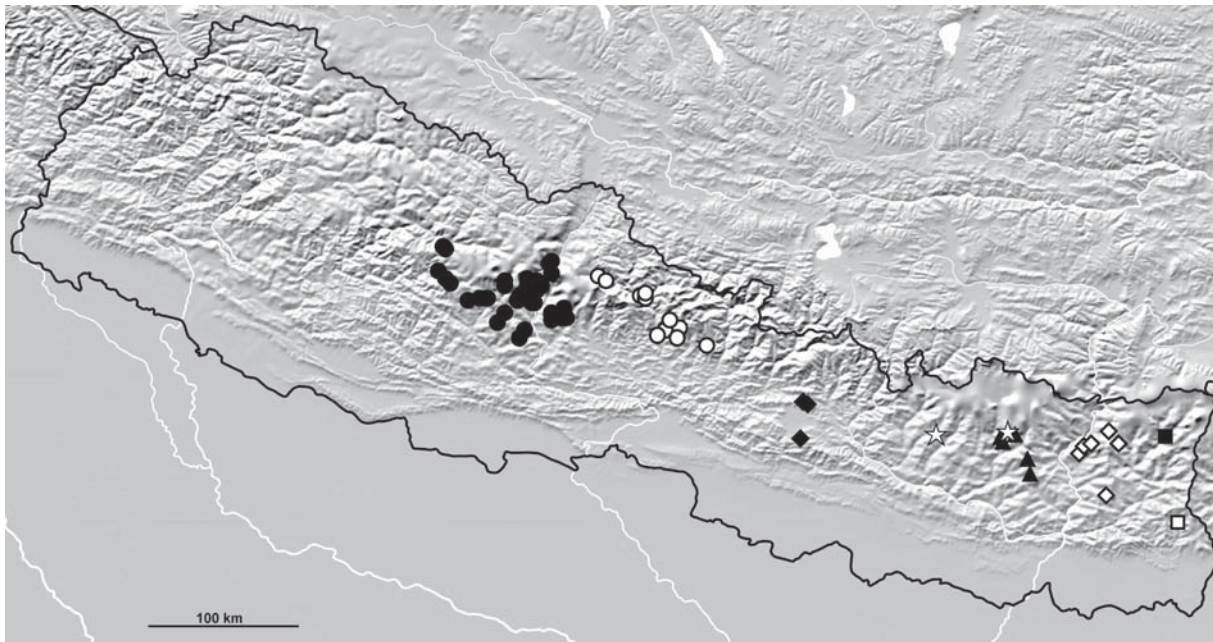


Fig. 107. Distributions of species of the *Nazeris elegans* and *N. flavocaudatus* groups in Nepal: *N. nepalensis* (black circles), *N. tenuipennis* (white circles), *N. glabriventris* (black diamonds), *N. dissectus* (white stars), *N. imberbis* (black triangles), *N. confluens* (white diamonds), *N. parvilobatus* (black square), and *N. diffissus* (white square).

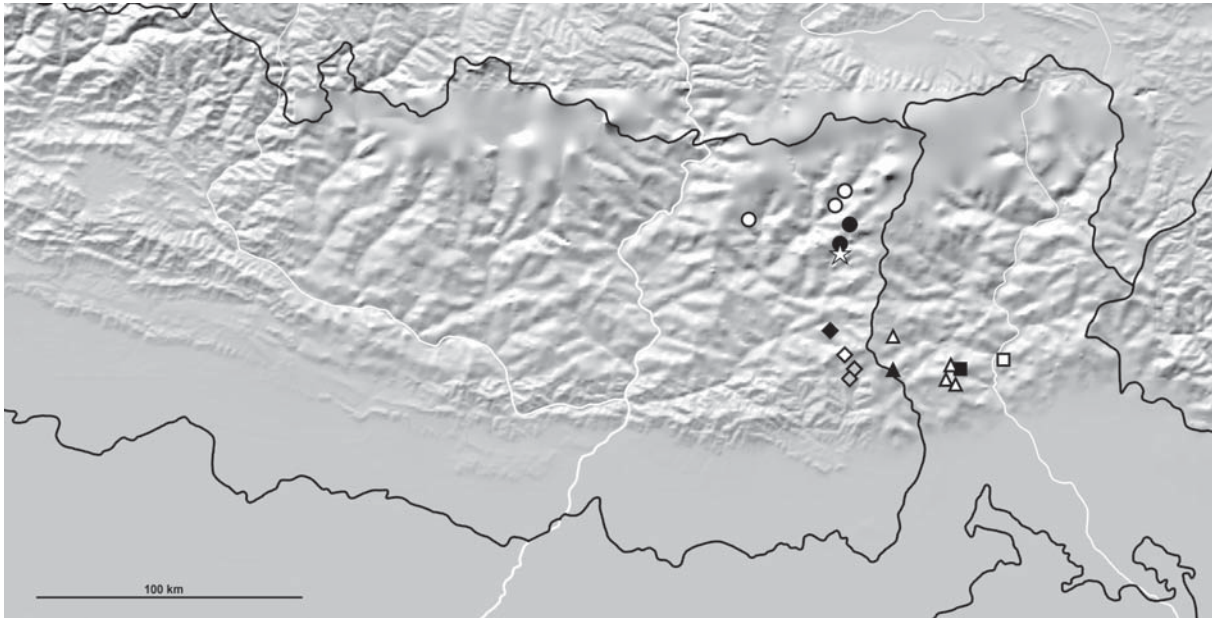


Fig. 108. Distributions of species of the *Nazeris flavocaudatus* group in East Nepal and North India (West Bengal, Sikkim): *N. calvus* (black circles), *N. adentatus* (white circles), *N. exsectus* (white star), *N. pugiofer* and *N. castratus* (black diamond), *N. barbimpressus* (white and grey diamonds), *N. gilvapicalis* (grey diamonds), *N. indicus* (white triangles), *N. flavapicalis* (black triangle), *N. flavocaudatus* (black square), and *N. sikkimensis* (white square).

V-shaped and approximately 0.3 times as deep as length of sternite; aedeagus (Figs. 101–104) of rather variable size, 0.75–0.84 mm long; ventral process broad and apically shallowly excised in ventral view; dorso-lateral apophyses short, weakly curved, and dilated apically, far from reaching apex of ventral process.

Intraspecific variation

The size of the aedeagus, the shape and chaetotaxy of the male sternite VII, and the external characters are subject to some intraspecific variation, particularly between different populations. However, in view of the similar general morphology of the male sexual characters, these differences are attributed to intra- rather than interspecific variation.

Comparative notes

Nazeris confluens superficially resembles the preceding species of the *N. elegans* group, but is distinguished from them particularly by the distinctly longitudinally confluent punctation of the head and by the male sexual characters (shape of the male sternite VII; chaetotaxy of the male sternite VIII; morphology of the aedeagus).

Distribution and natural history

The type specimens were collected in several geographically close localities on the east side of the Arun valley in Kosi province, East Nepal (Fig. 107), at altitudes

of 2050–2800 m. In two localities they were found in an oak forest and in a mixed broad-leaved forest.

Nazeris parvilobatus n. sp. (Figs. 107, 109–115)

Type material

H o l o t y p e ♂: “Nepal, Prov. Mechi, Amjilosa bis Gyabla, 2400–2700 m NN, 4.IV.2003, leg.: J. WEIPERT / Holotypus ♂ *Nazeris parvilobatus* sp. n., det. V. ASSING 2013” (NME).

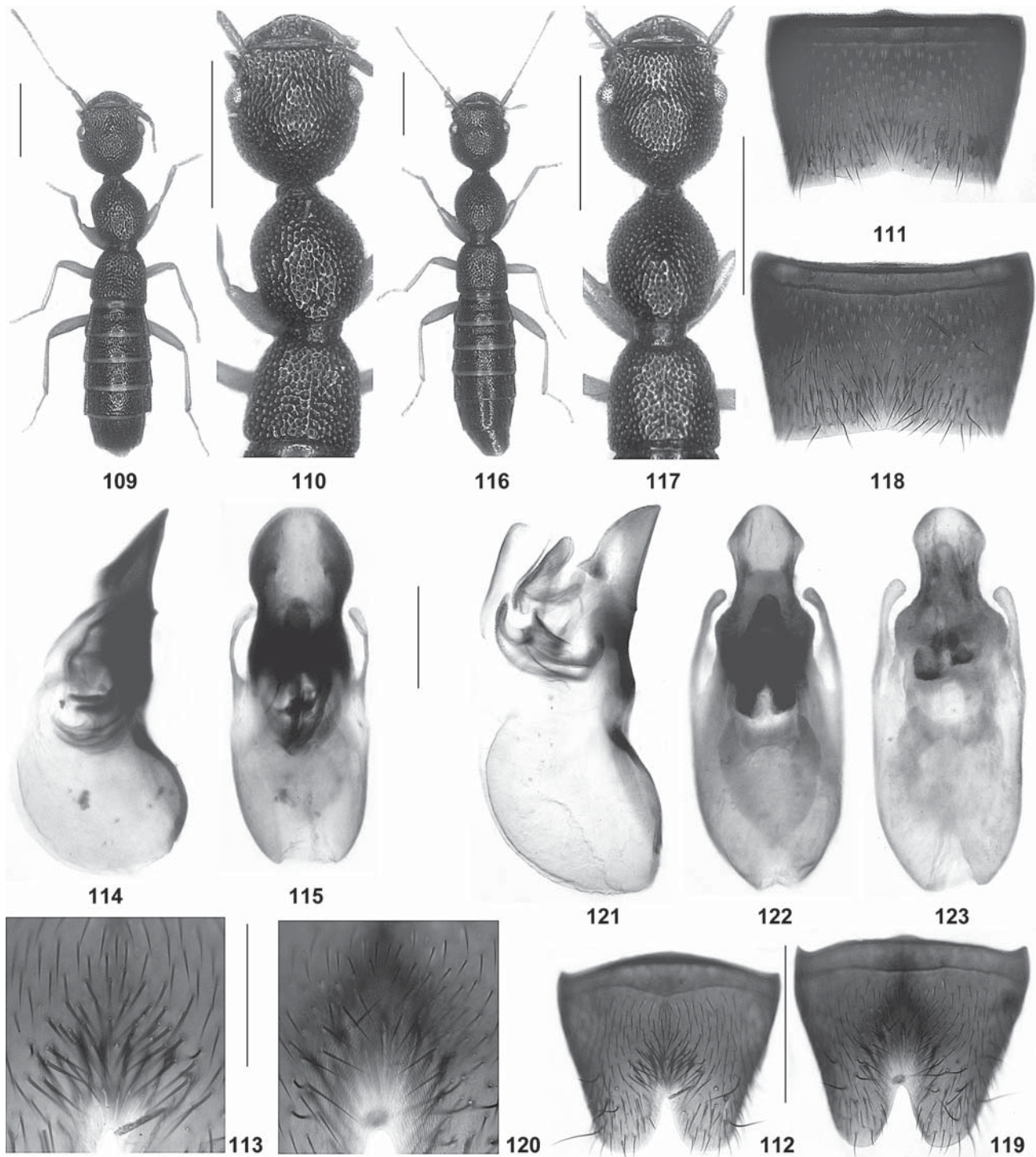
Etymology

The specific epithet is an adjective composed of the Latin adjective *parvus* (small) and the adjective *lobatus* (lobed). It refers to the thin dorso-lateral apophyses of the aedeagus.

Description

Body length 5.3 mm; length of forebody 2.9 mm. Habitus as in Fig. 109. Coloration: body blackish; legs and antennae yellowish, with antennomere I somewhat darker.

Head (Fig. 110) approximately as long as broad, posterior constriction weakly produced; punctation coarse, deep, non-umbilicate, non-confluent, and predominantly composed of oval punctures; interstices narrow, but distinct, glossy; eyes strongly convex, nearly one third as long as the distance from posterior margin of eye to posterior constriction of head. Antenna 1.8 mm long.



Figs. 109–123. *Nazeris parvilobatus* (109–115) and *N. imberbis* (116–123). – **109, 116.** Habitus. **110, 117.** Forebody. **111, 118.** Male sternite VII. **112, 119.** Male sternite VIII. **113, 120.** Median portion of male sternite VIII. **114–115, 121–123.** Aedeagus in lateral and in ventral view. – Scale bars: 1.0 mm (109–110, 116–117), 0.5 mm (111–112, 118–119), 0.2 mm (113–115, 120–123).

Pronotum (Fig. 110) 1.2 times as long as broad and 0.8 times as broad as head; punctation very dense, coarser than that of head; interstices narrow, but distinct, and glossy; midline with indistinct, short and narrow impunctate line posteriorly.

Elytra (Fig. 110) 0.58 times as long as pronotum; humeral angles obsolete; punctation similar to that of pronotum, but on average slightly coarser. Hind wings completely reduced. Metatarsomere I longer than the combined length of II and III, but slightly shorter than the combined length of II–V.

Abdomen 1.15 times as broad as elytra; punctation coarse and very dense on tergites III–V, slightly less dense on tergite VI, finer and sparser on tergite VII, fine and sparse on tergite VIII; interstices without microsculpture; posterior margin of tergite VII without palisade fringe; posterior margin of tergite VIII strongly convex.

♂: sternite VII (Fig. 111) distinctly transverse, pubescence unmodified, posterior margin weakly and broadly concave; sternite VIII (Fig. 112) transverse, 1.1 times as broad as long, with conspicuous cluster of dense and long dark setae in the middle (Fig. 112); posterior excision V-shaped and 0.28 times as deep as length of sternite; aedeagus (Figs. 114–115) 0.67 mm long; ventral process broad and apically broadly convex in ventral view; dorso-lateral apophyses short, very thin in ventral view, apically dilated in lateral view, and with semi-transparent apices, far from reaching apex of ventral process.

Comparative notes

Based on external (punctures of head not round, but oval; posterior constriction of head weakly produced; similar punctation of forebody and abdomen) and the male sexual characters (shape of male sternite VII; modifications of the male sternite VIII; ventral process of aedeagus large and broad in ventral view; dorso-lateral apophyses small), *N. parvilobatus* is undoubtedly closely allied to *N. confluens*. It is distinguished from this species particularly by slightly smaller body size, the non-confluent and less oblong punctures of the head, the smaller posterior excision of the male sternite VII, and by the different shape of the ventral process of the aedeagus.

Distribution and natural history

The type locality is situated between Amjilosa (27°34'N, 87°51'E) and Gyabla (27°37'N, 87°52'E) in Taplejung district, northeastern Nepal (Fig. 107), at an altitude between 2400 and 2700 m.

Nazeris imberbis n. sp. (Figs. 107, 116–123)

Type material

Holotype ♂ [dissected prior to present study]: “526 Nepal: Solukhumbu Distr., Nashing Dingma W Surkie La,

2700 m, 20.V.1997, leg. W. SCHAWALLER / Holotypus ♂ *Nazeris imberbis* sp. n., det. V. Assing 2013” (SMNS).

Paratypes: 4 ♂♂, 2 ♀♀ [partly teneral]: same data as holotype (SMNS, cAss); 1 ♂, 2 ♀♀: “532 Nepal: Solukhumbu Distr., Sanam, 2700–2800 m, 22.–23.V.1997, leg. W. SCHAWALLER” (SMNS, cAss); 3 ♀♀: “521 Nepal: Solukhumbu Distr., below Pangum, 2500 m, 14.–15.V.1997, leg. W. SCHAWALLER” (SMNS, cAss); 2 ♀♀: “523 Nepal: Solukhumbu Distr., E Pangkongma La, 3000 m, 17.V.1997, leg. W. SCHAWALLER” (SMNS); 2 ♂♂, 1 ♀: “535 Nepal: Bhojpur Distr., E Salpa pass, 3000–2800 m, 24.V.1997, leg. W. SCHAWALLER” (SMNS, cAss).

Etymology

The specific epithet (Latin, adjective: without a beard) alludes to the absence of pubescence in the median impression of the male sternite VIII.

Description

Body length 5.5–6.5 mm; length of forebody 3.2–3.4 mm. Habitus as in Fig. 116. Coloration: body dark-brown to blackish, with the elytra sometimes slightly paler; legs and antennae yellowish, with antennomere I slightly darker. External characters (Figs. 116–117) practically identical to those of *N. dissectus* (see below).


♂: sternite VII (Fig. 118) strongly transverse, postero-median portion with sparse long setae, posterior margin broadly concave; sternite VIII (Fig. 119) approximately 1.15 times as broad as long, with rather distinct median impression, this impression without pubescence (Fig. 120), posterior excision narrowly V-shaped, approximately 0.3 times as deep as length of sternite; aedeagus (Figs. 121–123) approximately 0.75 mm long; ventral process of rather distinctive shape, particularly in ventral view; dorso-lateral apophyses short, weakly curved in ventral view, and not distinctly dilated apically.

Comparative notes

Based on the morphology of the aedeagus, *N. imberbis* is closely allied to *N. parvilobatus*, from which it differs by the punctation of the head (punctures predominantly circular), the more transverse male sternite VII, the shape and chaetotaxy of the male sternite VIII (posterior excision deeper, median impression without setae), and by the morphology of the aedeagus (ventral process more slender in ventral view; dorso-lateral apophyses longer and stouter).

Distribution and natural history

The type specimens were collected in several localities to the southeast of Lukla in Solukhumbu District and one in Bhojpur District, East Nepal (Fig. 107, at altitudes of 2500–3000 m. Some of the specimens are teneral.



Figs. 124–135. *Nazeris diffissus* (124–129) and *N. dissectus* (130–135). – 124, 130. Habitus. 125, 131. Forebody. 126, 132. Male sternite VII. 127, 133. Male sternite VIII. 128–129, 134–135. Aedeagus in lateral and in ventral view. – Scale bars: 1.0 mm (124–125, 130–131), 0.5 mm (126–127, 132–133), 0.2 mm (128–129, 134–135).

Nazeris diffissus **n. sp.**
(Figs. 107, 124–129, 150)

Type material

H o l o t y p e ♂ [dissected prior to present study]: “Nepal-Expeditionen JOCHEN MARTENS / 319 Ilam Distr., Mai Pokhari, 2100–2200 m, *Castanopsis* forest remnants, 9.–10.IV.1988, J. MARTENS & W. SCHAWALLER leg. / Holotypus ♂ *Nazeris diffissus* sp. n., det. V. ASSING 2013” (SMNS).

P a r a t y p e s: 3 ♂♂, 7 ♀♀ [partly slightly teneral]: same data as holotype (SMNS, cAss).

Etymology

The specific epithet is the past participle of the Latin verb *diffindere* (to split) and refers to the distinctly bifid ventral process of the aedeagus.

Description

Body length 6.0–7.0 mm; length of forebody 3.1–3.5 mm. Habitus as in Fig. 124. Coloration: body dark-brown to blackish-brown, with the elytra sometimes slightly paler; legs and antennae yellowish.

Head (Fig. 125) approximately 1.05 times as long as broad; punctuation moderately coarse and very dense, weakly umbilicate; interstices forming narrow ridges, without microsculpture; eyes approximately one third as long as the distance from posterior margin of eye to posterior constriction of head. Antenna 1.9–2.0 mm long.

Pronotum (Fig. 125) approximately 1.2 times as long as broad and about 0.85 times as broad as head; punctuation very dense and somewhat coarser than that of head; interstices forming narrow ridges; midline with narrow, mostly long, slightly elevated impunctate band of variable length.

Elytra (Fig. 125) approximately 0.6 times as long as pronotum; disc mostly somewhat depressed anteriorly; humeral angles obsolete; punctuation similar to that of pronotum. Hind wings completely reduced. Legs rather slender; metatarsus 0.80–0.85 times as long as metatibia; metatarsomere I distinctly longer than the combined length of II–III.

Abdomen approximately 1.2 times as broad as elytra; punctuation coarse and dense on tergites III–V, slightly less dense on tergite VI, finer on tergites VII–VIII; interstices without distinct microsculpture; posterior margin of tergite VII with narrow rudiment of a palisade fringe; posterior margin of tergite VIII strongly convex.

♂: sternite VII (Fig. 126) strongly transverse, postero-medial portion shallowly impressed and with sparse setae, posterior margin broadly concave; sternite VIII (Fig. 126) approximately as long as broad, with narrow, but distinct median depression, this impression with moderately long thin setae (Fig. 150), but without distinct cluster of setae, posterior excision narrowly V-shaped, approximately 0.3 times as deep as length of sternite; aedeagus (Figs. 128–129) approximately 0.85 mm long; ventral process long and slender, apically bifid, and ventrally with

pair of carinae; dorso-lateral apophyses short, weakly sclerotized, and weakly curved, far from reaching apex of ventral process.

Comparative notes

Based on the external and male sexual characters, *N. diffissus* belongs to the *N. flavocaudatus* group. It is distinguished from all the species of this group particularly by the conspicuous morphology of the aedeagus, as well as by the shapes and chaetotaxy of the male sternites VII and VIII, from the syntopic *N. gilvapicalis* additionally by larger average body size and by the darker abdominal apex (segment VIII yellowish in *N. gilvapicalis*).

Distribution and natural history

The type locality is situated in Ilam District, East Nepal (Fig. 107). The specimens were collected in a *Castanopsis* forest remnant at an altitude of 2100–2200 m. Some of the paratypes are teneral.

Nazeris dissectus **n. sp.**
(Figs. 107, 130–135)

Type material

H o l o t y p e ♂ [dissected prior to present study; slightly teneral]: “506 Nepal: Ramechap Distr., Mohabir Khola E Shivayala, 2500–2600 m, 6.–7.V.1997, leg. W. SCHAWALLER / Holotypus ♂ *Nazeris dissectus* sp. n., det. V. ASSING 2013” (SMNS).

P a r a t y p e s: 2 ♂♂, 3 ♀♀ [slightly teneral]: same data as holotype (SMNS, cAss); 1 ♂ [infested with *Laboulbeniales*], 1 ♀: “525 Nepal: Solukhumbu Distr., Hinku Drangka Khola bridge, 2000 m, 18.–19.V.1997, leg. W. SCHAWALLER” (cAss).

Etymology

The specific epithet is the past participle of the Latin verb *dissecare* (to cut apart) and refers to the profoundly bifid ventral process of the aedeagus.

Description

Body length 5.8–6.8 mm; length of forebody 3.2–3.5 mm. Habitus as in Fig. 130. Coloration: body dark-brown to blackish, with the elytra sometimes slightly paler; legs and antennae yellowish, with antennomere I slightly darker.

Head (Fig. 131) 1.04–1.08 times as long as broad; punctuation moderately coarse and very dense, partly confluent and not umbilicate; interstices forming narrow ridges, without microsculpture; eyes relatively small, distinctly less than one third as long as the distance from posterior margin of eye to posterior constriction of head. Antenna 1.9–2.0 mm long.

Pronotum (Fig. 131) 1.20–1.25 as long as broad and 0.80–0.85 times as broad as head; punctuation very dense and coarser than that of head; interstices forming narrow

ridges; midline with narrow, mostly more or less reduced, slightly elevated impunctate band of variable length posteriorly.

Elytra (Fig. 131) short, approximately 0.55 times as long as pronotum; humeral angles obsolete; punctuation similar to that of pronotum. Hind wings completely reduced. Legs rather slender; metatarsomere I distinctly longer than the combined length of II–III.

Abdomen approximately 1.2 times as broad as elytra; punctuation coarse and dense on tergites III–V, slightly less dense on tergite VI, fine on tergites VII–VIII; interstices without microsculpture; posterior margin of tergite VII with or without narrow rudiment of a palisade fringe; posterior margin of tergite VIII strongly convex.

♂: sternite VII (Fig. 132) strongly transverse, postero-median portion with relatively sparse long setae, posterior margin broadly and weakly concave; sternite VIII (Fig. 133) approximately 1.1 times as broad as long, median portion without distinct cluster of setae, posterior excision broadly V-shaped, approximately 0.2 times as deep as length of sternite; aedeagus (Figs. 134–135) very long in relation to body, approximately 1.15 mm long; ventral process long and slender, profoundly bifid in ventral view and apically convex in lateral view; dorso-lateral apophyses short, weakly sclerotized, weakly curved, and apically somewhat dilated, far from reaching apex of ventral process.

Comparative notes

Nazeris dissectus is readily distinguished from all its congeners particularly by the conspicuous morphology of the aedeagus. The only Himalayan species whose aedeagus at least faintly resembles that of *N. dissectus*, is *N. diffissus*, from which it is distinguished by the non-umbilicate punctuation of the head, the less transverse male sternite VII with setae in the postero-median portion, the less deep and less broad posterior excision and the different chaetotaxy of the male sternite VIII, and by the distinctly larger aedeagus with a much more profoundly bifid ventral process.

Distribution and natural history

The species is known from two localities in the Ramechhap and Solukhumbu Districts, East Nepal (Fig. 107). The partly teneral type specimens were collected at altitudes of 2000–2600 m.

Nazeris flavocaudatus n. sp. (Figs. 108, 136–143)

Type material

Holotype ♂: “India W. Bengal, Darjeeling distr., Ghoom–Lopchu, 2000 m, 14.X.78, BESUCHET-LÖBL / Holotypus ♂ *Nazeris flavocaudatus* sp. n., det. V. ASSING 2013” (MHNG).

Paratypes: 1 ♂, 5 ♀♀, 1 ex. without abdomen [partly teneral]: same data as holotype (MHNG); 5 ♂♂, 1 ♀ [partly teneral]: same data, but “12.X.78” (MHNG, cAss).

Etymology

The specific epithet (Latin, adjective: with a yellow tail) alludes to the conspicuously yellowish segments VIII–X of the abdomen.

Description

Body length 5.7–6.8 mm; length of forebody 3.1–3.3 mm. Habitus as in Fig. 136. Coloration: head and pronotum reddish-brown to blackish-brown; elytra reddish to dark-brown; abdomen brown to blackish-brown, with segments VIII–X yellowish to dark-yellowish, distinctly contrasting with the anterior abdominal segments; legs and antennae yellowish.

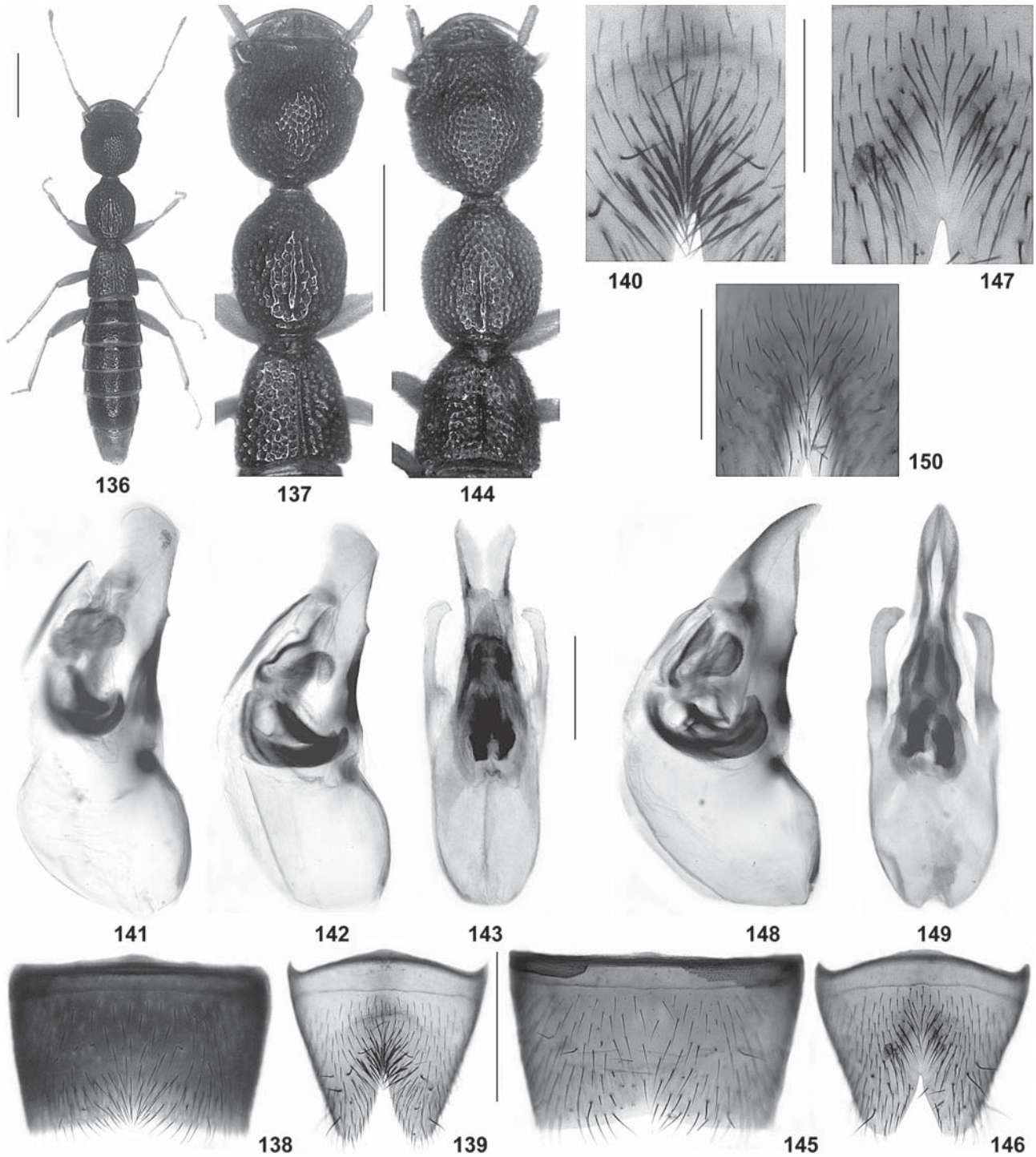
Head (Fig. 137) 1.05–1.10 times as long as broad; punctuation coarse, not distinctly confluent and not distinctly umbilicate; interstices forming narrow ridges, without microsculpture; eyes of moderate size, at least approximately one third as long as the distance from posterior margin of eye to posterior constriction of head. Antenna long in relation to body size, 1.9–2.0 mm long.

Pronotum (Fig. 137) approximately 1.25 times as long as broad and 0.85 times as broad as head; punctuation very dense, even slightly coarser than that of head, sometimes partly confluent; interstices forming narrow ridges; midline with moderately narrow, more or less distinct, and more or less distinctly elevated impunctate band posteriorly.

Elytra (Fig. 137) slender, approximately 0.6 times as long as pronotum; humeral angles obsolete; punctuation as coarse as that of pronotum. Hind wings completely reduced. Metatarsomere I nearly as long as the combined length of II–V.

Abdomen approximately 1.15 times as broad as elytra; punctuation coarse and dense on tergites III–VI, somewhat sparser and slightly less coarse on tergite VII; interstices without distinct microsculpture; posterior margin of tergite VII without palisade fringe; posterior margin of tergite VIII strongly convex.

♂: sternite VII (Fig. 138) distinctly transverse, pubescence unmodified, posterior margin weakly concave in the middle; sternite VIII (Fig. 139) approximately as long as broad, middle weakly impressed and with distinct cluster of dense and long dark setae (Fig. 140), posterior excision V-shaped and deep, 0.35–0.40 times as deep as length of sternite; aedeagus (Figs. 141–143) slender and 0.77–0.83 mm long; ventral process sharply edged ventrally, laterally compressed, with weakly sclerotized apical portion, and apically excised in ventral view; dorso-lateral apophyses rather short, slender, and weakly curved apically in ventral view, far from reaching apex of ventral process.



Figs. 136–150. *Nazeris flavocaudatus* (136–143), *N. flavapicalis* (144–149), and *N. diffissus* (150). – 136. Habitus. 137, 144. Forebody. 138, 145. Male sternite VII. 139, 146. Male sternite VIII. 140, 147, 150. Median portion of male sternite VIII. 141–143, 148–149. Aedeagus in lateral and in ventral view. – Scale bars: 1.0 mm (141–143, 148–149), 0.5 mm (138–139, 145–146), 0.2 mm (140–143, 147–150).

Comparative notes

This distinctive species is characterized by the slender habitus, relatively long antennae, the coarse punctation of the whole body, the conspicuous coloration of the abdomen, the shape and chaetotaxy of the male sternite VIII, and the shape of the aedeagus.

The similarly derived chaetotaxy of the male sternite VIII suggests that it is closely related to *N. confluens* and allied species.

Distribution and natural history

The type locality is situated between Ghum (27°00'N, 88°16'E) and Lopchu (27°04'N, 88°22'E) in Darjeeling District, West Bengal, North India (Fig. 108), at an altitude of 2000 m. Some of the specimens are teneral.

Nazeris flavapicalis n. sp. (Figs. 108, 144–149)

Type material

Holotype ♂: “India W. Bengal, Darjeeling Distr., Tonglu 3100 m 16.X.78, BESUCHET-LÖBL / Holotypus ♂ *Nazeris flavapicalis* sp. n., det. V. ASSING 2013” (MHNG).

Etymology

The specific epithet is an adjective composed of the Latin adjectives flavus (yellow) and apicalis (apical). It refers the yellowish apex of the abdomen.

Description

Body length 6.2 mm; length of forebody 3.1 mm. Coloration: body dark-reddish, with the abdominal segment VII reddish-yellow and segments VIII–X dark-yellowish, contrasting with the darker anterior abdominal segments; legs and antennae yellowish.

Head (Fig. 144) 1.08 times as long as broad; punctation coarse, not distinctly confluent and not umbilicate; interstices forming narrow ridges, without microsculpture; eyes of moderate size, approximately one third as long as the distance from posterior margin of eye to posterior constriction of head. Antenna 1.7 mm long.

Pronotum (Fig. 144) 1.18 times as long as broad and 0.87 times as broad as head; punctation very dense, slightly coarser than that of head; interstices forming narrow ridges; midline with moderately broad and elevated impunctate band posteriorly.

Elytra (Fig. 144) nearly 0.6 times as long as pronotum, not particularly slender; humeral angles obsolete; punctation as coarse as that of pronotum. Hind wings completely reduced.

Abdomen approximately 1.25 times as broad as elytra; punctation moderately coarse and moderately dense on tergites III–VI, distinctly sparser and finer on tergite VII; interstices without microsculpture; posterior margin of

tergite VII without palisade fringe; posterior margin of tergite VIII strongly convex.

♂: sternite VII (Fig. 145) distinctly transverse, pubescence unmodified, posterior margin weakly concave; sternite VIII (Fig. 146) transverse, approximately 1.15 times as broad as long, with median impression, anterior portion of this impression with denser long dark setae (Fig. 147), posterior excision V-shaped and approximately one third as deep as length of sternite; aedeagus (Figs. 148–149) 0.8 mm long; ventral process of distinctive shape, broad and apically acute in lateral view, slender and apically not excised in ventral view; dorso-lateral apophyses short, stout, and apically curved, weakly dilated, far from reaching apex of ventral process.

Comparative notes

The similar coloration of the abdominal apex, the similar punctation, and the similar modifications of the male sternite VIII suggest that *N. flavapicalis* is allied to the geographically close *N. flavocaudatus*. It is distinguished from this species by the less slender habitus (broader pronotum, broader elytra), the distinctly shorter antennae, the paler coloration of the abdominal segment VII, the more transverse and posteriorly more distinctly concave male sternite VII, the transverse and posteriorly less deeply incised male sternite VIII with a less strongly modified chaetotaxy, and by the completely different morphology of the aedeagus.

Distribution and natural history

The type locality, Tonglu (27°02'N, 88°05'E), is situated in the west of Darjeeling District, West Bengal, close to the border with Nepal, at an altitude of 3100 m.

Nazeris indicus Cameron, 1943

Nazeris indicus CAMERON, 1943: 32.

Type material examined

Holotype ♀: “Type / Ghum dist., Tiger Hill, 8,500–10,000 ft., v–vi-31, Dr. CAMERON / *N. indicus* Cam. Type / M. CAMERON. Bequest. B.M. 1955-147. / Holotype ♀ *Nazeris indicus* Cameron, rev. V. ASSING 2013” (BMNH).

Additional material examined

India: West Bengal: 2 ♀♀, Darjeeling District, Ghum, Chim–Khona [27°00'N, 88°16'E], 28.V.1975, leg. WITTMER (NHMB, cAss); 3 ♀♀, Darjeeling District, Ramam [27°09'N, 88°05'E], 2450 m, 19.V.1975, leg. WITTMER (NHMB, cAss); 1 ♀, Darjeeling District, Lebong [27°03'N, 88°17'E], 1600–1800 m, 2.VI.1975, leg. WITTMER (NHMB).

Comment

The original description is based on a unique female “Type” from “Tiger Hill [26°59'N, 88°18'E], altitude

8,500–10,000 feet” deposited in the Cameron collection (CAMERON 1943). The above non-type females are of somewhat paler coloration and have a partly yellowish abdominal segment VIII, so that their identification is somewhat uncertain. Until males from the type locality are available, the identity of this species will remain uncertain.

Size and coloration of the holotype are as follows: body length 6.3 mm; length of forebody 3.1 mm; elytra 0.6 times as long as pronotum; forebody blackish-brown; abdomen blackish; legs and antennae pale-yellow.

Nazeris gilvapicalis n. sp.

(Figs. 108, 151–157)

Type material

H o l o t y p e ♂ [dissected prior to present study]: “Nepal-Expeditionen JOCHEN MARTENS / 319 Ilam Distr., Mai Pokhari, 2100–2200 m, *Castanopsis* forest remnants, 9.–10.IV.1988, J. MARTENS & W. SCHAWALLER leg. / Holotypus ♂ *Nazeris gilvapicalis* sp. n., det. V. ASSING 2013” (SMNS).

P a r a t y p e s: 3 ♂♂, 5 ♀♀ [1 ♂ slightly teneral]: same data as holotype (SMNS, cAss); 2 ♂♂: “Nepal-Expeditionen JOCHEN MARTENS / 254 Ilam Dist., Mai Pokhari, 2150–2250 m, 23.–25.VIII.1983, J. MARTENS & B. DAAMS leg.” (SMNS); 1 ♂: “Nepal-Expeditionen JOCHEN MARTENS / 321 Ilam Distr., Gitang Khol Valley, *Alnus* forest along river, 1750 m, 11.–13.IV.1988, J. MARTENS & W. SCHAWALLER leg.” (cAss).

Etymology

The specific epithet is an adjective composed of the Latin adjectives *gilvus* (yellow) and *apicalis* (apical). It refers the yellowish apex of the abdomen.

Description

Body length 5.5–6.5 mm; length of forebody 2.9–3.3 mm. Habitus as in Fig. 151. Coloration: body blackish-brown to blackish, with the abdominal segment VIII dark-yellowish, contrasting with the darker anterior abdominal segments; legs and antennae yellowish, with antennomere I usually slightly darker.

Head (Fig. 152) 1.03–1.05 times as long as broad; punctation very dense, moderately coarse, partly confluent, and not umbilicate; interstices forming narrow ridges, without microsculpture; eyes of moderate size, approximately one third as long as the distance from posterior margin of eye to posterior constriction of head. Antenna approximately 1.8 mm long.

Pronotum (Fig. 152) 1.20–1.25 times as long as broad and 0.80–0.85 times as broad as head; punctation very dense, slightly coarser than that of head; interstices forming narrow ridges; midline with rather narrow and more or less elevated impunctate band of variable length posteriorly.

Elytra (Fig. 152) approximately 0.6 times as long as pronotum; disc usually more or less distinctly depressed

anteriorly; humeral angles obsolete; punctation as coarse as that of pronotum. Hind wings completely reduced. Metatarsomere I distinctly longer than the combined length of II and III.

Abdomen approximately 1.2 times as broad as elytra; punctation moderately coarse and moderately dense on tergites III–V, less coarse and less dense on tergite VI, finer on tergite VII; interstices without microsculpture; posterior margin of tergite VII with rudiment of a palisade fringe; posterior margin of tergite VIII weakly convex.

♂: sternite VII (Fig. 153) distinctly transverse, postero-medial portion with very sparse setae, posterior margin weakly concave; sternite VIII (Fig. 154) weakly transverse, approximately 1.08 times as broad as long, in median portion with relatively sparse long setae, this cluster weakly defined (Fig. 155), posterior excision narrowly V-shaped and approximately 0.35 times as deep as length of sternite; aedeagus (Figs. 156–157) relatively small, 0.65–0.70 mm long; ventral process laterally compressed and ventrally sharply edged; dorso-lateral apophyses short and apically curved, weakly dilated, far from reaching apex of ventral process.

Comparative notes

The similar coloration of the abdominal apex, the similar punctation, and the similar male sexual characters suggest that *N. gilvapicalis* is closely related to *N. flavocaudatus* and allied species. It is characterized particularly by the shape and chaetotaxy of the male sternite VIII and by the shape of the ventral process of the aedeagus. It additionally differs from the syntopic *N. diffissus* by the yellowish abdominal segment VIII and the slightly smaller average size.

Distribution and natural history

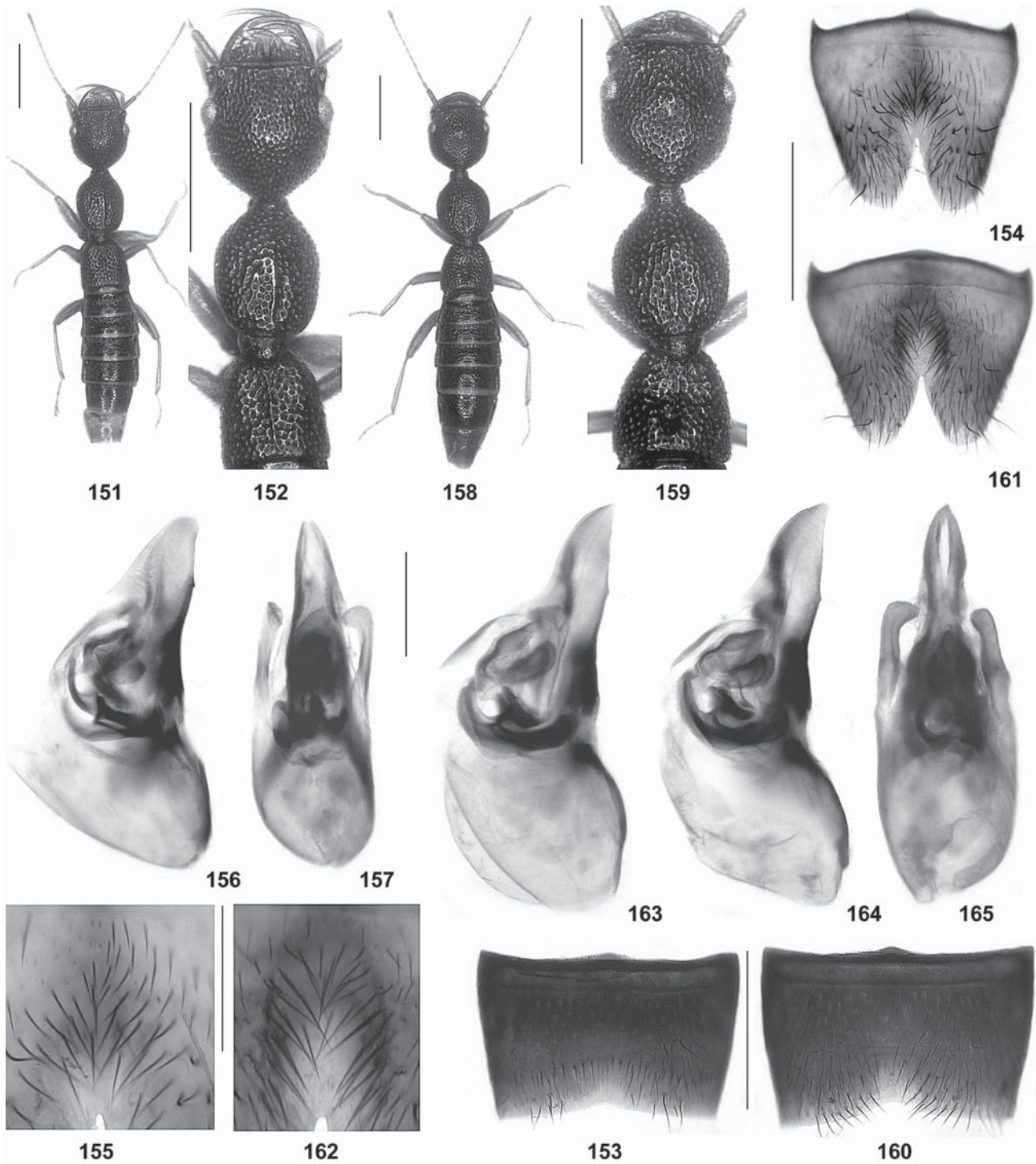
Nazeris gilvapicalis is known from two geographically close localities near Mai Pokhari in Ilam District (Fig. 108), in the extreme east of Nepal, close to the border with West Bengal. The specimens were collected in *Castanopsis* and *Alnus* forests at altitudes of 1750–2250 m, together with *N. barbimpressus* and in one locality additionally with *N. diffissus*. One paratype (April) is slightly teneral.

Nazeris barbimpressus n. sp.

(Figs. 108, 158–165)

Type material

H o l o t y p e ♂ [dissected prior to present study]: “Nepal-Expeditionen JOCHEN MARTENS / 324 Panchthar Distr., Dhorpar Kharka [27°05'N, 87°55'E], mature *Rhododendron-Lithocarpus* forest, 2700 m, 13.–16.IV.1988, MARTENS & SCHAWALLER / Holotypus ♂ *Nazeris barbimpressus* sp. n., det. V. ASSING 2013” (SMNS).



Figs. 151–165. *Nazeris gilvapicalis* (151–157) and *N. barbimpressus* (158–165). – 151, 158. Habitus. 152, 159. Forebody. 153, 160. Male sternite VII. 154, 161. Male sternite VIII. 155, 162. Median portion of male sternite VIII. 156–157, 163–165. Aedeagus in lateral and in ventral view. – Scale bars: 1.0 mm (151–152, 158–159), 0.5 mm (153–154, 160–161), 0.2 mm (155–157, 162–165).

Paratypes: 1 ♂, 3 ♀♀ [1 ♀ teneral]: same data as holotype (SMNS, cAss); 1 ♂, 2 ♀♀: “Nepal-Expeditionen JOCHEN MARTENS / 257 Panchthar Dist., Oberlauf von Mai Majuwa Khola, Dhorpar Kharka, *RhododLithoc.* 2700 m, 27/28.VIII.1983, MARTENS & DAAMS 1.” (SMNS, cAss); 8 ♂♂, 4 ♀♀: “Nepal-Expeditionen JOCHEN MARTENS / 121 Ilam Distr. N Mai Pokhari, Tal Gitang Khola, 2500–2600 m, 28./31.III.1980, MARTENS & AUSOBSKY leg.” (SMNS, cAss); 5 ♀♀: “Nepal-Expeditionen JOCHEN MARTENS / 116 Ilam Distr., Mai Pokhari, Kulturld. 1980, 2100–2200 m, 25.–27.III., MARTENS & AUSOBSKY leg.” (SMNS, cAss); 2 ♂♂, 1 ♀: “Nepal-Expeditionen JOCHEN MARTENS / 117 Ilam Distr., Mai Pokhari, 2100 m, 31.III.–1.IV.1980, MARTENS & AUSOBSKY leg.” (SMNS).

Etymology

The specific epithet is an adjective composed of the Latin noun *barba* (beard) and the Latin adjective *impresus* (impressed). It alludes to the pronounced impression and cluster of dense stout setae in the median portion of the male sternite VIII.

Description

Body length 5.9–6.4 mm; length of forebody 3.1–3.3 mm. Habitus as in Fig. 158. Coloration: body blackish-brown to blackish, with abdominal segment VIII sometimes partly paler; legs and antennae yellowish, with antennomere I somewhat darker.

Head (Fig. 159) 1.03–1.05 times as long as broad; punctation moderately coarse and dense, not confluent, and somewhat umbilicate; interstices forming narrow ridges, without microsculpture; eyes of moderate size, slightly to distinctly less than one third as long as the distance from posterior margin of eye to posterior constriction of head. Antenna 1.7–1.8 mm long.

Pronotum (Fig. 159) approximately 1.2 times as long as broad and about 0.85 times as broad as head; punctation dense, on average somewhat coarser than that of head; interstices forming narrow ridges; midline with moderately narrow and more or less distinctly elevated impunctate band of variable length posteriorly.

Elytra (Fig. 159) approximately 0.6 times as long as pronotum; humeral angles obsolete; punctation slightly coarser than that of pronotum. Hind wings completely reduced. Metatarsomere I longer than the combined length of II–III, but distinctly shorter than the combined length of II–V.

Abdomen approximately 1.2 times as broad as elytra; punctation coarse and dense on tergites III–V, slightly less dense on tergite VI, finer on tergites VII–VIII; interstices without distinct microsculpture; posterior margin of tergite VII usually with narrow rudiment of a palisade fringe; posterior margin of tergite VIII strongly convex.

♂: sternite VII (Fig. 160) distinctly transverse, with sparse long and black setae in posterior portion, and with small and shallow impression in postero-median portion, posterior margin distinctly concave in the middle; sternite VIII (Fig. 161) approximately 1.13 times as broad as long,

with pronounced median impression, this impression with a cluster of dense long and stout setae (Fig. 162), posterior excision acutely V-shaped, approximately one third as deep as length of sternite; aedeagus (Figs. 163–165) slender and 0.80–0.83 mm long; ventral process rather long and slender, sharply edged ventrally, laterally compressed; dorso-lateral apophyses short, moderately stout and somewhat flattened, far from reaching apex of ventral process.

Comparative notes

Based on the male primary and secondary sexual characters, as well as on the partly yellowish sternite VIII, *N. barbimpressus* is closely related to *N. flavocaudatus*, *N. flavapicalis*, and allied species. It is characterized particularly by the shape of the male sternite VII (posterior margin distinctly concave in the middle), the shape and chaetotaxy of the male sternite VIII, as well as by the morphology of the aedeagus.

Distribution and natural history

The species was found in several geographically close localities near Mai Pokhara in East Nepal (Fig. 108), partly together with *N. gilvapicalis* and *N. diffissus*. The specimens with ecological data specified on the labels were collected in a mature forest composed of *Rhododendron* and *Lithocarpus* and in arable land at altitudes of 2100–2700 m. One specimen taken in April is teneral.

Nazeris pugiofer n. sp. (Figs. 108, 166–172)

Type material

Holotype ♂ [dissected prior to present study]: “Nepal-Expeditionen JOCHEN MARTENS / 328 Panchthar Distr., Paniporua, 2300 m, mixed broad-leaved forest, 16.–20.IV.1988, J. MARTENS & W. SCHAWALLER leg. / Holotypus ♂ *Nazeris pugiofer* sp. n., det. V. ASSING 2013” (SMNS).

Paratypes: 1 ♂, 2 ♀♀: same data as holotype (SMNS, cAss).


Etymology

The specific epithet is an adjective composed of the Latin noun *pugio* (dagger) and the suffix *-fer* (carrying). It alludes to the dagger-shaped ventral process of the aedeagus.

Description

Body length 6.5–7.1 mm; length of forebody 3.3–3.5 mm. Habitus as in Fig. 166. Coloration: body brown to blackish, with the elytra dark-reddish to brown and abdominal segment VIII sometimes partly paler; legs and antennae yellowish, with antennomere I somewhat darker.

Head (Fig. 167) approximately 1.07 times as long as broad; punctation moderately coarse and dense, sometimes partly confluent, and somewhat umbilicate; interstices



Figs. 166–178. *Nazeris pugiofer* (166–172) and *N. castratus* (173–178). – **166, 173.** Habitus. **167, 174.** Forebody. **168, 175.** Male sternite VII. **169, 177.** Male sternite VIII. **170, 178.** Median portion of male sternite VIII. **171–172.** Aedeagus in lateral and in ventral view. **176.** Postero-medial portion of male sternite VII. – Scale bars: 1.0 mm (166–167, 173–174), 0.5 mm (168–169, 175, 177), 0.2 mm (170–172, 176, 178).

forming narrow ridges, without microsculpture; eyes of moderate size, distinctly less than one third as long as the distance from posterior margin of eye to posterior constriction of head. Antenna 1.9–2.0 mm long.

Pronotum (Fig. 167) approximately 1.2 times as long as broad and about 0.85 times as broad as head; punctation dense, on average somewhat coarser than that of head; interstices forming narrow ridges; midline with moder-

ately narrow and more or less distinctly elevated impunctate band of variable length posteriorly.

Elytra (Fig. 167) barely 0.6 times as long as pronotum; disc somewhat depressed anteriorly; humeral angles obsolete; punctation slightly coarser than that of pronotum. Hind wings completely reduced. Metatarsomere I longer than the combined length of II–III, but somewhat shorter than the combined length of II–V.

Abdomen approximately 1.15 times as broad as elytra; punctuation coarse and dense on tergites III–V, slightly less dense on tergite VI, fine and sparser on tergites VII–VIII; interstices without distinct microsculpture; posterior margin of tergite VII with narrow rudiment of a palisade fringe; posterior margin of tergite VIII strongly convex.

♂: sternite VII (Fig. 168) distinctly transverse, with sparse long and black setae in posterior portion, and with shallow depression in postero-median portion, posterior margin broadly and rather shallowly concave in the middle; sternite VIII (Fig. 169) approximately 1.15 times as broad as long, with shallow median impression, this impression with a cluster of dense long and stout setae (Fig. 170), posterior excision acutely V-shaped, approximately 0.3 times as deep as length of sternite; aedeagus (Figs. 170–171) slender and 0.90 mm long; ventral process long, slender, somewhat dagger-shaped in lateral view, sharply edged ventrally, laterally compressed; dorso-lateral apophyses short, moderately stout and somewhat flattened, far from reaching apex of ventral process.

Comparative notes

The similar external and male sexual characters suggest that *N. pugiofer* is closely allied to *N. barbimpressus*, from which it is reliably distinguished only by the shapes of the male sternite VII (posterior margin less distinctly concave in the middle) and of the male sternite VIII (median impression less pronounced), as well as by the longer aedeagus with a longer ventral process.

Distribution and natural history

The type locality (27°10'N, 87°52'E) is situated in the extreme east of Nepal, close to the border with West Bengal (Fig. 108). The specimens were collected in a mixed broad-leaved forest at an altitude of 2300 m, together with *N. castratus*.

Nazeris castratus n. sp. (Figs. 108, 173–178)

Type material

H o l o t y p e ♂ [dissected prior to present study, aedeagus missing]: “Nepal-Expeditionen JOCHEN MARTENS / 328 Panchthar Distr., Paniporua, 2300 m, mixed broad-leaved forest, 16.–20.IV.1988, J. MARTENS & W. SCHAWALLER leg. / *Nazeris* sp., det. 198, G. de Rougemont / Holotypus ♂ *Nazeris castratus* sp. n., det. V. ASSING 2013” (SMNS).

P a r a t y p e s: 2 ♀♀: same data as holotype (SMNS, cAss).

Etymology

The specific epithet is the past participle of the Latin verb *castrare* and alludes to the missing aedeagus of the holotype.

Comment

Since the male secondary sexual characters of this species are highly distinctive, a description is justifiable, although the aedeagus of this species is unknown.

Description

Body length 5.5–6.4 mm; length of forebody 2.9–3.1 mm. Habitus as in Fig. 173. Coloration: body reddish-brown to dark-brown; legs and antennae yellowish, with antennomere I somewhat darker.

Head (Fig. 174) approximately 1.05 times as long as broad; punctuation moderately coarse, dense, and somewhat umbilicate; interstices forming narrow ridges, without microsculpture; eyes of moderate size, at least one third as long as the distance from posterior margin of eye to posterior constriction of head. Antenna 1.7–1.8 mm long.

Pronotum (Fig. 174) approximately 1.15 times as long as broad and about 0.85 times as broad as head; punctuation dense, somewhat coarser than that of head; interstices forming narrow ridges; midline with rather long, moderately narrow, and more or less distinctly elevated impunctate band.

Elytra (Fig. 174) barely 0.6 times as long as pronotum; humeral angles obsolete; punctuation approximately as coarse as that of pronotum. Hind wings completely reduced. Metatarsomere I longer than the combined length of II–III, distinctly shorter than the combined length of II–V.

Abdomen 1.15–1.20 times as broad as elytra; punctuation coarse and dense on tergites III–V, slightly less dense on tergite VI, fine and sparser on tergites VII–VIII; interstices without microsculpture; posterior margin of tergite VII with narrow rudiment of a palisade fringe; posterior margin of tergite VIII strongly convex.

♂: sternite VII (Fig. 175) distinctly transverse, with distinct, but rather small postero-median impression, on either side of this impression with a cluster of long dark setae, posterior margin convexly produced in the middle (Fig. 176); sternite VIII (Fig. 177) weakly transverse, approximately 1.05 times as broad as long, with shallow median impression, this impression with rather weakly pronounced cluster of long setae (Fig. 178), posterior excision deep and narrow, 0.37 times as deep as length of sternite.

Comparative notes

Based on the similar external and male secondary sexual characters, *N. castratus* is closely allied to *N. barbimpressus* and the syntopic *N. pugiofer*. It differs from both by the smaller body size, the less slender pronotum, by the conspicuous shape and chaetotaxy of the male sternite VII, as well as by the weakly pronounced median cluster of setae and the deeper, narrower posterior excision of the male sternite VIII.

Distribution and natural history

The type locality (Fig. 108) and collection data are identical to those of *N. pugiofer*.

Nazeris calvus n. sp. (Figs. 108, 179–185)

Type material

H o l o t y p e ♂ [dissected prior to present study]: “Nepal-Expeditionen JOCHEN MARTENS / 370 Taplejung Distr., descent from pass Deorali to Hellok, 2600–2000 m, forest with bamboo, 17.V.1988, MARTENS & SCHAWALLER / Holotypus ♂ *Nazeris calvus* sp. n., det. V. ASSING 2013” (SMNS).

P a r a t y p e s: 1 ♂: same data as holotype (cAss); 4 ♀♀: “Nepal-Expeditionen JOCHEN MARTENS / 284 Taplejung Dist., zw. Gunsu und Kibla, 3000–2700 m, 11.IX.1983, MARTENS & DAAMS 1.” (SMNS, cAss); 1 ♂: “Nepal-Expeditionen JOCHEN MARTENS / 285 Taplejung Dist., Gunsu Khola, zw. Kibla u. Amjilesa, 2600–2400 m, Mischwald, 12.IX.1983, MARTENS & DAAMS 1.” (SMNS).

Etymology

The specific epithet (Latin, adjective: bare, bald) alludes to the near absence of setae in the postero-median portion of the male sternite VII.

Description

Body length 6.5–7.2 mm; length of forebody 3.2–3.5 mm. Habitus as in Fig. 179. Coloration: body dark-brown to blackish, with the elytra sometimes slightly paler; legs and antennae yellowish, with antennomere I somewhat darker.

Head (Fig. 180) approximately 1.05 times as long as broad; punctation moderately coarse and very dense, not distinctly umbilicate; interstices forming narrow ridges, without microsculpture; eyes of moderate size, approximately one third as long as the distance from posterior margin of eye to posterior constriction of head, or slightly longer. Antenna 2.0–2.1 mm long.

Pronotum (Fig. 180) 1.15–1.20 times as long as broad and about 0.85 times as broad as head; punctation very dense, coarser than that of head, and partly confluent; interstices forming narrow ridges; midline with narrow elevated impunctate band of variable length posteriorly.

Elytra (Fig. 180) approximately 0.6 times as long as pronotum; humeral angles obsolete; punctation as coarse as, but slightly less dense than, that of pronotum. Hind wings completely reduced. Metatarsomere I longer than the combined length of II–III, but somewhat shorter than the combined length of II–V.

Abdomen approximately 1.2 times as broad as elytra; punctation coarse and dense on tergites III–V, slightly less dense on tergite VI, fine and sparser on tergites VII–VIII; interstices without distinct microsculpture; posterior margin of tergite VII with or without narrow rudiment of a palisade fringe; posterior margin of tergite VIII conspicuously, often acutely produced in the middle.

♂: sternite VII (Fig. 181) distinctly transverse, postero-median portion nearly without setae, posterior margin broadly and very weakly concave; sternite VIII (Fig. 182) approximately 1.18 times as broad as long, with shallow median impression, this impression with a conspicuous cluster of very dense long thin setae, posterior excision acutely V-shaped, approximately 0.35 times as deep as length of sternite; aedeagus (Figs. 183–184) approximately 0.85 mm long; ventral process rather short, broad in lateral view, and laterally somewhat compressed; dorso-lateral apophyses short and nearly straight (Fig. 185), far from reaching apex of ventral process.

Comparative notes

As can be inferred from the similar external and male sexual characters, *N. calvus* is closely related to *N. flavo-caudatus* and allied species. It differs from them mainly by the morphology of the aedeagus, by the shape and chaetotaxy of the completely black male sternite VIII, as well as by the usually acutely produced posterior margin of the abdominal tergite VIII, a condition shared only with *N. adentatus*.

Distribution and natural history

The species was found in three geographically close localities in Taplejung District, in the extreme northeast of Nepal (Fig. 108). The specimens were collected in a forest with bamboo and in a mixed forest at altitudes between 2000 and 3000 m.

Nazeris adentatus n. sp. (Figs. 108, 186–192)

Type material

H o l o t y p e ♂ [dissected prior to present study]: “Nepal-Expeditionen JOCHEN MARTENS / 356 Taplejung Distr., Omje Kharka NW Yamputhin, mature mixed broad-leaved forest, 2300–2500 m, 1.–6.V.1988, MARTENS & SCHAWALLER / Holotypus ♂ *Nazeris adentatus* sp. n., det. V. ASSING 2013” (SMNS).

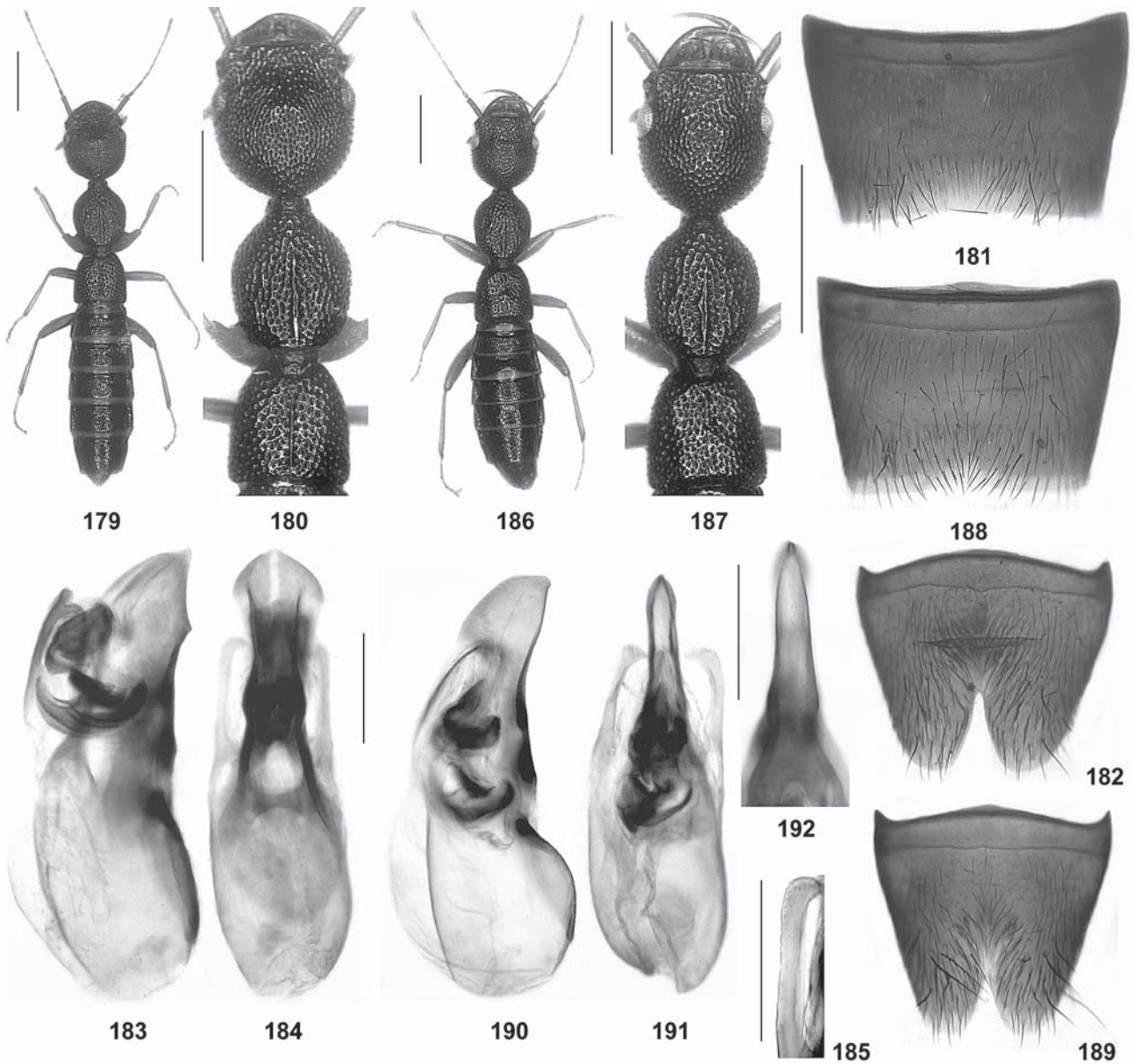
P a r a t y p e s: 9 ♂♂, 9 ♀♀ [partly slightly teneral]: same data as holotype (SMNS, cAss); 2 ♂♂, 3 ♀♀: “Nepal-Expeditionen JOCHEN MARTENS / 364 Taplejung Dist., upper Simbua Khola, ascent to pasture Lassetham, 3000–3150 m, mixed *Tsuga-Rhododendron*-broad-leaved forest, 15.V.1988, J. MARTENS & W. SCHAWALLER leg.” (SMNS, cAss).

Etymology

The specific epithet (Latin, adjective: without tooth) alludes to the absence of a subapical tooth at the ventral edge of the ventral process of the aedeagus.

Description

Body length 5.7–7.2 mm; length of forebody 3.2–3.5 mm; males on average somewhat smaller than females. Habitus as in Fig. 186. Coloration: body dark-brown to



Figs. 179–192. *Nazeris calvus* (179–185) and *N. adentatus* (186–192). – **179, 186.** Habitus. **180, 187.** Forebody. **181, 188.** Male sternite VII. **182, 189.** Male sternite VIII. **183–184, 190–191.** Aedeagus in lateral and in ventral view. **185.** Left dorso-lateral apophysis. **192.** Ventral process of aedeagus in ventral view. – Scale bars: 1.0 mm (179–180, 186–187), 0.5 mm (181–182, 188–189), 0.2 mm (183–185, 190–192).

blackish, with the elytra sometimes somewhat paler; legs and antennae yellowish, with antennomere I slightly darker.

Head (Fig. 187) approximately 1.05 times as long as broad; punctation moderately coarse, very dense, and weakly umbilicate; interstices forming narrow ridges, without microsculpture; eyes of moderate size, approximately one third as long as the distance from posterior

margin of eye to posterior constriction of head, or slightly longer. Antenna 1.9–2.1 mm long.

Pronotum (Fig. 187) approximately 1.2 times as long as broad and about 0.80–0.85 times as broad as head; punctation very dense, coarser than that of head, and partly confluent; interstices forming narrow ridges; midline usually with, rarely without, narrow elevated impunctate band of very variable length.

Elytra (Fig. 187) approximately 0.6 times as long as pronotum; humeral angles obsolete; punctation similar to that of pronotum. Hind wings completely reduced. Metatarsomere I longer than the combined length of II–III, but distinctly shorter than the combined length of II–V.

Abdomen 1.15–1.20 times as broad as elytra; punctation coarse and more or less dense on tergites III–V, slightly less dense on tergite VI, fine and sparser on tergites VII–VIII; interstices without distinct microsculpture; posterior margin of tergite VII with or without narrow rudiment of a palisade fringe; posterior margin of tergite VIII strongly, angularly produced in the middle.

♂: sternite VII (Fig. 188) distinctly transverse, postero-medial portion with relatively sparse long setae, posterior margin weakly concave in the middle; sternite VIII (Fig. 189) weakly transverse, 1.07–1.10 times as broad as long, with shallow median impression, without distinct cluster of setae in median portion, posterior excision V-shaped, only approximately 0.25 times as deep as length of sternite; aedeagus (Figs. 90–191) approximately 0.75 mm long; ventral process rather short, broad in lateral view, and laterally compressed, without subapical tooth in lateral view, slender in ventral view (Fig. 192); dorso-lateral apophyses short and apically bent, far from reaching apex of ventral process.

Comparative notes

Based on the external and male sexual characters, particularly also the derived shape of the abdominal tergite VIII, *N. adentatus* is closely allied to *N. calvus*, from which it especially differs by the denser setae in the postero-medial portion of the male sternite VII, by the shape and chaetotaxy of the male sternite VIII (median portion with less dense setae; posterior excision less deep), and by the shape of the ventral process of the smaller aedeagus (more slender in ventral view, ventrally not dentate).

Distribution and natural history

Nazeris adentatus is known from two localities in Taplejung District, northeastern Nepal (Fig. 108). The specimens were collected in mixed broad-leaved forests at altitudes between 2300 and 3150 m. Some of the paratypes are teneral.

Nazeris exsectus n. sp. (Figs. 108, 193–199)

Type material

H o l o t y p e ♂ [dissected prior to present study]: “Nepal-Expeditionen JOCHEN MARTENS / 351 Taplejung Distr., Yam-
pathin, cultural land, open forest, 1650–1800 m, 26.IV.–1.V.1988,
J. MARTENS & W. SCHAWALLER leg. / Holotypus ♂ *Nazeris exsec-*
tus sp. n., det. V. ASSING 2013” (SMNS).

P a r a t y p e s: 2 ♀♀: same data as holotype (SMNS, cAss).

Etymology

The specific epithet is the past participle of the Latin verb *exsecare* (to cut out) and refers to the distinct median excision of the posterior margin of the male sternite VII.

Description

Body length 6.0–6.5 mm; length of forebody 3.3–3.5 mm. Habitus as in Fig. 193. Coloration: forebody dark-brown; abdomen blackish-brown; legs and antennae yellowish, with antennomere I slightly darker.

Head (Fig. 194) weakly oblong, 1.01–1.03 times as long as broad; punctation moderately coarse and very dense, not umbilicate; interstices forming narrow ridges, without microsculpture; eyes of moderate size, approximately one third as long as the distance from posterior margin of eye to posterior constriction of head, or slightly longer. Antenna 2.0–2.1 mm long.

Pronotum (Fig. 194) relatively slender, approximately 1.25 times as long as broad and about 0.8 times as broad as head; punctation very dense and somewhat coarser than that of head; interstices forming narrow ridges; midline with short and narrow elevated impunctate band of variable length posteriorly.

Elytra (Fig. 194) barely 0.6 times as long as pronotum; humeral angles obsolete; punctation as coarse as, but slightly less dense than, that of pronotum. Hind wings completely reduced. Metatarsomere I slightly longer than the combined length of II–III.

Abdomen approximately 1.15 times as broad as elytra; punctation coarse and dense on tergites III–V, slightly less dense on tergite VI, finer on tergites VII–VIII; interstices without distinct microsculpture; posterior margin of tergite VII with narrow rudiment of a palisade fringe; posterior margin of tergite VIII strongly convex.

♂: sternite VII (Fig. 195) strongly transverse, postero-medial portion shallowly impressed, weakly sclerotized, and without setae, posterior margin broadly concave, in the middle distinctly excised; sternite VIII (Fig. 196) weakly transverse, 1.07 times as broad as long, with shallow median depression, this impression and margins of posterior excision with a distinct cluster of very dense long thin setae (Fig. 197), posterior excision narrowly V-shaped, 0.36 times as deep as length of sternite; aedeagus (Figs. 198–199) 0.8 mm long; ventral process laterally compressed and ventrally sharply edged apically; dorso-lateral apophyses short and weakly curved, far from reaching apex of ventral process.

Comparative notes

The similar external and male sexual characters suggest that *N. exsectus* is closely related to *N. calvus*. It is distinguished from this and allied species particularly by the distinct excision of the posterior margin of the male sternite VII, by the shape and chaetotaxy of the male

sternite VIII, as well as by the shape of the ventral process of the aedeagus. It additionally differs from most of these species by the more slender pronotum and the less oblong head, from *N. calvus* also by the posteriorly simply convex abdominal tergite VIII.

Distribution and natural history

The type locality is situated in Taplejung District, northeastern Nepal (Fig. 108). The specimens were collected in an open forest in a managed landscape at an altitude of 1650–1800 m.

Nazeris sikkimensis n. sp. (Figs. 108, 200–203)

Type material

H o l o t y p e ♂ [dissected prior to present study; in rather poor condition: legs partly dismembered; abdomen separated from thorax; male sternites VII and VIII damaged]: “Sikkim, Kalimpong, X.1980, ROUGEMONT / in moss under *Rhododendron* / *Nazeris* sp. / Holotypus ♂ *Nazeris sikkimensis* sp. n., det. V. ASSING 2013” (cAss).

Etymology

The specific epithet is derived from Sikkim, the province where the type locality is situated and where this species is currently the sole representative of the genus.

Description

Rather small species; length of forebody 2.95 mm. Coloration: body dark-brown with reddish-brown elytra; legs and antennae yellowish, with antennomere I slightly darker.

Head 1.06 times as long as broad; punctuation moderately coarse and dense, not umbilicate; interstices forming narrow ridges, without microsculpture; eyes one third as long as the distance from posterior margin of eye to posterior constriction of head.

Pronotum 1.15 times as long as broad and 0.86 times as broad as head; punctuation very dense and distinctly coarser than that of head; midline with elevated impunctate band in posterior half.

Elytra 0.58 times as long as pronotum; humeral angles obsolete; punctuation similar to that of pronotum. Hind wings completely reduced.

Abdomen approximately 1.2 times as broad as elytra.

♂: sternite VII with impunctate area in the middle; sternite VIII (Fig. 200) without cluster of setae, posterior excision V-shaped, approximately 0.25 times as deep as length of sternite; aedeagus (Figs. 201–202) 0.76 mm long; ventral process laterally compressed, in the middle with distinct median tooth ventrally; dorso-lateral apophyses (Fig. 203) short, straight, and apically somewhat dilated, far from reaching apex of ventral process.

Comparative notes

The aedeagus of *N. sikkimensis* is most similar to that of *N. exsectus*, but differs by slightly smaller size, the apically broader (ventral view) and somewhat convex (lateral view) ventral process and by the different shape of the dorso-lateral apophyses. In addition, *N. sikkimensis* is distinguished from *N. exsectus* by the shape and chaetotaxy of the male sternite VIII, and by the coarser punctuation of the head and the pronotum.

Distribution and natural history

Nazeris sikkimensis is currently the sole representative of the genus known from Sikkim. The holotype was collected near Kalimpong (Fig. 203) from moss under rhododendron.

3.5.3 The species of the *N. alticola* group

Nazeris alticola Coiffait, 1975 (Figs. 204, 206–212)

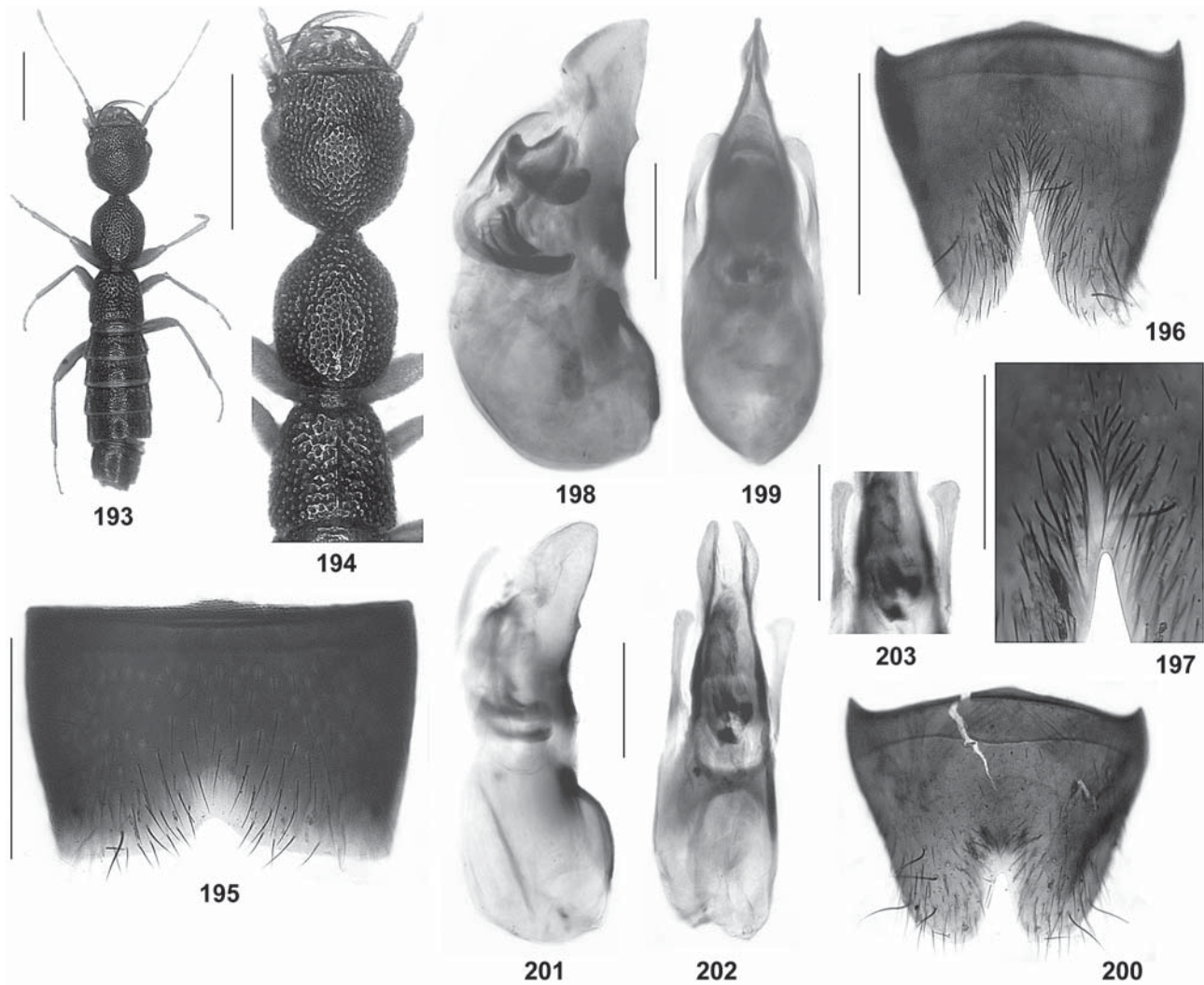
Nazeris alticola COIFFAIT, 1975: 167 ff.

Type material examined

H o l o t y p e ♂: “Dzunda Khola-Tal b. Talphi 3000–3500 m / Pa 193 [overleaf] [according to FRANZ’ diary sifted from leaf litter and moss in an alder forest with spruce on 19.IX.1972] / Gebiet von Jumla, Westnepal, lg. H. FRANZ / Holotype / *Nazeris alticola* H. Coiffait 1974 / *Nazeris alticola* Coiffait, det. V. ASSING 2013” (NHMW). – Paratypes: 2 ♂♂ [1 teneral], 1 ♀: same data as holotype (MNHNP, NHMW).

Additional material examined

Nepal: 3 ♂♂, 2 ♀♀, same data as holotype (NHMW, cAss); 2 ♀♀ [1 teneral], same data as holotype, but “PA 191” [according to FRANZ’ diary sifted from leaf litter in a deciduous forest with scattered spruce and bamboo at an altitude of 3500 m on 19.IX.1972] (NHMW); 1 ♀ [teneral], same data as holotype, but “PA 192” [according to FRANZ’ diary sifted from leaf litter in a birch forest with alder and spruce on 19.IX.1972] (NHMW); 2 ♂♂ [1 teneral], same data as holotype, but “PA 190” [according to FRANZ’ diary sifted from leaf litter in a mixed forest composed of fir, poplar, and birch at an altitude of approximately 3300 m on 18.IX.1972] (NHMW, cAss); 2 ♂♂, 1 ♀, Karnali province, Jumla district, Maharigaon, 29°20’N, 82°22’E, 3250 m, 8.–9.VII.1999, leg. WEIGEL (NME, cAss); 1 ♂, 2 ♀♀ [1 teneral], Jumla region, Maharigaon env., 3000–3500 m, Pa 197 [according to FRANZ’ diary sifted from mushrooms and moss on rocks above Maharigaon on 21.IX.1972], leg. FRANZ (NHMW, cAss); 1 ♂, 3 ♀♀, same data, but “Pa 200” [according to FRANZ’ diary sifted from leaf litter and moss in a forest with juniper on 21.IX.1972] (NHMW); 2 ♂♂, 2 ♀♀ [2 teneral], Jumla region, N Jumla, Damplek, Pa 243 [according to FRANZ’ diary sifted from leaf litter in a birch forest with bamboo between Neurigad and Damplek on 3.X.1972], leg. FRANZ (NHMW, cAss); 5 ♂♂, 2 ♀♀ [1 teneral], same data, but “Pa 224” [according to FRANZ’ diary sifted from birch and bamboo litter in a birch forest with scattered spruce and bamboo near



Figs. 193–203. *Nazeris exsectus* (193–199) and *N. sikkimensis* (200–203). – **193.** Habitus. **194.** Forebody. **195.** Male sternite VII. **196, 200.** Male sternite VIII. **197.** Median portion of male sternite VIII. **198–199, 201–202.** Aedeagus in lateral and in ventral view. **203.** Dorso-lateral apophyses. – Scale bars: 1.0 mm (193–194), 0.5 mm (195–196, 200), 0.2 mm (197–199, 201–203).

Dampelek at an altitude of approximately 3500 m on 28.IX.1972] (NHMW, cAss); 1 ♀, same data, but “Pa 223” [according to FRANZ’ diary sifted from litter in a fir forest with birch and bamboo at Dampe Lekh on the trail to Sinja Khola at an altitude of 3700 m on 28.IX.1972] (NHMW); 1 ♂, 1 ♀, same data, but “Pa 220” [according to FRANZ’ diary partly mouldy litter in a mixed coniferous forest (fir, pine, spruce) at approximately 3500 m on 27.IX.1972] (NHMW, cAss); 1 ♀, Jumla region, “Alm Darghari” near Maharigaon, 4000 m, Pa 203 [according to FRANZ’ diary sifted near Dargari (?) from litter in a birch forest at the tree-line on 22.IX.1972], leg. FRANZ (NHMW); 1 ♂, 1 ♀, same data, but “Pa 210” [according to FRANZ’ diary sifted from litter and moss in a fir forest at the tree-line on the descent from Dargari on 24.IX.1972] (NHMW, cAss); 2 ♀♀, same data, but “Pa 211” [according to FRANZ’ diary sifted from leaf litter at Sinemora on 24.IX.1972] (NHMW); 1 ♀ [teneral], Jumla region, Talphi env., [PA 190a; according to FRANZ’ diary sifted

from litter in a mixed forest with bamboo on 18.IX.1972], 7–25.IX.1972, leg. FRANZ (NHMW); 4 ♀♀ [3 teneral], Jumla region, Dampa pass, near Chauta, Pa 228 [according to FRANZ’ diary sifted from litter in a fir and birch forest on 29.IX.1972], leg. FRANZ (NHMW); 1 ♀, Karnali province, Jumla District, N Khari Lagna, 29°29’N, 82°09’E, 3280 m, stream valley, 21.VI.1999, leg. WEIGEL (NME); 3 ♂♂, 1 ♀, Karnali province, Jumla District, 2 km W Gothichaur, 29°12’N, 82°19’E, around camp, 2850 m, leg. HARTMANN & WEIGEL (NME, cAss); 2 ♂♂, 3 ♀♀, Karnali province, Jumla district, Gothichaur valley, 29°12’N, 82°19’E, 2900–3800 m, forest, 11.VI.1997, leg. HARTMANN (NME, cAss); 2 ♀♀, same data, but 2800 m, pasture, 12.VI.1997, leg. WEIGEL (NME); 1 ♂, 1 ♀, Karnali province, Jumla district, Gothichaur Khola, 3400–3600 m, rhododendron, 10.VI.1997, leg. WEIGEL (NME); 1 ♂, 1 ♀, Karnali province, Jumla district, 2 km W Gothichaur, 2700 m, 20.V.1995, leg. WEIGEL (NME, cAss); 2 ♂♂, 4 ♀♀, Karnali province, Jumla district, 5 km E Churta,

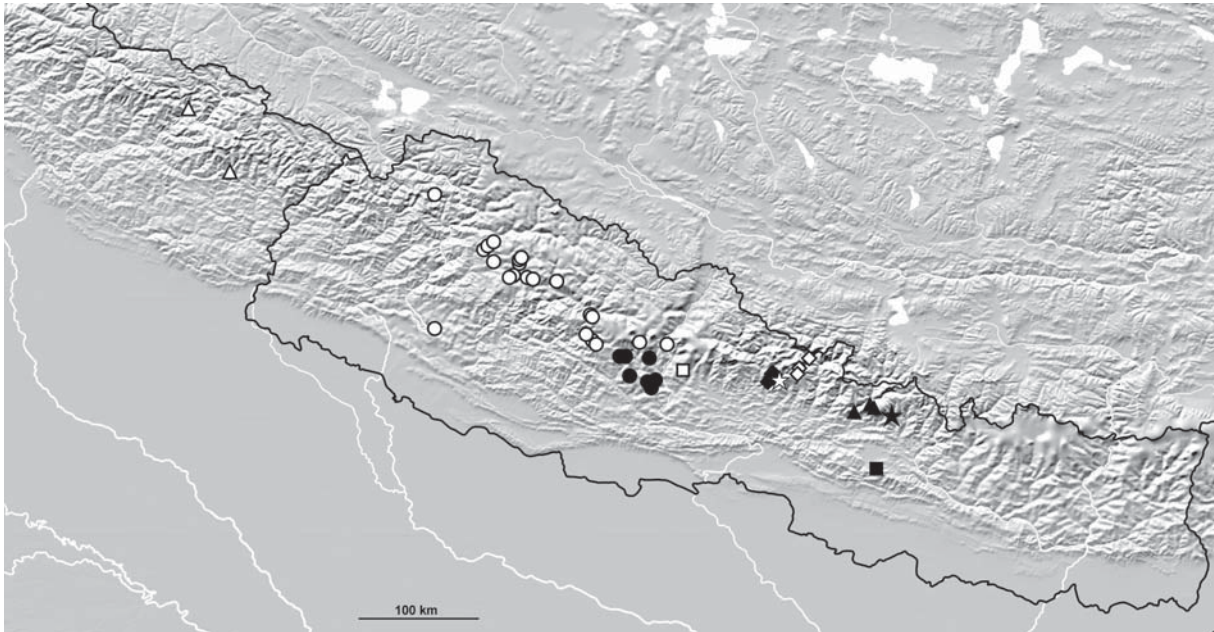


Fig. 204. Distributions of species of the *Nazeris alticola* group in North India (Uttarakhand) and Nepal: *N. sikh* (white triangles), *N. alticola* (white circles), *N. bipenicillatus* (black circles), *N. disinteger* (white square), *N. penicillatus* (black diamonds), *N. fractus* and *N. inexcisus* (white star), *N. flexus* (white diamonds), *N. quadraticeps* (black triangles), *N. barbatissimus* (black star), and *N. cephalotes* (black square).

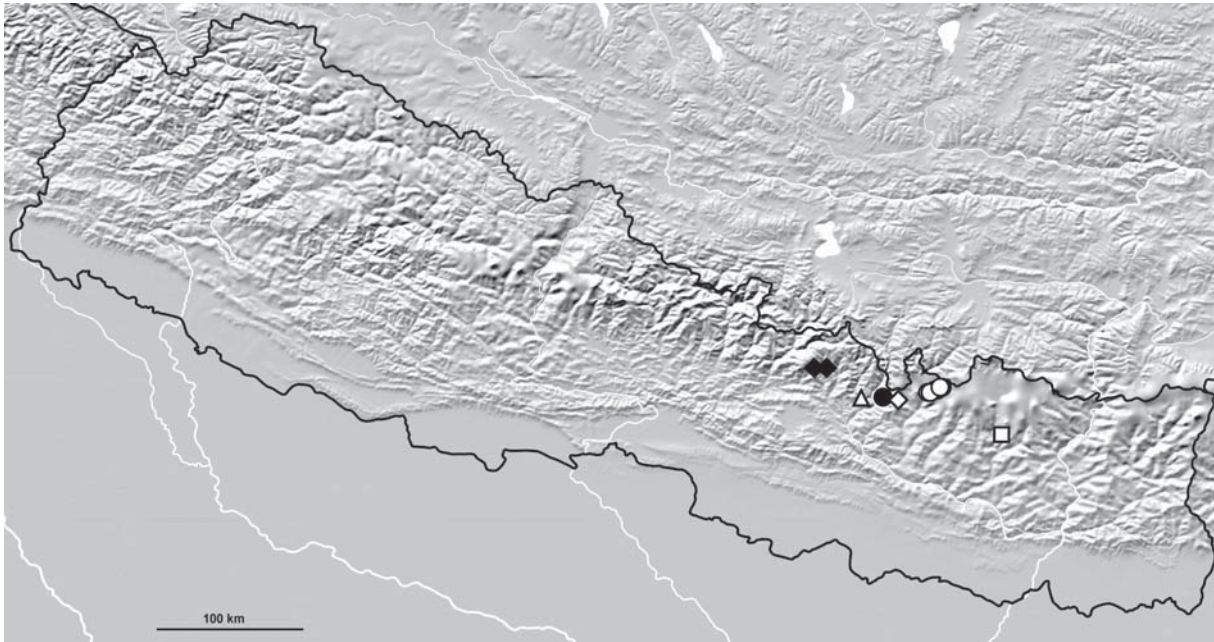
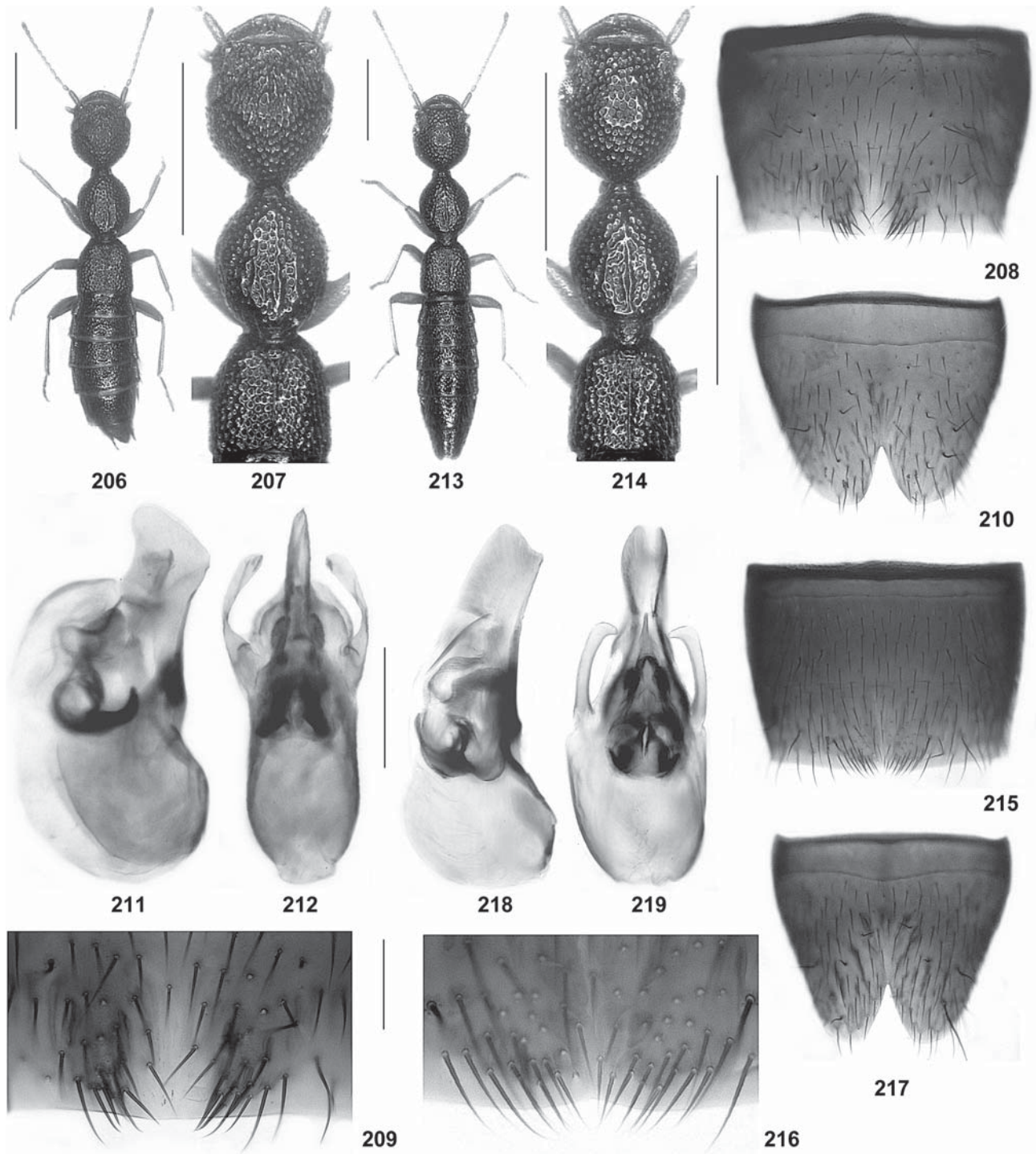


Fig. 205. Distributions of species of the *Nazeris alticola* group in Nepal: *N. hirsutiventris* (black diamonds), *N. brevipennis* and *N. barbiventris* (white triangle), *N. barbisternalis* (black circle), *N. rotundatus* (white diamond), *N. kleebergi* (white circles), and *N. schawalleri* (white square).



Figs. 206–219. *Nazeris alticola* (206–212) and *N. sikh* (213–219). – 206, 213. Habitus. 207, 214. Forebody. 208, 215. Male sternite VII. 209, 216. Postero-median portion of male sternite VII. 210, 217. Male sternite VIII. 211–212, 218–219. Aedeagus in lateral and in ventral view. – Scale bars: 1.0 mm (206–207), 0.5 mm (208, 210, 215, 217), 0.2 mm (211–212, 218–219), 0.1 mm (209, 216).

3400 m, 5.V.1995, leg. WEIGEL (NME, cAss); 2 ♂♂, 4 ♀♀, Karnali province, Jumla district, 10 km E Churta, 3500 m, sifted, 5.–6.V.1995, leg. HARTMANN (NME, cAss); 2 ♀♀, 10 km E Churta, 3500 m, 18.V.1995, leg. WEIGEL (NME); 1 ♀, E Churta, below Mori La, 29°09'58"N, 82°29'12"E, 3550–3800 m, mixed pine forest, 1.VI.2007, leg. M. HARTMANN (NME); 1 ♂, 1 ex., Karnali province, Jumla district, 6 km E Churta, 3200 m, deciduous forest, 18.V.1995, leg. HARTMANN (NME, cAss); 1 ♀, SE Churta, 3400 m, sifted, 6.V.1995, leg. WEIPERT (NME); 1 ♂, Karnali province, Dolpa district, Kagmara Lekh, Garpung Khola, 3000–3800 m, 10.V.1995, leg. HARTMANN (cAss); 2 ♂♂, Seti province, Bajura district, 19 km WSW Simikot, Kuwadi Khola valley, 29°53'N, 81°39'E, 3500–3700 m, fir & birch forest, leaf litter sifted, 5.VII.2001, leg. HARTMANN (NME, cAss); 1 ♀, Bheri province, Surkhet district, 20 km N Surkhet, 2000 m, 1.VI.1995, leg. WEIGEL (NME); 1 ♂, Kali-Gandaki valley, between Ghase and Lete, Pa 138 [according to FRANZ' diary sifted from rotting alder trunks in alder forest], leg. FRANZ (cAss); 1 ♂ [teneral], 1 ♀, Myagdi District, Myagdi Khola, N Dobang, 2800–3100 m, 22.–24.V.1995, leg. MARTENS & SCHAWALLER (SMNS, cAss); 11 ♂♂, 4 ♀♀ [1 teneral], N-Dhaulagiri, Jungla pass, 28°52'N, 82°58'E, 3400–3800 m, 12.IX.2012, leg. SCHMIDT (NME, cAss); 3 ♂♂, W-Dhaulagiri, Kem Danda, 28°39'N, 82°59'E, 3100–3200 m, 18.IX.2012, leg. SCHMIDT (NME, cAss); 3 ♂♂, 2 ♀♀, W-Dhaulagiri, above Tarakot, 28°51'N, 82°59'E, 3050 m, 10.IX.2012, leg. SCHMIDT (NME); 1 ♂ [teneral], W-Dhaulagiri, Thankur, 28°37'N, 83°01'E, 3250 m, 19.IX.2012, leg. SCHMIDT (cAss); 1 ♂, W-Dhaulagiri, Dhule env., 28°42'N, 82°56'E, 3400–3500 m, 18.IX.2012, leg. SCHMIDT (cAss).

Comment

The original description is based on a male holotype and three paratypes (two males and one female) from “Dzunda Khola-Tal près Talphi, 3000 à 3500 m, région de Jumia [sic], Népal occidental” (COIFFAIT 1975).

Redescription

Small species; body length 4.3–5.5 mm; length of forebody 2.4–2.7 mm. Habitus as in Fig. 206. Coloration: forebody reddish to black; abdomen reddish-brown to black; legs and antennae yellowish.

Head (Fig. 207) approximately 1.1 times as long as broad, widest across eyes; punctation very coarse, dense, and weakly umbilicate, often partly confluent; interstices without microsculpture, glossy, forming narrow ridges; eyes moderately convex, composed of rather large ommatidia, 0.33–0.40 times as long as the distance from posterior margin of eye to posterior constriction of head.

Pronotum (Fig. 207) rather short, approximately 1.15 times as long as broad and 0.85–0.90 times as broad as head; punctation as coarse as that of head, but not umbilicate and somewhat less dense, particularly in posterior half; midline narrowly impunctate and glossy.

Elytra (Fig. 207) 0.60–0.65 times as long as pronotum; humeral angles obsolete; punctation approximately as coarse as that of head and pronotum. Hind wings completely reduced. Metatarsomere I relatively short, only approximately as long as the combined length of II and III.

Abdomen 1.15–1.20 times as broad as elytra; punctation coarse, dense on anterior and somewhat less dense on posterior tergites and finer on tergite VII; interstices without microreticulation; posterior margin of tergite VII without palisade fringe.

♂: sternite VII (Fig. 208) distinctly transverse and with shallow postero-median impression, this impression with a cluster of dense, long, dark, and diagonal pubescence on either side of middle (Fig. 209), posterior margin weakly convex in the middle; sternite VIII (Fig. 210) transverse, 1.15–1.20 times as broad as long, posterior excision V-shaped and 0.25–0.30 times as deep as length of sternite; aedeagus (Figs. 211–212) approximately 0.65 mm long; ventral process laterally compressed, sharply edged ventrally; dorso-lateral apophyses short, distinctly curved, not dilated apically, far from reaching apex of ventral process.

Comparative notes

Like other species of the *N. alticola* group, *N. alticola* is characterized by small body size and the coarse punctation of the forebody. It is distinguished from its close relatives by the shape and chaetotaxy of the male sternites VII and VIII, as well as by the shapes of the ventral process in lateral view and of the dorso-lateral apophyses.

Distribution and natural history

Nazeris alticola is the most widespread Himalayan representative of the genus, its distribution ranging from West Nepal, where it is apparently rather common, to the Dhaulagiri range and the Kali-Gandaki valley (Fig. 204). The specimens were sifted from litter and moss in various kinds of deciduous (alder, birch), coniferous (fir, spruce, pine), and mixed forests at altitudes of 2700–4000 m. Numerous specimens collected in May, September, and October are teneral.

Nazeris sikh Shavrin, 2011
(Figs. 204, 213–219)

Nazeris sikh SHAVRIN, 2011: 66 ff.

Type material examined

Holotype ♂: “India, Uttarakhand, 10 km NE Govind Ghat [Gobindghat] (road to Ghangaria), Bhuinder Ganga river, 11.–12.06.2011, A. ANISHCHENKO & A. SHAVRIN / Holotype *Nazeris sikh* sp. n., SHAVRIN, A. V. det. 2011 / *Nazeris sikh* Shavrin, det. V. ASSING 2013” (cSha). – Paratypes: 3 ♂♂, 3 ♀♀: same data as holotype (cSha).

Additional material examined

India: 13 ♂♂, 20 ♀♀, Uttarakhand, ca. 30 km N Bageshwar, SE Dakhuri vill., 2600–2800 m, 25.–26.VI.2003, leg. KEJVAL & TRÝZNA (NHMW, cAss).

Comment

The original description is based on a male holotype and ten paratypes, all of them from the type locality (see holotype label above) (SHAVRIN 2011).

Redescription

Small species; body length 4.5–5.2 mm; length of forebody 2.4–2.8 mm. Habitus as in Fig. 213. Coloration: forebody blackish-brown to black; abdomen black; legs and antennae yellowish.

Other external characters (Fig. 214) as in *N. alticola*.

♂: sternite VII (Fig. 215) similar to that of *N. alticola*, but less strongly transverse and with denser setae in postero-median portion (Fig. 216); sternite VIII (Fig. 217) practically identical to that of *N. alticola*; aedeagus even smaller than that of *N. alticola*, approximately 0.6 mm long, and shaped as in Figs. 218–219.

Comparative notes

Nazeris sikh is closely related to *N. alticola*, as can be inferred not only from the similar external characters, but also from the similar shapes and chaetotaxy of the male sternites VII and VIII, as well as from the similar general morphology of the aedeagus. Both species are best distinguished by the shape of the ventral process of the aedeagus (lateral view).

Distribution and natural history

Nazeris sikh is currently known from two localities in Uttarakhand (Fig. 204), North India, and thus the westernmost Himalayan representative of the genus. The non-type material was collected at an altitude of 2600–2800 m.

Nazeris bipenicillatus n. sp.

(Figs. 204, 220–227)

Type material

Holotype ♂: “Nepal Himalaya, Dhawalagiri, 2004, Baglung Lekh / west Baglung, 2.400 m, N28°18'50", E083°31'19", 21.V.2004, leg. A. KLEEBERG / Holotypus ♂ *Nazeris bipenicillatus* sp. n., det. V. Assing 2013” (cAss).

Paratypes: 2 ♂♂, 4 ♀♀: same data as holotype (cKle, cAss); 8 ♂♂, 1 ♀: “Nepal Himalaya, Dhawalagiri, 2004, Baglung Lekh / west Baglung, 2.400 m, N28°18'50.1", E083°31'18.6", 12.V.2004, leg. A. KLEEBERG” (cKle, cAss); 1 ♂, 2 ♀♀ [1 ♀ teneral]: “Nepal Himalaya, Dhawalagiri, 2004, Baglung Lekh / 30 km west Baglung, 2.800 m, 21.V.2004, leg. A. KLEEBERG” (cKle); 1 ♀: “Nepal Himalaya, Dhawalagiri, 2004, Baglung Lekh / 10 km west Baglung, 2.500 m, 10.V.2004, leg. A. KLEEBERG” (cKle); 1 ♂ [slightly teneral]: “Nepal Himalaya, Dhawalagiri, 2004, Baglung Lekh / ca. 15 km W Baglung, 2.400 m, 11.V.2004, leg. A. KLEEBERG” (cKle); 7 ♂♂, 9 ♀♀: “Nepal, Dhawalagiri Mts., upp. Marang Khola Vail [sic], 28°29'50"N, 83°27'37"E, 2500–2700 m, 16.V.2009, leg. J. SCHMIDT” (NME, cAss); 2 ♀♀ [1 teneral]: “Nepal SW Dhawalagiri, W Jaljala 3300–3400 m, 28°30'44"N, 83°13'15"E, 20.V.2012, leg. SCHMIDT”

(NME, cAss); 9 ♂♂, 5 ♀♀: “Nepal SW Dhawalagiri, Maraini 2600 m, 28°31'07"N, 83°15'49"E, 24.IX.2012, leg. J. SCHMIDT” (NME, cAss).

Etymology

The specific epithet (Latin, adjective: with two brushes) refers to the pair of tufts of setae at the posterior margin of the male sternite VII.

Description

Small species; body length 5.2–5.7 mm; length of forebody 2.6–2.8 mm. Habitus as in Fig. 220. Coloration: body blackish-brown; legs and antennae yellowish.

Head (Fig. 221) distinctly oblong, approximately 1.08 times as long as broad, widest across eyes; punctation very coarse, dense, not umbilicate; interstices without microsculpture, glossy, forming narrow ridges; eyes distinctly convex, distinctly less than one third as long as the distance from posterior margin of eye to posterior constriction of head.

Pronotum (Fig. 221) slender, approximately 1.25 times as long as broad and 0.85 times as broad as head; punctation similar to that of head, partly confluent; interstices forming narrow ridges; midline with or without indistinct and narrow glossy band in posterior half.


Elytra (Fig. 221) 0.60–0.65 times as long as pronotum; humeral angles obsolete; punctation dense, approximately as coarse as that of head. Hind wings completely reduced. Metatarsomere I distinctly longer than the combined length of II and III.

Abdomen approximately 1.15 times as broad as elytra; punctation coarse, dense on anterior and somewhat less dense and finer on posterior tergites; interstices without microreticulation; posterior margin of tergite VII with or without indistinct rudiment of a palisade fringe.

♂: sternite VII (Fig. 222) distinctly transverse, with deep, but small postero-median impression, this impression without pubescence in the middle, but enframed by some long and stout dark setae (Fig. 223), posterior margin broadly concave, in the middle with distinct excision, on either side of this excision with a conspicuous tuft of long and stout black setae; sternite VIII (Fig. 224) weakly transverse, approximately 1.08 times as broad as long, with rather extensive median impression, this impression with sparse pubescence and weakly sclerotized in the middle, posterior excision narrow and deep, approximately 0.4 times as deep as length of sternite; aedeagus (Figs. 225–226) 0.63–0.68 mm long; ventral process laterally compressed, and sharply edged ventrally; dorso-lateral apophyses short, slender, distinctly curved in ventral view, and distinctly dilated apically, far from reaching apex of ventral process.

Intraspecific variation

The aedeagi of the specimens from the Marang Khola valley and from Maraini differ somewhat from those of the



Figs. 220–235. *Nazeris bipenicillatus* (220–227) and *N. disinteger* (228–235). – 220, 228. Habitus. 221, 229. Forebody. 222, 230. Male sternite VII. 223, 231. Postero-median portion of male sternite VII. 224, 232. Male sternite VIII. 225–227, 233–234. Aedeagus in lateral and in ventral view (225: Baglung; 226–227: Marang Kholā). 235. Dorso-lateral apophyses of aedeagus in ventral view. – Scale bars: 1.0 mm (220–221, 228–229), 0.5 mm (222, 224, 230, 232), 0.2 mm (225–227, 233–234), 0.1 mm (223, 231, 235).

material collected in Baglung Lekh in the shape of the apex of the ventral process of the aedeagus (Figs. 225–227). However, since the other characters studied, including the male secondary sexual characters, are identical, this difference is attributed to intra- rather than interspecific variation.

Comparative notes

Among the species of the *N. alticola* group, *N. bipenicillatus* is characterized by its slender habitus, the conspicuous modifications of the male sternites VII and VIII, as well as by the shapes of the ventral process (lateral view) and the dorso-lateral apophyses of the aedeagus.

Distribution and natural history

The species was collected in several localities in the Dhaulagiri range, Central Nepal (Fig. 204), at altitudes of 2400–3400 m. The known records suggest that its distribution parapatrically borders on that of *N. alticola*. In some localities it was found together with *N. nepalensis* and/or *N. punctatissimus*. Three specimens collected in May are teneral.

Nazeris disinteger n. sp. (Figs. 204, 228–235)

Type material

Holotype ♂: “Nepal-Expeditionen JOCHEN MARTENS / 173 Parbat Dist., zwischen Chitre und Ghandrung, Chitre-Seite des Passes, *Abies-Rhodod.* 2900–3050 m, MARTENS & AUSOBSKY leg., 5.V.1980 / Holotypus ♂ *Nazeris disinteger* sp. n., det. V. ASSING 2013” (SMNS).

Etymology

The specific epithet is composed of the Latin prefix dis- and the Latin adjective integer (complete). It refers to the posterior excision of the male sternite VIII, which is less deep than in most other species of the *N. alticola* group.

Description

Small species; body length 4.3 mm; length of forebody 2.3 mm. Habitus as in Fig. 228). Coloration: body brown with reddish elytra; legs and antennae yellowish.

Head (Fig. 229) oblong, 1.1 times as long as broad, widest across eyes; punctation very coarse, moderately dense, not umbilicate; interstices distinct, glossy; eyes rather weakly convex, but relatively large, distinctly more than one third as long as the distance from posterior margin of eye to posterior constriction of head. Antenna short, 1.25 mm long.

Pronotum (Fig. 229) 1.2 times as long as broad and 0.83 times as broad as head; punctation approximately as coarse as that of head, but denser, partly confluent; midline with rather long and somewhat elevated, anteriorly narrow and posteriorly broader glossy band.

Elytra (Fig. 229) 0.63 times as long as pronotum; humeral angles obsolete; punctation similar to that of pronotum. Hind wings completely reduced. Metatarsomere I slightly longer than the combined length of II and III.

Abdomen 1.18 times as broad as elytra; punctation coarse and dense on tergites III–V, slightly less dense on tergite VI, sparser and less coarse on tergite VII, relatively fine and moderately sparse on tergite VIII; interstices without microreticulation; posterior margin of tergite VII with indistinct rudiment of a palisade fringe.

♂: sternite VII (Fig. 230) distinctly transverse, in postero-medial portion with slightly denser setae not forming a distinct cluster (Fig. 231), posterior margin truncate, in the middle barely noticeably concave; sternite VIII (Fig. 232) distinctly transverse, 1.24 times as broad as long, posterior excision anteriorly very narrow, 0.27 times as deep as length of sternite; aedeagus (Figs. 233–235) small, little more than 0.5 mm long; ventral process laterally compressed, and sharply edged ventrally; dorso-lateral apophyses short, apically sharply angled, far from reaching apex of ventral process of the aedeagus.

Comparative notes

Among the species of the *N. alticola* group, *N. disinteger* is most similar to *N. fractus* and *N. flexus* from the Manaslu range, from which it differs by the less pronounced clusters of setae in the postero-medial portion of the male sternite VII, by the different shape of the male sternite VIII (narrower anteriorly), as well as by the different shapes of the ventral process and of the dorso-lateral apophyses.

Distribution and natural history

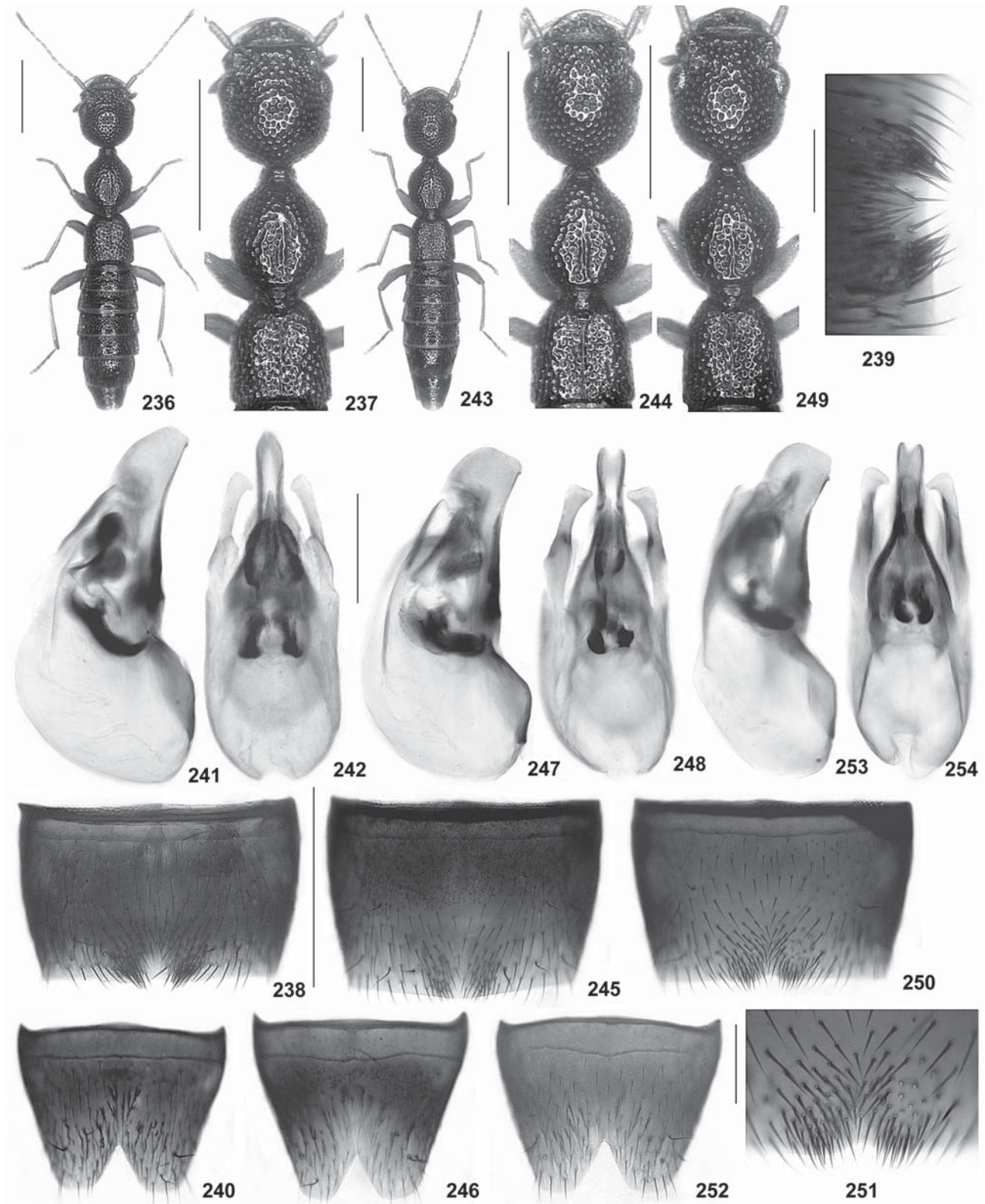
The type locality is situated between Chitre (28°25'N, 83°42'E) and Gandrung (28°23'N, 83°48'E) in the southwestern Annapurna range (Fig. 204). The holotype was collected at an altitude of approximately 3000 m.

Nazeris penicillatus n. sp. (Figs. 204, 236–242)

Type material

Holotype ♂: “Nepal Manaslu Himal, Bhara Pokhari Lekh, 3000–3100 m, N28°18'24, E84°28'03, *Rhododendron* forest, 3./4.IV.1999, leg. O. JÄGER / Holotypus ♂ *Nazeris penicillatus* sp. n., det. V. ASSING 2013” (SNSD).

Paratypes: 1 ♀: same data as holotype (SNSD); 1 ♂: “Nepal, W Manaslu-Himal, Ngadi Khola-Gebiet unterh. Bhara Pokh. Lekh, 2800 m NN, N28°21'36" E84°30'04", 12./13.V.2005, leg. O. JÄGER” (cAss); 1 ♀: “Nepal Manaslu Mts., 28°21'36N 84°30'04E, E slope of Ngali Khola Vall., 2800–3000 m, leg. SCHMIDT 13.V.2005” (NME); 1 ♀: “C-Nepal, Manaslu massif, Barapokhari Lekh, 12 km NE Besisahar vill., 28°18'N, 84°28'E, 10.IX.2000, leg. A. HETZEL / 3100 m, lake Barapokhari env., sieved from moss” (cFel); 2 ♀♀: “Nepal, Manaslu Mts.,



Figs. 236–254. *Nazeris penicillatus* (236–242), *N. inexcisus* (243–248), and *N. fractus* (249–254). – 236, 243. Habitus. 237, 244, 249. Forebody. 238, 245, 249. Male sternite VII. 239, 251. Postero-median portion of male sternite VII. 240, 246, 252. Male sternite VIII. 241–242, 247–248, 253–254. Aedeagus in lateral and in ventral view. – Scale bars: 1.0 mm (236–237, 243–244, 249), 0.5 mm (238, 240, 245–246, 250, 252), 0.2 mm (241–242, 247–248, 253–254), 0.1 mm (239, 251).

SW Merne Pokhari, 3200–3300 m, leg. SCHMIDT 11.V.2005 / 28°21'41N 84°30'42E, Quellgebiet, mittl. Nebenfluß des Ngadi Khola" (NME, cAss).

Etymology

The specific epithet (Latin, adjective: with brushes) refers to the pair of tufts of setae at the posterior margin of the male sternite VII.

Description

Small species; body length 4.4–5.2 mm; length of fore-body 2.4–2.6 mm. Habitus as in Fig. 236. Coloration: body dark-reddish to blackish-brown; legs and antennae yellowish.

Head (Fig. 237) oblong, 1.04–1.08 times as long as broad, widest across eyes; punctation very coarse, moderately dense, not umbilicate; interstices distinct, glossy; eyes distinctly convex, more than one third as long as the distance from posterior margin of eye to posterior constriction of head.

Pronotum (Fig. 237) relatively weakly oblong, approximately 1.15 times as long as broad and 0.85 times as broad as head; punctation similar to that of head, partly confluent; interstices forming narrow ridges; midline with glossy band of variable width and length in posterior half.

Elytra (Fig. 237) 0.63–0.65 times as long as pronotum; humeral angles obsolete; punctation dense, nearly as coarse as that of head. Hind wings completely reduced. Metatarsomere I distinctly longer than the combined length of II and III.

Abdomen approximately 1.2 times as broad as elytra; punctation coarse, moderately dense to dense on anterior and somewhat less dense and finer on posterior tergites; interstices without microreticulation; posterior margin of tergite VII with or without indistinct rudiment of a palisade fringe.

♂: sternite VII (Fig. 238) strongly transverse, with small and shallow postero-median impression, on either side of this impression with distinct tuft of long and stout black setae (Fig. 239), posterior margin weakly concave, slightly more distinctly concave in the middle; sternite VIII (Fig. 240) distinctly transverse, approximately 1.3 times as broad as long, posterior excision broadly V-shaped, approximately 0.28 times as deep as length of sternite; aedeagus (Figs. 241–242) approximately 0.68 mm long; ventral process laterally compressed, and sharply edged ventrally; dorso-lateral apophyses short, nearly straight in ventral view, and distinctly dilated apically, far from reaching apex of ventral process.

Comparative notes

Among the species of the *N. alticola* group, *N. penicillatus* is characterized particularly by the modifications of the male sternites VII and VIII, as well as by the shapes

of the ventral process (lateral view) and the dorso-lateral apophyses of the aedeagus.

Distribution and natural history

This species is probably endemic to the Manaslu range (Fig. 204), where the specimens were collected in four localities at altitudes of 2800–3300 m, in two localities together with *N. tenuipennis*. One of the paratypes was sifted from moss.

Nazeris inexcisus n. sp.

(Figs. 204, 243–248)

Type material

Holotype ♂: "Nepal, Manaslu Mts., Dudh Pokhari Lekh, upper Dordi Khola Valley, 15.–17.IV.2003, 2600–2300 m NN, leg. J. SCHMIDT / Holotypus ♂ *Nazeris inexcisus* sp. n., det. V. ASSING 2013" (NME).

Paratypes: 2 ♂♂ [partly slightly teneral]: same data as holotype (NME, cAss).

Etymology

The specific epithet (Latin, adjective) alludes to the absence of a median excision of the posterior margin of the male sternite VII, one of the characters distinguishing this species from the highly similar and syntopic *N. fractus*.

Description

Small species; body length 4.4–4.7 mm; length of fore-body 2.4–2.6 mm. Habitus as in Fig. 243. Coloration: body dark-reddish to dark-brown; legs and antennae yellowish.

Head (Fig. 244) oblong, 1.03–1.10 times as long as broad, widest across eyes; punctation very coarse, moderately dense, not umbilicate; interstices distinct, glossy; eyes distinctly convex, as long as, or longer than, one third of the distance from posterior margin of eye to posterior constriction of head.

Pronotum (Fig. 244) relatively weakly oblong, 1.10–1.15 times as long as broad and approximately 0.85 times as broad as head; punctation similar to that of head, partly confluent; interstices forming narrow ridges; midline with glossy band of variable width and length.

Elytra (Fig. 244) approximately 0.65 times as long as pronotum; humeral angles obsolete; punctation dense, nearly as coarse as that of head. Hind wings completely reduced. Metatarsomere I distinctly longer than the combined length of II and III.

Abdomen approximately 1.2 times as broad as elytra; punctation coarse, moderately dense to dense on anterior, sparser and finer on posterior tergites; interstices without microreticulation; posterior margin of tergite VII with or without indistinct rudiment of a palisade fringe.

♂: sternite VII (Fig. 245) moderately transverse, in postero-median portion with cluster of denser setae on either

side of middle, posterior margin weakly convex in the middle; sternite VIII (Fig. 246) moderately transverse, approximately 1.2 times as broad as long, posterior excision broadly V-shaped, approximately 0.28 times as deep as length of sternite; aedeagus (Figs. 247–248) approximately 0.6 mm long; ventral process laterally compressed, and sharply edged ventrally, with ventral tooth very close to apex; dorso-lateral apophyses short, apically somewhat angled and dilated, far from reaching apex of ventral process.

Comparative notes

Based on the male sexual characters, *N. inexcisus* is closely related to *N. penicillatus* from the same mountain range, from which it differs by the chaetotaxy of the male sternite VII, the apically shorter and broader (lateral view) ventral process of the smaller aedeagus, and by the apically angled and more strongly dilated dorso-lateral apophyses.

Distribution and natural history

The type locality is situated in the southwestern Manaslu range, where the specimens were collected at an altitude between 2300 and 2600 m, together with *N. tenuipennis* and the closely related *N. fractus* (see below). Two of the type specimens are slightly teneral.

Nazeris fractus n. sp. (Figs. 204, 249–254)

Type material

Holotype ♂: “Nepal, Manaslu Mts., Dudh Pokhari Lekh, upper Dordi Khola Valley, 15.–17.IV.2003, 2600–2300 m NN, leg. J. SCHMIDT / Holotypus ♂ *Nazeris fractus* sp. n., det. V. ASSING 2013” (NME).

Paratypes: 3 ♂♂, 3 ♀♀ [partly slightly teneral]: same data as holotype (NME, cAss).

Etymology

The specific epithet (Latin, adjective: angular, sharply bent) alludes to the angular dorso-lateral apophyses of the aedeagus.

Description

Small species; body length 4.2–4.7 mm; length of forebody 2.3–2.6 mm. Coloration: body dark-reddish to dark-brown; legs and antennae yellowish. External characters (Fig. 249) as in *N. inexcisus*, except for the on average slightly sparser punctation and the slightly more slender elytra.

♂: sternite VII (Fig. 250) strongly transverse, with small and shallow postero-median impression, on either side of this impression with denser setae, posterior margin weakly, but distinctly concave in the middle (Fig. 251); sternite VIII (Fig. 252) distinctly transverse, approximately 1.3 times as broad as long, posterior excision broadly V-shaped, approximately 0.3 times as deep as length of sternite; aedeagus (Figs. 253–254) approxi-

mately 0.6 mm long; ventral process laterally compressed, and sharply edged ventrally, ventral tooth at some distance from apex; dorso-lateral apophyses short, apically somewhat angled and dilated, far from reaching apex of ventral process.

Comparative notes

Based on the highly similar external and male sexual characters, *N. fractus* is very closely related to the syntopic *N. inexcisus*, from which it is reliably distinguished only by the shape and chaetotaxy of the male sternite VII (more transverse, posterior margin concavely excised in the middle, postero-median portion with denser setae), by the shape of the male sternite VIII (more transverse and with deeper posterior excision), and by the shape of the ventral process of the aedeagus (ventral tooth more distant from apex). Although these differences are only slight, they are constant and correlated. They cannot be attributed to intraspecific variation, since the type material of *N. fractus* and *N. inexcisus* was collected in the same locality.

Distribution and natural history

The type locality (Fig. 204) and other circumstances of collection are identical to those of *N. inexcisus*. Some of the type specimens are slightly teneral.

Nazeris flexus n. sp. (Figs. 204, 255–259)

Type material

Holotype ♂: “Nepal, Manaslu Mts., N slope, above Prok, 28°30'N 84°49'E, 2950–3400 m, 27.V.2006, leg. J. SCHMIDT / Holotypus ♂ *Nazeris flexus* sp. n., det. V. ASSING 2013” (NME).

Paratypes: 4 ♀♀: same data as holotype (NME, cAss); 1 ♂: “Nepal-Expeditionen JOCHEN MARTENS / 233a Gorkha Dist., Chuling Khola, Meme Kharka, 5.–6.VIII.1983, 3300–3400 m, Berlese, MARTENS & SCHAWALLER leg.” (SMNS); 1 ♂: “Nepal-Expeditionen JOCHEN MARTENS / 228 Gorkha Dist., Chuling Khola, 2800 m, *Quercus semecarpifolia*, 2.–3.VIII.1983, MARTENS & SCHAWALLER leg.” (SMNS); 2 ♂♂: “Nepal-Expeditionen JOCHEN MARTENS / 232 Gorkha Dist., Chuling Khola, Djongshi Kharka, 5.VIII.1983, 3050–3400 m, Mischwald, MARTENS & SCHAWALLER leg.” (SMNS) [all specimens from SMNS evidently subject to post-mortem darkening].

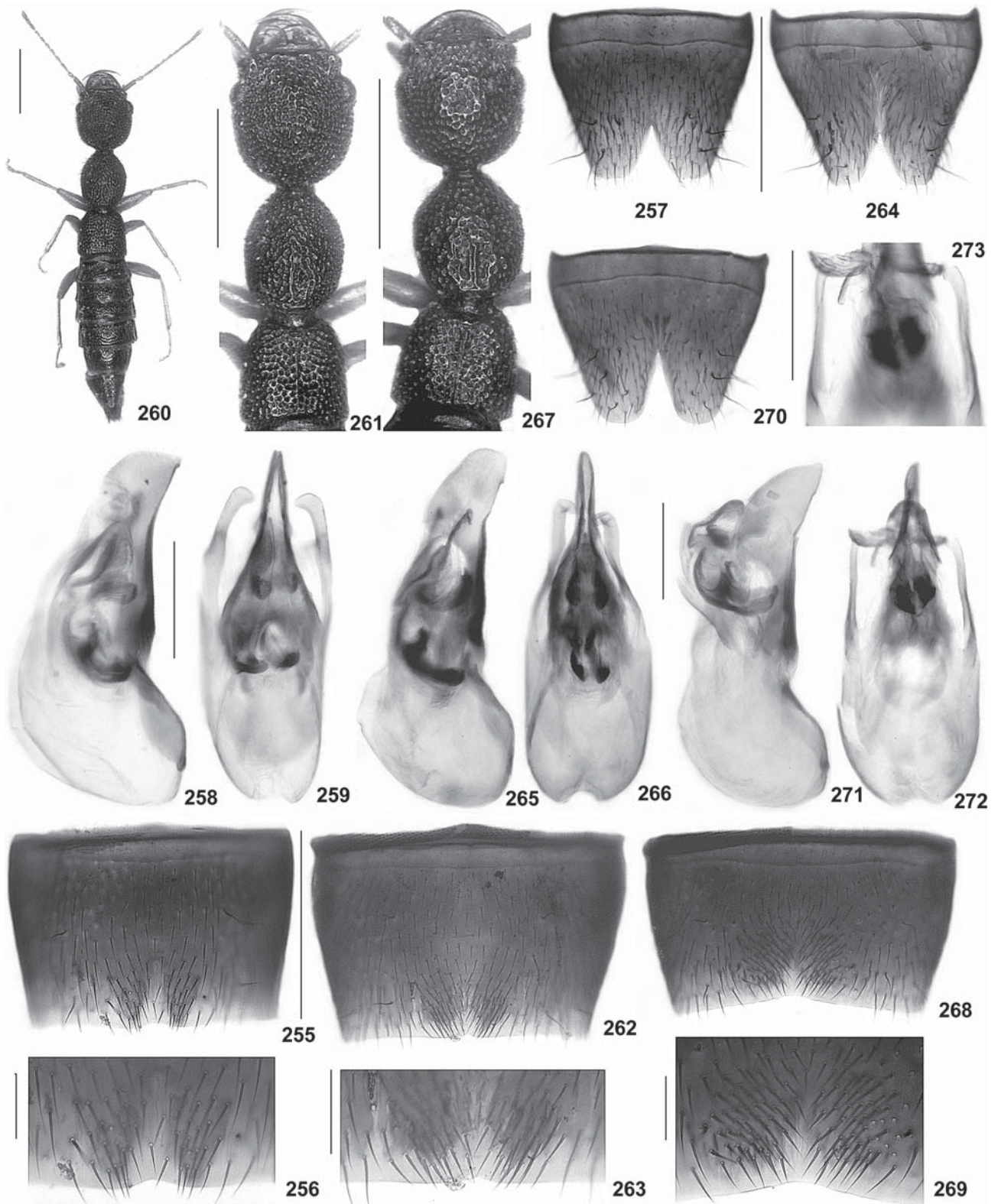
Etymology

The specific epithet (Latin, adjective: bent) alludes to the apically curved dorso-lateral apophyses of the aedeagus.

Description

External characters as in *N. fractus* and *N. inexcisus*.

♂: sternite VII (Fig. 255) moderately strongly transverse, with small and shallow postero-median impression, on either side of this impression with denser setae,



Figs. 255–273. *Nazeris flexus* (255–259), *N. cephalotes*, holotype (260–266), and *N. quadriceps*, paratype (267–273). – 255, 262, 268. Male sternite VII. 256, 263, 269. Postero-median portion of male sternite VII. 257, 264, 270. Male sternite VIII. 258–259, 265–266, 271–272. Aedeagus in lateral and in ventral view. 260. Habitus. 261, 267. Forebody. 273. Dorso-lateral apophyses in ventral view. – Scale bars: 1.0 mm (260–261, 267), 0.5 mm (255, 257, 262, 264, 268, 270), 0.2 mm (258–259, 265–266, 271–273), 0.1 mm (256, 263, 269).

posterior margin weakly concave in the middle (Fig. 256); sternite VIII (Fig. 257) distinctly transverse, approximately 1.2 times as broad as long, posterior excision sharply V-shaped, approximately 0.3 times as deep as length of sternite; aedeagus (Figs. 258–259) approximately 0.6 mm long; ventral process laterally compressed, and sharply edged ventrally; dorso-lateral apophyses short, curved (not angled) apically, and weakly dilated, far from reaching apex of ventral process.

Comparative notes

Based on the male sexual characters, *N. flexus* is closely related to *N. penicillatus*, *N. inexcisus*, and *N. fractus* from the same mountain range. Regarding the shape of the aedeagus, it is particularly similar to *N. inexcisus*, from which it differs by the shape and chaetotaxy of the male sternite VII (posterior margin with median concavity; setae in postero-median portion less dense), by the narrower and deeper posterior excision of the less transverse male sternite VIII, as well as by the slightly different shape of the ventral process (lateral view) and the apically not angular dorso-lateral apophyses.

Distribution and natural history

The species is known from several geographically close localities in the eastern Manaslu range. The specimens were collected at altitudes between 2800 and 3400 m, one of them in an oak forest, and one in a mixed forest.

Nazeris cephalotes Coiffait, 1975 (Figs. 204, 260–266)

Nazeris cephalotes COIFFAIT, 1975: 166.

Type material examined

Holotype ♂: “Phulchoki b. Kathmandu, Nepal, lg. FRANZ / Pa 151 [overleaf] [according to FRANZ’ diary sifted from leaf litter in an oak forest near the peak on 4.X.1971] / Holotype / *Nazeris cephalotes* H. Coiffait 1974 / *Nazeris cephalotes* Coiffait, det. V. ASSING 2013” (NHMW). – Paratypes: 1 ♂, 2 ♀♀: same data as holotype (MNHNP, NHMW).

Additional material examined

Nepal: 3 ♂♂, 5 ♀♀ [2 teneral], Kathmandu, Phulchoki, 2500 m, 28.–29.IV.1984, leg. SMETANA & LÖBL (MHNG); 1 ♀, Phulchoki, 2550 m, 17.X.1983, leg. SMETANA & LÖBL (MHNG); 1 ♀ [teneral], Phulchoki, 2700 m, 16.X.1983, leg. SMETANA & LÖBL (MHNG).

Comment

The original description is based on a male holotype and three paratypes (one male and two females) from “Phulchoki près de Katmandou, Népal central” (COIFFAIT 1975).

Redescription

Body length 5.3–5.5 mm; length of forebody 2.9–3.2 mm. Habitus as in Fig. 260. Coloration: body blackish; legs and antennae yellowish.

Head (Fig. 261) weakly oblong, approximately 1.03 times as long as broad; punctation conspicuously coarse, dense, and umbilicate, rendering the head nearly matt; interstices without microsculpture, glossy, forming narrow ridges; eyes strongly convex, but small, approximately one fourth as long as the distance from posterior margin of eye to posterior constriction of head. Antenna 1.6–1.7 mm long.

Pronotum (Fig. 261) small in relation to head, approximately 1.25 times as long as broad and 0.75 times as broad as head; punctation approximately as coarse as that of head, but less defined and partly confluent; interstices forming very narrow ridges; midline with very narrow glossy line in posterior half.

Elytra (Fig. 261) nearly 0.6 times as long as pronotum; humeral angles obsolete; punctation dense, as dense and nearly as coarse as that of head, more defined than that of pronotum. Hind wings completely reduced. Metatarsomere I distinctly shorter than the combined length of II–V.

Abdomen approximately 1.15 times as broad as elytra; punctation dense and coarse on anterior tergites, slightly less coarse and less dense on posterior tergites; interstices without microreticulation; posterior margin of tergite VII without palisade fringe.

♂: sternite VII (Fig. 262) distinctly transverse, with dense and long pubescence on either side of middle in postero-median portion, posterior margin with indistinct concavity in the middle (Fig. 263); sternite VIII (Fig. 264) weakly transverse, posterior excision narrowly V-shaped and nearly 0.3 times as deep as length of sternite; aedeagus (Figs. 265–266) 0.73 mm long; ventral process laterally compressed, sharply edged ventrally; dorso-lateral apophyses short, strongly curved and undilated apically, far from reaching apex of ventral process.

Comparative notes

This species is characterized especially by the relatively large head, a relatively small pronotum, the conspicuously coarse and dense punctation of the forebody, small eyes, and by the male sexual characters.

Distribution and natural history

Nazeris cephalotes is known only from Phulchoki (Fig. 204), a mountain to the southeast of Kathmandu in Central Nepal, where it was collected at altitudes of 2500–2700 m. The type material was sifted from leaf litter in an oak forest. Sympatric species are *N. hippis* and *N. glabri-ventris*. Three specimens collected in April and October are teneral.

Nazeris quadraticeps Coiffait, 1975
(Figs. 204, 267–273)

Nazeris quadraticeps COIFFAIT, 1975: 167.

Nazeris trisulensis COIFFAIT, 1984: 382 f.; **n. syn.**

Type material examined

N. quadraticeps: Holotype ♂: “Wald unterhalb Fulung / Pa 174 [overleaf] [according to FRANZ’ diary sifted from litter in a fir forest with juniper and rhododendron on 11.X.1971] / Zentral-Nepal, Sept.–Okt. 1971, lg. H. FRANZ / Holotype / *Nazeris quadraticeps* H. Coiffait 1975 / *Nazeris quadraticeps* Coiffait, det. V. ASSING 2013” (NHMW). – Paratypes: 1 ♂ [teneral]: same data as holotype (MNHNP); 1 ♀: same data as holotype, but “Pa 175” [according to FRANZ’ diary sifted from dry litter in an old oak forest with rhododendron, pine, and fir on 11.X.1971] (MNHNP); 1 ♂: “Weg v. Gosaikunde z. Fulungmonastery / Pa 170 [overleaf] [according to FRANZ’ diary sifted from litter in a fir forest with rhododendron undergrowth at an altitude of 3500 m on 10.X.1971] / Zentral-Nepal, Sept.–Okt. 1971, lg. H. FRANZ / Paratype / *quadraticeps*” (NHMW).

N. trisulensis: Holotype ♀ [probably teneral]: “Nepal – XI.78, Trisuli G, 3300 PC 63 / Type / *Nazeris trisulensis* H. Coiffait / *Nazeris quadraticeps* Coiffait, det. V. ASSING 2013” (MNHNP).

Comment

The original description of *N. quadraticeps* is based on a male holotype and three paratypes (two males and one female) from “Bois au-dessous de Fulung, Népal central” and “chemin de Gosaikunde au monastère de Fulung” (COIFFAIT 1975). *Nazeris trisulensis* was described from a unique female holotype from “vallée de la Trisuli” (COIFFAIT 1984), a locality not far from the localities where *N. quadraticeps* was found. A comparison of the external characters of the holotype of *N. trisulensis* with those of the type material of *N. quadraticeps* yielded no evidence suggesting that they should belong to different species. Hence the synonymy proposed above.

Redescription

Small species; body length 4.5–4.8 mm; length of forebody 2.3–2.6 mm. Coloration: forebody reddish-brown; abdomen dark-brown; legs and antennae yellowish.

Head (Fig. 267) approximately as broad as long, widest across eyes; punctuation very coarse, dense, not distinctly umbilicate; interstices without microsculpture, glossy, forming narrow ridges, somewhat wider in median dorsal portion; eyes moderately convex, but rather large, composed of rather large ommatidia, slightly to distinctly more than one third as long as the distance from posterior margin of eye to posterior constriction of head.

Pronotum (Fig. 267) rather short, approximately 1.1 times as long as broad and 0.85 times as broad as head; punctuation even coarser than that of head, partly confluent in posterior portion; interstices forming very narrow ridges, somewhat wider in posterior portion; midline with moderately narrow glossy band in posterior half.

Elytra (Fig. 267) approximately 0.6 times as long as pronotum; humeral angles obsolete; punctuation coarse and dense, similar to that of head. Hind wings completely reduced. Metatarsomere I relatively short, only approximately as long as the combined length of II and III.

Abdomen approximately 1.2 times as broad as elytra; punctuation coarse, dense on anterior and somewhat less dense on posterior tergites; interstices without microreticulation; posterior margin of tergite VII without palisade fringe.

♂: sternite VII (Fig. 268) strongly transverse and with shallow postero-median impression, this impression with dense and stout diagonal pubescence on either side of middle, posterior margin broadly and weakly concave (Fig. 269); sternite VIII (Fig. 270) distinctly transverse, approximately 1.2 times as broad as long, posterior excision V-shaped and conspicuously deep, nearly reaching middle of sternite; aedeagus (Figs. 271–272) approximately 0.7 mm long; ventral process laterally compressed, sharply edged ventrally; dorso-lateral apophyses (Fig. 273) short, very slender, and nearly straight, not distinctly dilated apically, far from reaching apex of ventral process.

Comparative notes

As can be inferred from external characters such as the conspicuously coarse punctuation of the forebody and the small body size, as well as from the similar male sexual characters (similar chaetotaxy of the male sternite VII; similar morphology of the aedeagus), *N. quadraticeps* belongs to the *N. alticola* group. Among the species of this group it is characterized particularly by the head shape (not distinctly oblong), the strongly transverse and posteriorly broadly concave male sternite VII, the deep posterior excision of the male sternite VIII, and by the shapes of the ventral process and of the dorso-lateral apophyses of the aedeagus.

Distribution and natural history

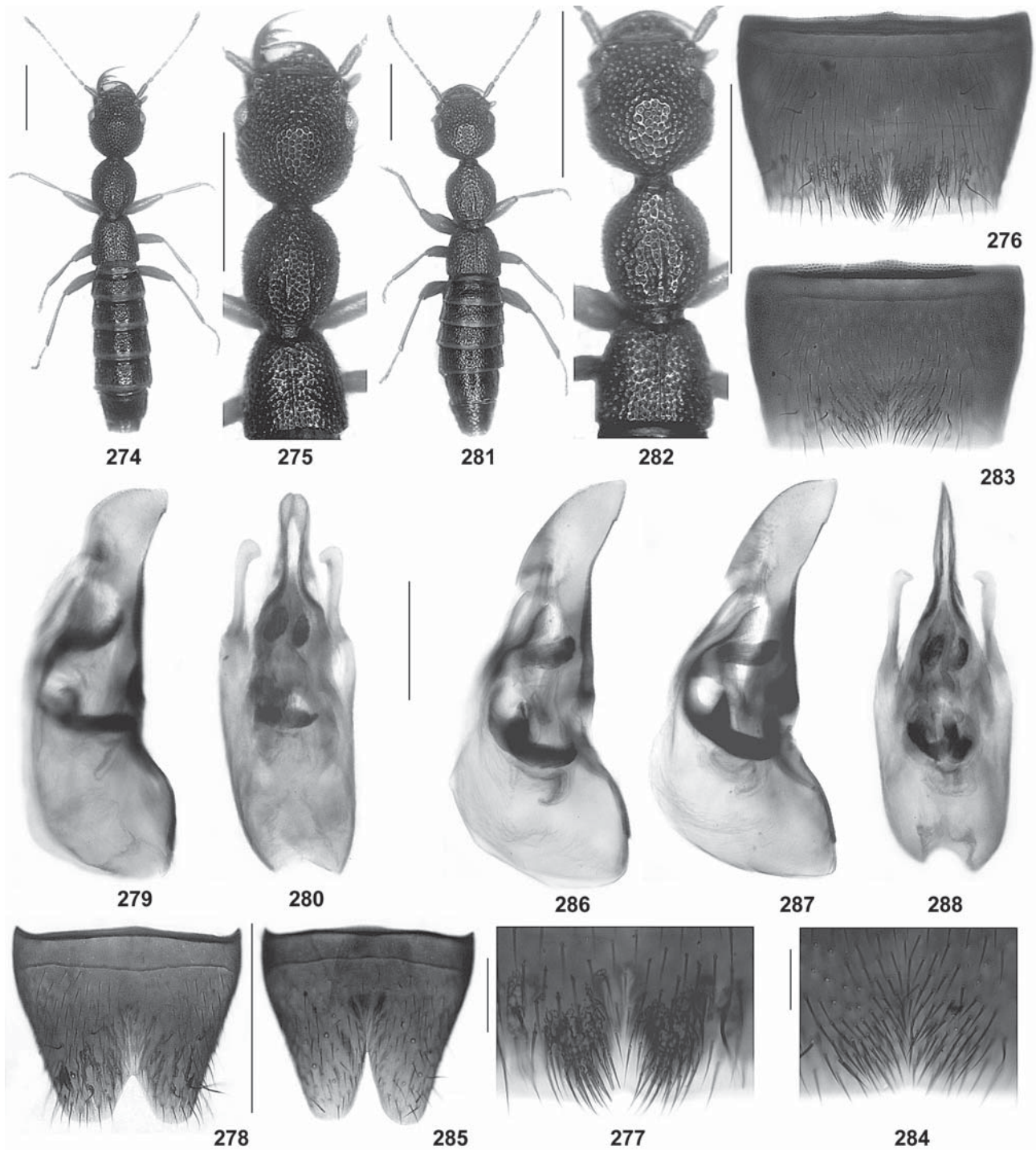
The known distribution is confined to two localities near the Fulung Monastery (28°07’N, 85°20’E) and one in the Trisuli Ganga valley (28°03’N, 85°12’E), Central Nepal (Fig. 204). The type material of *N. quadraticeps* was sifted from litter in fir forest and an oak forest with rhododendron, one of the specimens at an altitude of 3500 m. The holotype of *N. trisulensis* was collected at 3000 m. Teneral specimens were collected in October and November.

Nazeris brevipennis Coiffait, 1981
(Figs. 205, 274–280)

Nazeris brevipennis COIFFAIT, 1981: 328 f.

Type material examined

Holotype ♂: “Umg. Shermathang, Helambu, Z-Nepal, lg. H. FRANZ 1980 / Pa 374 / Holotype / *Nazeris brevipennis* H. Coiffait 1981 / *Nazeris brevipennis* Coiffait, det. V. ASSING 2013” (NHMW).



Figs. 274–288. *Nazeris brevipennis*, holotype (274–280) and *N. hirsutiventris* (281–288). – 274, 281. Habitus. 275, 282. Forebody. 276, 283. Male sternite VII. 277, 284. Postero-medial portion of male sternite VII. 278, 285. Male sternite VIII. 279–280, 286–288. Aedeagus in lateral and in ventral view (286: Yangri Ridge; 287: Thare Pati). – Scale bars: 1.0 mm (274–275), 0.5 mm (276, 278, 283, 285), 0.2 mm (279–280, 286–288), 0.1 mm (277, 284).

Comment

The original description is based on a unique male holotype from “environs de Shermatang, Helambu, Népal central” (COIFFAIT 1981).

Redescription

Small species; body length 5.5 mm; length of forebody 2.8 mm. Habitus as in Fig. 274. Coloration: body dark-brown; legs and antennae yellowish.

Head (Fig. 275) 1.06 times as long as broad, widest across eyes; punctuation very coarse, dense, and non-umbilicate; interstices without microsculpture, glossy, forming narrow ridges; eyes moderately convex, slightly more than one third as long as the distance from posterior margin of eye to posterior constriction of head.

Pronotum (Fig. 275) slender, 1.22 times as long as broad and 0.78 times as broad as head; punctuation on average slightly less coarse than that of head, partly confluent in posterior portion; interstices forming very narrow ridges; midline with very short and moderately broad glossy band in posterior half.

Elytra (Fig. 275) 0.63 times as long as pronotum; humeral angles obsolete; punctuation somewhat less dense and slightly less coarse than that of head. Hind wings completely reduced. Metatarsomere I distinctly longer than the combined length of II and III.

Abdomen 1.17 times as broad as elytra; punctuation coarse and dense on tergites III–V, somewhat less coarse and less dense on tergite VI, rather fine and sparse on tergite VII; interstices without microreticulation; posterior margin of tergite VII without palisade fringe.

♂: sternite VII (Fig. 276) distinctly transverse, posteriorly with a pair of clusters of dense dark setae, posterior margin with small concavity in the middle (Fig. 277); sternite VIII (Fig. 278) distinctly transverse, approximately 1.16 times as broad as long, posterior excision V-shaped, nearly 0.25 times as deep as length of sternite; aedeagus (Figs. 279–280) 0.66 mm long; ventral process laterally compressed, sharply edged ventrally, and very acute apically in ventral view; dorso-lateral apophyses short, very slender, and curved apically, far from reaching apex of ventral process.

Comparative notes

Based on the external and male sexual characters, *N. brevipennis* clearly belongs to the *N. alticola* group. It is distinguished from other species of this group particularly by the shape and chaetotaxy of the male sternite VII, the shape of the male sternite VIII, and by the shape of the ventral process of the aedeagus. It additionally differs from many representatives of the *N. alticola* group by the slender pronotum.

Distribution and natural history

The type locality (approximately 27°50'N, 85°48'E) is situated some 50 km to the east-northeast of Kathmandu, Central Nepal (Fig. 205). The circumstances under which the holotype was collected are unknown; according to SCHILLHAMMER (e-mail 18.X.2013), the respective excerpt from FRANZ' diary is not available.

Nazeris hirsutiventris n. sp.

(Figs. 205, 281–288)

Type material

H o l o t y p e ♂: “Nepal (Prov. Bagmati), below Thare Pati, 3300 m, 10.IV.81, LÖBL & SMETANA / Holotypus ♂ *Nazeris hirsutiventris* sp. n., det. V. ASSING 2013” (MHNG).

P a r a t y p e ♂ [teneral], ♀: same data as holotype (MHNG, cAss); 2 ♂♂: “Nepal (Prov. Bagmati), Yangri Ridge, Yangri, 4150 m, 24.IV.81, LÖBL & SMETANA” (MHNG, cAss).

Etymology

The specific epithet (Latin, adjective: with pubescent abdomen) alludes to the absence of distinctly modified setae in the postero-median portion of the male sternite VII, one of the characters distinguishing this species from the similar *N. barbiventris*.

Description

Small species; body length 4.3–4.6 mm; length of forebody 2.4–2.5 mm. Habitus as in Fig. 281. Coloration: body reddish, with the abdomen more or less extensively infuscate; legs and antennae yellowish.

Head (Fig. 282) as broad as long or indistinctly oblong, 1.00–1.04 times as long as broad, widest across eyes; punctuation very coarse, dense, not umbilicate; interstices without microsculpture, glossy, forming narrow ridges, slightly wider in median dorsal portion; eyes distinctly convex, at least one third as long as the distance from posterior margin of eye to posterior constriction of head.

Pronotum (Fig. 282) 1.10–1.16 times as long as broad and approximately 0.85 times as broad as head; punctuation similar to that of head, partly confluent in posterior portion; interstices forming narrow ridges; midline with glossy band in posterior half.

Elytra (Fig. 282) 0.62–0.65 times as long as pronotum; humeral angles obsolete; punctuation dense, slightly less coarse than that of head. Hind wings completely reduced. Metatarsomere I slightly longer than the combined length of II and III.

Abdomen 1.10–1.15 times as broad as elytra; punctuation coarse, dense on tergites III–VI and somewhat less dense and finer on tergites VII and VIII; interstices without microreticulation; posterior margin of tergite VII without palisade fringe.

♂: sternite VII (Fig. 283) distinctly transverse, with shallow and small depression and with weakly modified pubescence in postero-median portion, posterior margin indistinctly concave in the middle (Fig. 284); sternite VIII (Fig. 285) approximately 1.1 times as broad as long, posterior excision V-shaped and approximately 0.35 times as deep as length of sternite; aedeagus (Figs. 286–288) 0.7 mm long; ventral process strongly laterally compressed, sharply edged ventrally; dorso-lateral apophyses short, very slender, and apically curved, not distinctly dilated apically, far from reaching apex of ventral process.

Comparative notes

The similar external and male sexual characters suggest that *N. hirsutiventris* is closely allied to *N. quadriceps*, from which it differs particularly by the less deeply incised posterior margin of the male sternite VIII and by the differently shaped ventral process of the aedeagus.

Distribution and natural history

The species was discovered in two localities near Thare Pati and Yangri in Bagmati province, Central Nepal (Fig. 205), at altitudes of 3300 and 4150 m. One of the paratypes is teneral.

Nazeris barbatissimus n. sp. (Figs. 204, 289–294)

Type material

Holotype ♂: “Nepal (Prov. Bagmati), Malemchi, 2900 m, 14.IV.81, LÖBL & SMETANA / Holotypus ♂ *Nazeris barbatissimus* sp. n., det. V. ASSING 2013” (MHNG).

Etymology

The specific epithet is the superlative of the Latin adjective *barbatus* (bearded) and refers to the conspicuous cluster of modified setae in the postero-median impression of the male sternite VII.

Description

Small species; body length 4.7 mm; length of forebody 2.6 mm. Coloration: body dark-reddish; legs and antennae yellowish.

Head (Fig. 289) 1.07 times as long as broad, widest across eyes; punctation very coarse, dense, not umbilicate; interstices without microsculpture, glossy, forming narrow ridges; eyes distinctly convex, slightly more than one third as long as the distance from posterior margin of eye to posterior constriction of head.

Pronotum (Fig. 289) 1.18 times as long as broad and 0.83 times as broad as head; punctation similar to that of head, partly confluent in posterior portion; interstices forming narrow ridges; midline with glossy band in posterior half.

Elytra (Fig. 289) 0.60 times as long as pronotum; humeral angles obsolete; punctation dense, somewhat less coarse than that of head. Hind wings completely reduced. Metatarsomere I distinctly longer than the combined length of II and III.

Abdomen approximately 1.2 times as broad as elytra; punctation coarse, dense on anterior and somewhat less dense and finer on posterior tergites; interstices without microreticulation; posterior margin of tergite VII without palisade fringe.

♂: sternite VII (Fig. 290) strongly transverse and with pronounced, deep and extensive postero-median impression, this impression with numerous distinctly modified stout black setae, posterior margin strongly concave in the middle (Fig. 291); sternite VIII (Fig. 292) weakly transverse, 1.12 times as broad as long, posterior excision V-shaped and conspicuously deep, reaching beyond middle of sternite; aedeagus (Figs. 293–294) 0.82 mm long and very slender; ventral process laterally compressed, sharply edged ventrally, elongate, and apically very acute; dorso-lateral apophyses short, very slender, and apically curved, not distinctly dilated apically, not even reaching middle of ventral process.

Comparative notes

This species is readily distinguished from all other species of the *N. alticola* group by the conspicuous shape and chaetotaxy of the male sternite VII, the conspicuously deep posterior excision of the male sternite VIII, and by the remarkably long, slender, and apically acute ventral process of the aedeagus.

Distribution and natural history

The type locality is situated near Malemchi, Bagmati province, Central Nepal (Fig. 204), at an altitude of 2900 m.

Nazeris barbiventris n. sp. (Figs. 205, 295–300)

Type material

Holotype ♂: “Nepal (Prov. Bagmati), above Shermathang, 2900 m, 26.IV.81, LÖBL & SMETANA / Holotypus ♂ *Nazeris barbiventris* sp. n., det. V. ASSING 2013” (MHNG).

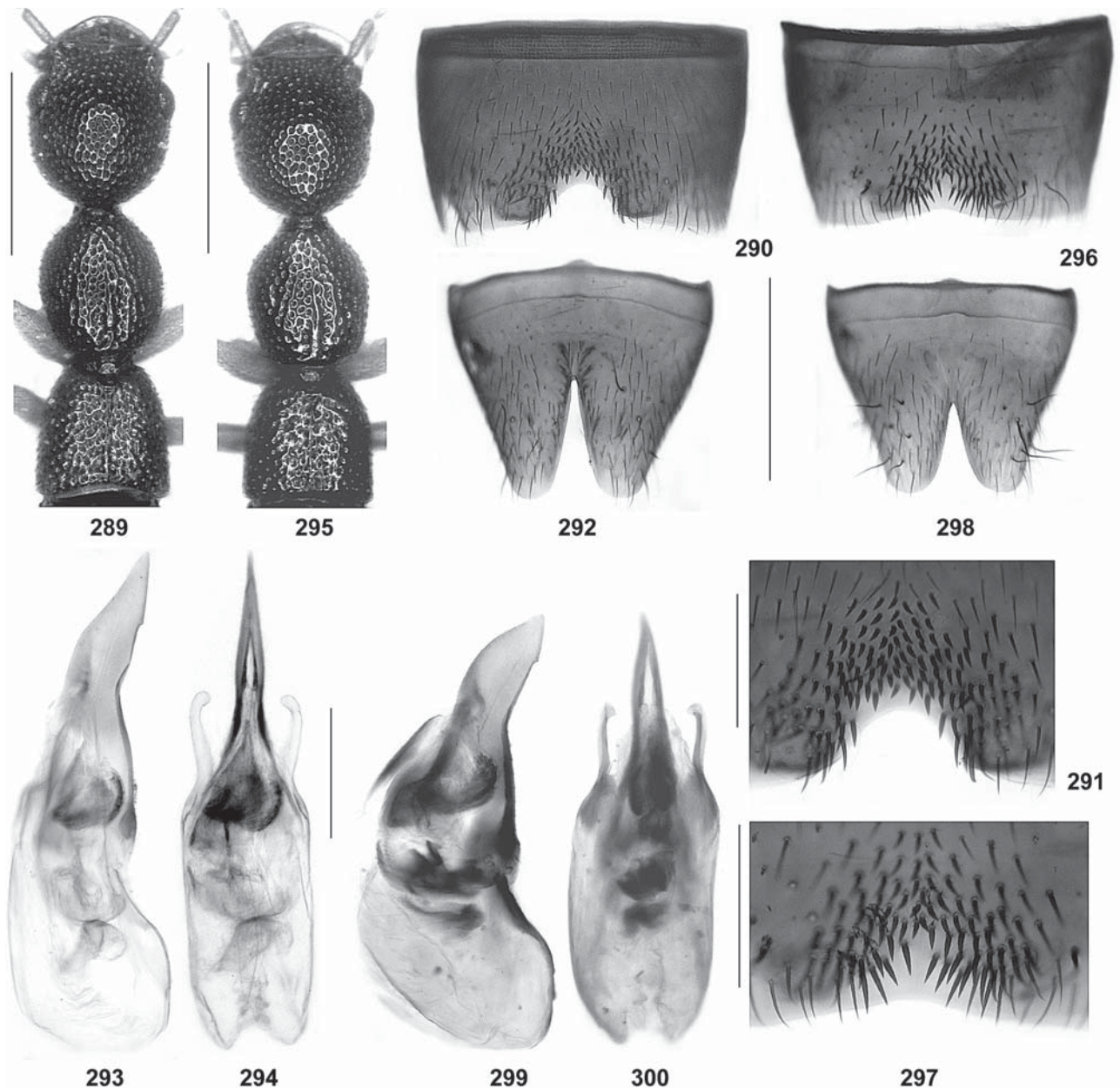
Paratype ♀ [slightly teneral]: same data as holotype (cAss).

Etymology

The specific epithet (Latin, adjective: with bearded abdomen) alludes to the pronounced cluster of modified setae in the postero-median portion of the male sternite VII.

Description

Small species; body length 4.2–4.5 mm; length of forebody 2.5–2.6 mm. Coloration: body reddish; legs and antennae yellowish.



Figs. 289–300. *Nazeris barbatus* (289–294) and *N. barbiventris* (295–300). – 289, 295. Forebody. 290, 296. Male sternite VII. 291, 297. Postero-median portion of male sternite VII. 292, 298. Male sternite VIII. 293–294, 299–300. Aedeagus in lateral and in ventral view. – Scale bars: 1.0 mm (289, 295), 0.5 mm (290, 292, 296, 298), 0.2 mm (291, 293–294, 297, 299–300).

Head (Fig. 295) 1.07–1.08 times as long as broad, widest across eyes; punctation very coarse, dense, not umbilicate; interstices without microsculpture, glossy, forming narrow ridges, somewhat wider in median dorsal portion; eyes distinctly convex, at least one third as long as the distance from posterior margin of eye to posterior constriction of head.

Pronotum (Fig. 295) rather short, approximately 1.1 times as long as broad and 0.85 times as broad as head; punctation similar to that of head, partly confluent in pos-

terior portion; interstices forming narrow ridges; midline with glossy band in posterior half.

Elytra (Fig. 295) approximately 0.65 times as long as pronotum; humeral angles obsolete; punctation dense, slightly less coarse than that of head. Hind wings completely reduced. Metatarsomere I distinctly longer than the combined length of II and III.

Abdomen approximately 1.15 times as broad as elytra; punctation coarse, dense on anterior and somewhat less

dense and finer on posterior tergites; interstices without microreticulation; posterior margin of tergite VII without palisade fringe.

♂: sternite VII (Fig. 296) strongly transverse and with pronounced, extensive postero-median impression, this impression with numerous distinctly modified, short and stout black setae, posterior margin weakly concave in the middle (Fig. 297); sternite VIII (Fig. 298) distinctly transverse, approximately 1.2 times as broad as long, posterior excision V-shaped and conspicuously deep, nearly reaching middle of sternite; aedeagus (Figs. 299–300) 0.7 mm long; ventral process laterally compressed, sharply edged ventrally; dorso-lateral apophyses short, very slender, and apically curved, not distinctly dilated apically, far from reaching apex of ventral process.

Comparative notes

As can be inferred from external characters such as the conspicuously coarse punctation of the forebody and the small body size, as well as from the similar male sexual characters (similar shape of the male sternite VII; similar morphology of the aedeagus), *N. barbiventris* is closely allied to *N. quadraticeps*, from which it is distinguished particularly by the more oblong head, the pronounced postero-median impression of the male sternite VII with numerous distinctly modified setae, and by the longer and differently shaped (lateral view) ventral process of the aedeagus. From *N. brevipennis*, which too is known from the environs of Shermathang, *N. barbiventris* differs by smaller size, the presence of a glossy impunctate band in the posterior half of the pronotal midline, the absence of microsculpture on the abdomen, the shape and chaetotaxy of the male sternite VII, the posteriorly deeply incised male sternite VIII, and by the different morphology of the aedeagus.

Distribution and natural history

The type locality is situated near Shermatang in Bagmati province, Central Nepal (Fig. 205), at an altitude of 2900 m. The paratype is teneral.

Nazeris barbisternalis n. sp. (Figs. 205, 301–306)

Type material

Holotype ♂: “Nepal (Prov. Bagmati), Yardang Ridge NE Barahbise, 3250 m, 5.V.81, LÖBL & SMETANA / Holotypus ♂ *Nazeris barbisternalis* sp. n., det. V. ASSING 2013” (MHNG).

Etymology

The specific epithet (Latin, adjective: with bearded sternite) alludes to the pronounced cluster of modified setae in the postero-median portion of the male sternite VII and the hypothesised close relationship to *N. barbiventris*.

Description

Small species; body length 4.7 mm; length of forebody 2.6 mm. Coloration: head and pronotum dark-reddish; elytra pale-reddish; abdomen dark-brown; legs and antennae yellowish.

Head (Fig. 301) 1.07 times as long as broad, widest across eyes; punctation very coarse, dense, not umbilicate; interstices without microsculpture, glossy, forming narrow ridges; eyes distinctly convex, one third as long as the distance from posterior margin of eye to posterior constriction of head.

Pronotum (Fig. 301) 1.18 times as long as broad and 0.85 times as broad as head; punctation similar to that of head, partly confluent in posterior portion; interstices forming narrow ridges; midline with glossy band in posterior half.

Elytra (Fig. 301) 0.60 times as long as pronotum; humeral angles obsolete; punctation dense, as coarse as that of head. Hind wings completely reduced. Metatarsomere I distinctly longer than the combined length of II and III.

Abdomen approximately 1.2 times as broad as elytra; punctation coarse, dense on anterior and somewhat less dense and finer on posterior tergites; interstices without microreticulation; posterior margin of tergite VII without palisade fringe.

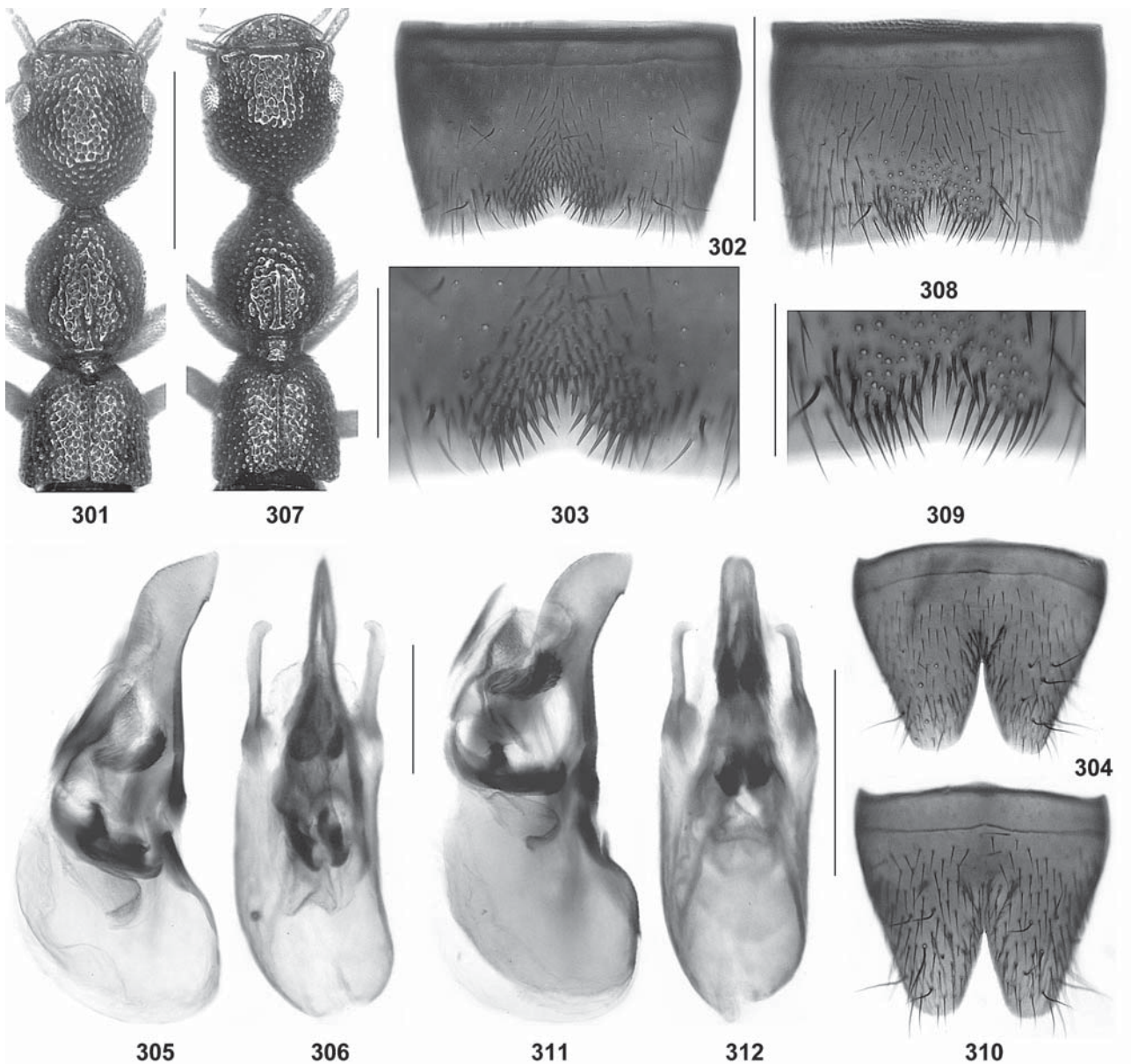
♂: sternite VII (Fig. 302) strongly transverse and with pronounced, extensive postero-median impression, this impression with numerous distinctly modified stout black setae, posterior margin concave in the middle (Fig. 303); sternite VIII (Fig. 304) distinctly transverse, approximately 1.2 times as broad as long, posterior excision V-shaped and conspicuously deep, nearly reaching middle of sternite; aedeagus (Figs. 305–306) 0.73 mm long; ventral process laterally compressed, sharply edged ventrally; dorso-lateral apophyses short, very slender, and apically curved, not distinctly dilated apically, far from reaching apex of ventral process.

Comparative notes

The similarly modified male sternites VII and VIII, as well as the similar morphology of the aedeagus suggest that, among the species of the *N. alticola* group, *N. barbisternalis* is most closely related to *N. barbiventris*, from which it differs by the shape and chaetotaxy of the male sternite VII (posterior margin more strongly concave in the middle; postero-median impression less extensive; modified setae in postero-median portion longer) and the slightly different shape of the ventral process of the aedeagus in lateral view.

Distribution and natural history

The type locality is situated to the northeast of Barahbise, Bagmati province, Central Nepal (Fig. 205), at an altitude of 3250 m.



Figs. 301–312. *Nazeris barbisternalis* (301–306) and *N. rotundatus* (307–312). – **301, 307.** Forebody. **302, 308.** Male sternite VII. **303, 309.** Postero-median portion of male sternite VII. **304, 310.** Male sternite VIII. **305–306, 311–312.** Aedeagus in lateral and in ventral view. – Scale bars: 1.0 mm (301, 307), 0.5 mm (302, 304, 308, 310), 0.2 mm (303, 305–306, 309, 311–312).

Nazeris rotundatus **n. sp.**
(Figs. 205, 307–312)

Type material

Holotype ♂: “628 Nepal: Dolakha Distr., E Ting Sang La, 3100 m, 12.–13.VI.2000, leg. W. SCHAWALLER / Holotypus ♂ *Nazeris rotundatus* sp. n., det. V. ASSING 2013” (SMNS).

Paratypes: 1 ♂, 3 ♀♀: same data as holotype (SMNS, cAss).

Etymology

The specific epithet is the past participle of the Latin verb *rotundare* (to make round) and alludes to the smoothly convex dorsal margin of the ventral process of the aedeagus in lateral view, one of the characters distinguishing this species from the similar and closely related *N. barbiventris* and *N. barbisternalis*.

Description

Small species; body length 4.5–5.4 mm; length of forebody 2.6–2.9 mm. Coloration: forebody dark-reddish to reddish-brown; abdomen brown to dark-brown; legs and antennae yellowish.

Head (Fig. 307) approximately 1.05 times as long as broad, widest across eyes; punctation very coarse, dense, not umbilicate; interstices without microsculpture, glossy, forming narrow ridges; eyes distinctly convex, approximately one third as long as the distance from posterior margin of eye to posterior constriction of head. Antenna approximately 1.5 mm long.

Pronotum (Fig. 307) approximately 1.15 times as long as broad and 0.85 times as broad as head; punctation similar to that of head; interstices forming narrow ridges; midline with more or less distinctly elevated glossy band of variable length posteriorly.

Elytra (Fig. 307) approximately 0.6 times as long as pronotum; humeral angles obsolete; punctation dense, somewhat less coarse than that of head and pronotum. Hind wings completely reduced. Metatarsomere I distinctly longer than the combined length of II and III.

Abdomen 1.15–1.20 times as broad as elytra; punctation coarse, dense on tergites III–V and somewhat less dense and finer on tergites VI–VIII; interstices without microreticulation; posterior margin of tergite VII with or without indistinct rudiment of a palisade fringe.

♂: sternite VII (Fig. 308) distinctly transverse and with rather extensive cluster of modified, short and stout black setae in postero-median portion, posterior margin concave in the middle (Fig. 309); sternite VIII (Fig. 310) weakly transverse, less than 1.1 times as broad as long, posterior excision V-shaped and approximately 0.35 times as deep as length of sternite; aedeagus (Figs. 311–312) 0.75 mm long; ventral process laterally compressed, sharply edged ventrally, dorsally smoothly curved in lateral view; dorso-lateral apophyses short, very slender, and apically curved, not distinctly dilated apically, far from reaching apex of ventral process.

Comparative notes

Among the species of the *N. alticola* group, *N. rotundatus* is similar to *N. barbisternalis* and *N. barbiventris*, especially regarding the morphology of the aedeagus and the modifications of the male sternite VII. It is distinguished from them particularly by the less strongly transverse and posteriorly less deeply excised male sternite VIII, as well as by the shape of the ventral process in lateral view (dorsal margin smoothly convex).

Distribution and natural history

The type locality (Fig. 205) is situated at 27°49'N, 86°03'E, some 70 km to the east-northeast of Kathmandu and approximately 15 km to the east-northeast of Bhabise at an altitude of 3100 m.

Nazeris kleebergi n. sp.

(Figs. 205, 313–320)

Type material

Holotype ♂: “Ost-Nepal, Rolwaling Himal / oberh. Simigaon, 2700–2800 m, 1.VI.2000, leg. A. KLEEGERG / Holotypus ♂ *Nazeris kleebergi* sp. n., det. V. ASSING 2013” (cAss).

Paratypes: 4♂♂, 3♀♀: same data as holotype (cKle, cAss); 2♂♂, 4♀♀: “Ost-Nepal, Rolwaling Himal / Rolwaling Ufer, zw. Simigaon u. Nyimare, 2700 m, 17.V.2000, leg. A. KLEEGERG” (cKle, cAss); 1♂, 7♀♀: “Ost-Nepal, Rolwaling Himal / Rolwaling Tal, Nyimare, 3300 m, 19.V.2000, leg. A. KLEEGERG” (cKle, cAss); 4♂♂, 6♀♀: “Ost-Nepal, Rolwaling Himal / Rolwaling Tal, Nyimare, 3550 m, 25.V.2000, leg. A. KLEEGERG” (cKle, cAss); 1♂, 4♀♀: “Ost-Nepal, Rolwaling Himal / westl. Daldung La Pass, 3300 m, 30.V.2000, leg. A. KLEEGERG” (cKle); 4♂♂, 1♀: “Nepal, Rolwaling vall., Dugong Kharka, 2700–2800 m, 17.V.2000, leg. J. SCHMIDT” (cKle, cAss); 4♂♂, 4♀♀: “Nepal, Rolwaling vall., bef. Beding vill., 3300 m, 19.V.2000, leg. J. SCHMIDT” (cKle, cAss).

Etymology

The species is dedicated to ANDREAS KLEEGERG, Berlin, who collected most of the type specimens.

Description

Species of moderate size; body length 5.3–6.6 mm; length of forebody 2.9–3.3 mm. Habitus as in Fig. 313. Coloration: body reddish-brown to blackish, with the elytra often slightly paler; legs and antennae yellowish.

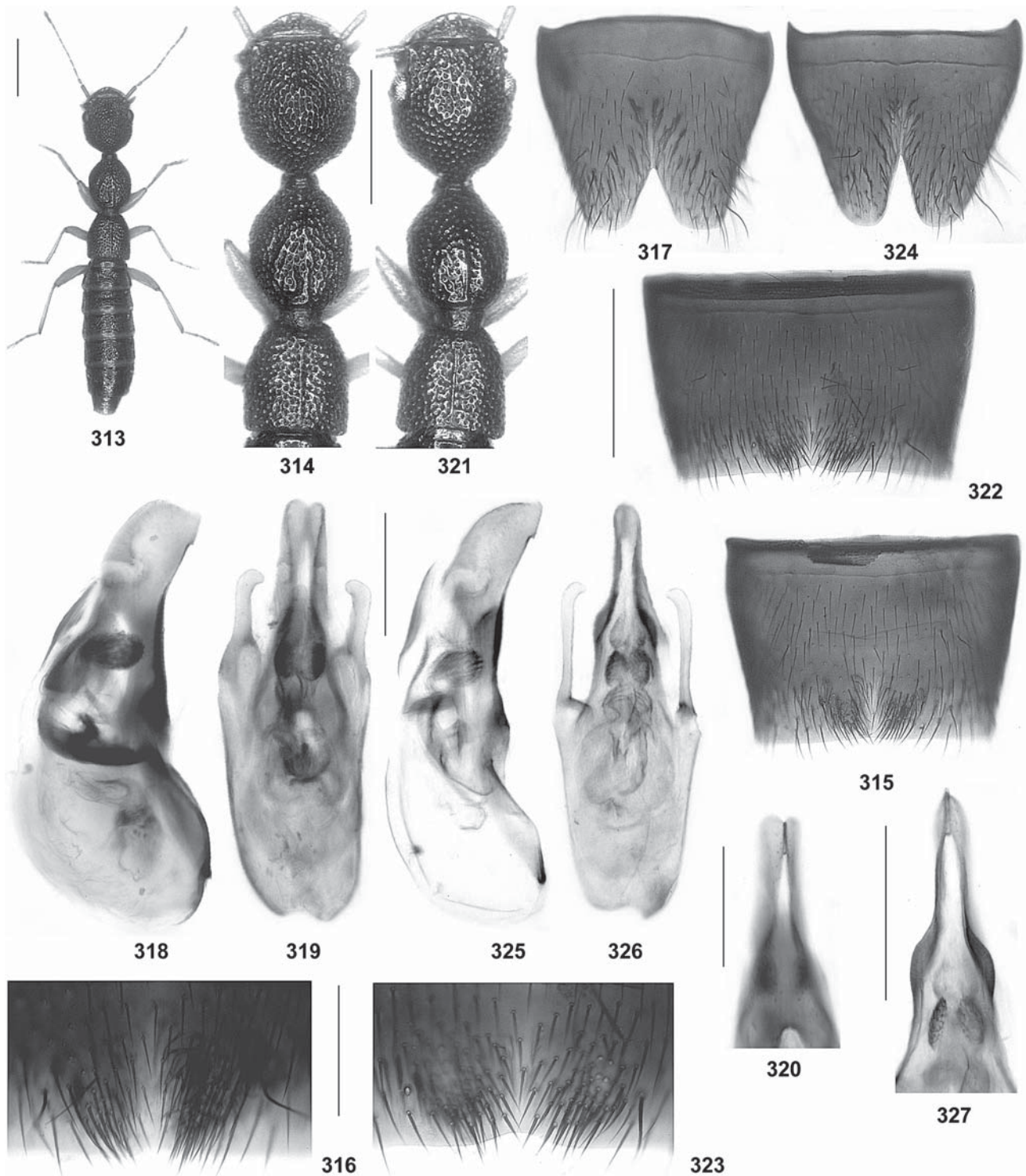
Head (Fig. 314) oblong, 1.03–1.09 times as long as broad, widest across eyes; punctation very coarse, deep, dense, and not umbilicate; interstices forming narrow ridges; eyes distinctly convex, approximately as long as the distance from posterior margin of eye to posterior constriction of head.

Pronotum (Fig. 314) relatively weakly oblong, approximately 1.2 times as long as broad and 0.80–0.85 times as broad as head; punctation similar to that of head, but slightly less dense, partly confluent; interstices mostly forming narrow ridges; midline with narrow glossy band of variable length.

Elytra (Fig. 314) approximately 0.65 times as long as pronotum; humeral angles obsolete; punctation dense, approximately as coarse as that of head and pronotum. Hind wings completely reduced. Metatarsomere I distinctly longer than the combined length of II and III.

Abdomen approximately 1.15 times as broad as elytra; punctation coarse and dense on tergites III–V, somewhat less coarse and less dense on tergite VI, rather fine and sparse on tergites VII–VIII; interstices without microreticulation; posterior margin of tergite VII usually with indistinct rudiment of a palisade fringe.

♂: sternite VII (Fig. 315) distinctly transverse, with shallow postero-median impression, on either side of this impression with cluster of dense setae, posterior margin weakly concave in the middle (Fig. 316); sternite VIII



Figs. 313–327. *Nazeris kleebergi* (313–320) and *N. schawalleri* (321–327). – 313. Habitus. 314, 321. Forebody. 315, 322. Male sternite VII. 316, 323. Postero-medial portion of male sternite VII. 317, 324. Male sternite VIII. 318–319, 325–326. Aedeagus in lateral and in ventral view. 320, 327. Ventral process of aedeagus in ventral view. – Scale bars: 1.0 mm (313–314, 321), 0.5 mm (315, 317, 322, 324), 0.2 mm (316, 318–320, 323, 325–327).

(Fig. 317) transverse, but of somewhat variable shape, 1.12–1.25 times as broad as long, posterior excision V-shaped, approximately 0.3 times as deep as length of sternite; aedeagus (Figs. 318–320) approximately 0.7 mm long; ventral process laterally compressed and sharply edged ventrally; dorso-lateral apophyses short, apically somewhat angled, far from reaching apex of ventral process.

Comparative notes

Among the species of the *N. alticola* group, this species is characterized by relatively large body size and by the male primary and secondary sexual characters. The aedeagus is most similar to that of the smaller *N. rotundatus*, but differs by the broader and apically convexly bulging apical portion of the ventral process (lateral view).

Distribution and natural history

Nazeris kleebergi was collected in several geographically close localities in the Rolwaling Himal (Fig. 205), at altitudes between 2700 and 3550 m. The type locality and one of the localities to the west of the Daldung La pass are illustrated in figures 296–297 in ASSING (2012).

Nazeris schawalleri n. sp.

(Figs. 205, 321–327)

Type material

Holotype ♂: “522 Nepal: Solukhumbu Distr., above Pangum, 2900–3000 m, 16.V.1997, leg. W. SCHAWALLER / Holotypus ♂ *Nazeris schawalleri* sp. n., det. V. ASSING 2013” (SMNS).

Etymology

The species is dedicated to WOLFGANG SCHAWALLER (SMNS), specialist of Tenebrionidae, who collected the holotype. The material collected by him and JOCHEN MARTENS significantly contributed to the present revision.

Description

Species of moderate size; body length 5.6 mm; length of forebody 3.05 mm. Coloration: body dark brown with reddish-brown elytra; legs and antennae yellowish.

Head 1.1 times as long as broad (Fig. 321). Other external characters as in *N. kleebergi*.

♂: sternite VII (Fig. 322) distinctly transverse, with shallow postero-median impression, on either side of this impression with cluster of dense setae, posterior margin weakly concave in the middle (Fig. 323); sternite VIII (Fig. 324) transverse, 1.23 times as broad as long, posterior excision narrowly V-shaped, 0.38 times as deep as length of sternite; aedeagus (Figs. 325–327) 0.72 mm long; ventral process laterally compressed, in the middle dilated in ventral view, and sharply edged ventrally; dorso-lateral apophyses slender, apically somewhat weakly curved and not dilated, far from reaching apex of ventral process.

Comparative notes

Nazeris schawalleri is distinguished from *N. kleebergi*, the geographically closest representative of the *N. alticola* group in East Nepal, by the deeper and narrower posterior excision of the male sternite VIII and by the morphology of the aedeagus (ventral process longer, more slender in lateral view, and dilated in the middle in ventral view; dorso-lateral apophyses longer and more slender).

Distribution and natural history

The type locality is situated in Solukhumbu District, East Nepal (Fig. 205), at an altitude between 2900 and 3000 m. At present, *N. schawalleri* is the easternmost representative of the *N. alticola* group.

3.5.4 Unnamed species

The following material is represented only by females, so that a reliable identification is not possible. Although most – if not all – of these specimens probably belong to undescribed species, they remain unnamed for the time being.

Nazeris sp. 1: 1 ♀: “C-Nepal, Manaslu massif, Barapokhari Lekh, 23 km NE Besisahar vill., 28°21'N, 84°33'E, 14.IX.2000, leg. A. HETZEL / 3800–4100 m, sieved from moss and *Rhododendron* leaf litter” (cAss). – The above female is characterized by rather large body size (body length 8 mm; length of forebody 4.1 mm). The punctuation is similar to that of *N. nepalensis* and *N. tenuipennis*.

Nazeris sp. 2: 2 ♀♀: “Nepal, Annapurna Mts., above Temang, 2550 m, 28°28'31N, 84°18'54E, 05.V.2007, leg. J. SCHMIDT” (NME). – Based on external characters (size, punctuation), the above females undoubtedly represent a – probably undescribed – species of the *N. alticola* group. They are distinguished from *N. disinteger*, the sole named representative of this group from the Annapurna range, by somewhat larger body size, different head shape, denser punctuation of the head, and a broader pronotum.

Nazeris sp. 3: 1 ♀: “613 Nepal: Dolakha Distr., S slope of Khare Khola, 2100 m, 2.VI.2000, leg. W. SCHAWALLER” (SMNS). – In external morphology, the above female somewhat resembles *N. hippi*.

Nazeris sp. 4: 2 ♀♀: “Nepal, Manaslu Mts., SE slope, W Gupchi Danda, 2500–2800 m, 19.–20.V.2006, J. SCHMIDT, 28°08'59"N, 84°46'06"E” (SMNS). – This most likely undescribed species is similar to the geographically close *N. umbilicatus*, but distinguished by the finer and sparser punctuation of the abdomen.

Nazeris sp. 5: 6 ♀♀: “Nepal Manaslu Mts., SE slope, W Gupchi Danda, 2200–2300 m, 28.V.2006, leg. J. SCHMIDT, 28°08′59″N, 84°46′06″E” (SMNS). – The above females are similar to *N. laevis*, but differ by the less oblong head, the more densely punctate pronotum, and by the slightly shorter and less slender elytra.

Nazeris sp. 6: 2 ♀♀: “Nepal, Prov. Mechi, südlich von Tortong [27°32′N, 87°55′E], vor Paß, Gesiebe, 16.IV.2003, 3100 m NN, leg.: J. WEIPERT” (NME). – The above females are similar to *N. parvilobatus*, but differ by the punctuation of the head (punctures round), the oblong head, somewhat larger body size, and reddish-brown coloration of the body.

Nazeris sp. 7: 1 ♀: “Nepal, Prov. Koshi, distr. Sankhuwasabha, Chichila, SW, Nebelwald, 27°27,02′N, 87°13,13′E, 2040 m NN, 08.XII.1988, Gesiebe, leg. M. HARTMANN” (NME). – The above female is similar to *N. confluens*, but is distinguished by non-confluent punctuation of the larger and less oblong head.

4 References

- AHRENS, D. (2004): Monographie der Sericini des Himalaya (Coleoptera: Scarabaeidae), 534 pp.; Berlin (Dissertation.de, Verlag im Internet GmbH).
- ASSING, V. 1998: A revision of *Othius* STEPHENS. V. The species of the Himalayan region (Coleoptera: Staphylinidae, Xantholininae). – Beiträge zur Entomologie, Berlin **48** (2): 293–342.
- ASSING, V. (2009): A revision of the Western Palaearctic species of *Nazeris* Fauvel, 1873 (Coleoptera: Staphylinidae: Paederinae). – Deutsche Entomologische Zeitschrift **56** (1): 109–131.
- ASSING, V. (2012): A revision of the *Lathrobium* species of the Himalaya (Coleoptera: Staphylinidae: Paederinae). – Bonn Zoological Bulletin **61** (2): 142–209.
- ASSING, V. (2013a): On the *Nazeris* fauna of China I. The species of the Qinling Shan, the Daba Shan, and adjacent mountain ranges (Coleoptera: Staphylinidae: Paederinae). – Bonn Zoological Bulletin **62** (1): 1–29.
- ASSING, V. (2013b): Six new species and additional records of *Lathrobium* from the Palaearctic region (Coleoptera: Staphylinidae: Paederinae). – Linzer Biologische Beiträge **45** (1): 247–266.
- ASSING, V. (2013c): On the *Nazeris* fauna of China II. New species and records from Zhejiang, Sichuan, and Yunnan (Coleoptera: Staphylinidae: Paederinae). – Bonn Zoological Bulletin **62** (2): 125–170.
- ASSING, V. (2013d): New species and records of *Lathrobium* from China and Nepal (Coleoptera: Staphylinidae: Paederinae). – Linzer Biologische Beiträge **45** (2): 1643–1655.
- ASSING, V. (2014): A revision of *Nazeris*. IV. New species from China, Taiwan, and Thailand, and additional records (Coleoptera: Staphylinidae: Paederinae). – Stuttgarter Beiträge zur Naturkunde A, Neue Serie **7**: 11–32.
- BISWAS, D. N. & SEN GUPTA, T. (1984): A new genus of Paederinae: Staphylinidae (Coleoptera) with description of a new species from Nepal. – Bulletin of the Zoological Survey of India **5** (2–3): 123–131.
- CAMERON, M. (1943): Descriptions of new Staphylinidae (Coleopt.). – The Proceedings of the Royal Entomological Society of London (B) **12**: 1–5, 32–36, 127–132.
- COIFFAIT, H. (1975): Xantholininae, Paederinae et Euaesthetinae récoltés au Népal par le professeur FRANZ (Col. Staphylinidae). – Nouvelle Revue d’Entomologie **5** (2): 153–186.
- COIFFAIT, H. (1977): Staphylinides [sic] récoltés au Népal par le professeur FRANZ (2^e partie). – Bulletin de la Société d’Histoire Naturelle de Toulouse **112** (3–4) (1976): 243–275.
- COIFFAIT, H. (1981): Staphylinides nouveaux du Népal. – Nouvelle Revue d’Entomologie **11** (4): 323–335.
- COIFFAIT, H. (1984): Contribution a la connaissance des staphylinides de l’Himalaya (Coleoptera, Staphylinidae). – Annales de la Société Entomologique de France (N. S.) **20** (4): 373–387.
- HU, J.-Y., CHEN, Y. & LI, L.-Z. (2013): On the *Nazeris* fauna of Guangxi, China. II. The species of Daming Shan (Coleoptera, Staphylinidae, Paederinae). – Zootaxa **3734** (1): 86–90.
- SHAVRIN, A. V. (2011): A new species of *Nazeris* Fauvel, 1873 (Coleoptera, Staphylinidae, Paederinae) from Uttarakhand, Northern India. – Zootaxa **3065**: 66–68.
- SMETANA, A. (2004): Subfamily Paederinae Fleming, 1821. – In: LÖBL, I. & SMETANA, A. (eds.): Catalogue of Palaearctic Coleoptera. Volume 2. Hydrophiloidea – Histeroidea – Staphyloidea, pp. 579–624; Stenstrup (Apollo Books).

Author’s address:

Dr. VOLKER ASSING, Gabelsbergerstraße 2, 30163 Hannover, Germany;
e-mail: vassing.hann@t-online.de

Manuscript received: 29.X.2013, accepted: 28.XI.2013.

ZOBODAT - www.zobodat.at

Zoologisch-Botanische Datenbank/Zoological-Botanical Database

Digitale Literatur/Digital Literature

Zeitschrift/Journal: [Stuttgarter Beiträge Naturkunde Serie A \[Biologie\]](#)

Jahr/Year: 2014

Band/Volume: [NS_7_A](#)

Autor(en)/Author(s): Assing Volker

Artikel/Article: [A revision of the Nazeris fauna of the Himalaya \(Coleoptera: Staphylinidae: Paederinae 65-130\)](#)