

**Another new *Notionotus* from southern India
(Coleoptera: Hydrophilidae)
FRANZ HEBAUER**

ABSTRACT

A new species of the Hydrophilid genus *Notionotus*, *N. suturalis* sp.n., is described from southern India. The male genitalia are illustrated. The position of the new species within the genus is established, despite some similarities to *Enochrella* HANSEN.

KEY WORDS

Coleoptera, Hydrophilidae, *Notionotus*, new species, India.

INTRODUCTION

Shortly after the first record of the genus *Notionotus* SPANGLER, 1972 in the Old World (HEBAUER, 2001) another new and very peculiar species of this genus was recognised from southern India and is described here. It shares a distribution with *N. ochreateus* and *N. siklisi* in the province of Kerala.

Notionotus suturalis sp.n.

Holotypus: male (Naturhistorisches Museum Wien): "S-INDIEN, Kerala Cardamom Hills, 300 m, 50 km NW Pathanamthitta, 77°05'E 09°25'N \ nr. Pambaiyar river, 27.-29.12.1993, hygro-petr. (12), leg. Kejval & Boukal".

DIAGNOSIS:

This species differs from all known members of the genus *Notionotus* in the presence of a sutural stria on elytra and in the strongly reduced pubescence of hind femora.

DESCRIPTION:

Total length: 1.9 mm; total width: 1.1 mm. Broadly oval, strongly convex (Fig. 1), shining black with the sides of pronotum and elytra diffusely pale. Ultimate segment of maxillary palpi strongly infusate apically.

Head rather coarsely and densely punctate, without microsculpture. Eyes of moderate size, slightly oblique seen from above, separated by ca 5 x the width of one eye. Maxillary palpi scarcely longer than antennae; ultimate segment much longer than penultimate segment, stout and bending outwards as usual in that genus (Fig. 2). Antennae 9-segmented. Pronotum similarly punctate to head. Elytra broadly oval, with broadly rounded apex, sides hardly explanate; irregularly, strongly and very densely punctate; punctural interstices smaller than diameter of punctures. Sutural stria strongly impressed in posterior half, fading out and abbreviated anteriorly. Prosternum tectiform, carinate medially. First ventrite not carinate. Epipleura very oblique. Abdominal ventrites densely pubescent. The last ventrite without a ciliate excision. Legs dark brown. Femora with sharply defined tibial grooves on inner face. Tibiae slightly flattened. Tarsi long and slender, the first segment of hind tarsi ca half as long as the second segment; claws small and slightly curved. The hydrofugic pubescence of the metafemora strongly reduced, only present at extreme base and at anterior margin. Aedeagus of the *Notionotus* shape, with strongly narrowed and pointed parameres; median lobe short and point, basally not constricted (Fig. 3).

ETYMOLOGY: Named for the presence of a sutural stria on the elytra.

DISTRIBUTION: Known only from the type locality.

DISCUSSION:

This very peculiar species within the genus *Notionotus* in some characters demonstrates a cross connection between the genera *Notionotus* and *Enochrella*, and thus between the tribes Anacaenini and Hydrophilini. It shares with *Enochrella* a sutural stria, the type of maxillary palpi of the 'Enochrus-type', characterised by the apical segment bending outwards rather than inwards in a "zigzag" manner (however much longer than the penultimate segment, as characteristic in Anacaenini) and the almost entirely glabrous posterior femora. However this new species is nevertheless a member of the genus *Notionotus*, proved by the proportions of maxillary palpi, the eyes being markedly emarginate anteriorly and the shape of the aedeagus. The presence or absence of a sutural stria on elytra within the same genus is not unusual in Hydrophilidae; it is also observed in the genus *Laccobius*. The same is true for the more or less reduced pubescence of hind femora, known from the genera *Enochrella* HANSEN (HEBAUER 2002) and *Agraphydrus* RÉGIMBART. The number of antennal segments is well known to vary between 8-segmented and 9-segmented in Anacaenini, especially in the genus *Anacaena*, but also in some other genera as *Agraphydrus*, *Helophorus*, etc.

The present knowledge of 11 species of *Notionotus* worldwide enables a wider definition of the genus and necessitates the modification of keys to Anacaenini given by HANSEN (1991) and GENTILI (2002). The characters to adapt are as follows:

Elytra generally without sutural stria; if sutural stria present then eyes markedly emarginate anteriorly.

Punctuation of elytra generally irregular, in some oriental species subseriate or almost absent. Metafemora generally covered with dense hydrofuge pubescence, sometimes strongly reduced to extreme base and anterior margin.

HANSEN (1991) indicated the antennae of *Notionotus* being 8-segmented. In *N. suturalis* the antennae are clearly 9-segmented.

REFERENCES

- GENTILI, E. 2002: *Hebauerina*, new genus of water beetle from Thailand (Coleoptera, Hydrophilidae).- *Giornale italiano di Entomologia*, 10: 141-145.
- HANSEN, M. 1991: The Hydrophiloid Beetles. Phylogeny, Classification and a Revision of the Genera (Coleoptera, Hydrophiloidea).- *Biologiske Skrifter. Det Kongelige Danske Videnskabernes Selskab*, 40: 1- 368.
- HEBAUER, F. 2001: The genus *Notionotus* SPANGLER, 1972 in the Old World.- *Acta coleopterologica*, 17: 9-14.
- HEBAUER, F. 2002: New Hydrophilidae of the Old World.- *Acta coleopterologica*, 18: 3-24.
- PERKINS, P.D. 1980: Three Middle American species of aquatic beetles in the genus *Notionotus* SPANGLER (Hydrophilidae: Hydrobiinae).- *Journal of the New York entomological Society*, 87 (1979): 304-311.
- SPANGLER, J.P. 1972: A new genus and two new species of madicolous beetle from Venezuela (Coleoptera: Hydrophilidae).- *Proceedings of the Biological Society of Washington*, 85:139-146.:

AUTHOR'S ADDRESS:

Dr. habil. Franz Hebauer
Ulrichsberg 7
D-94539 Grafing
Germany

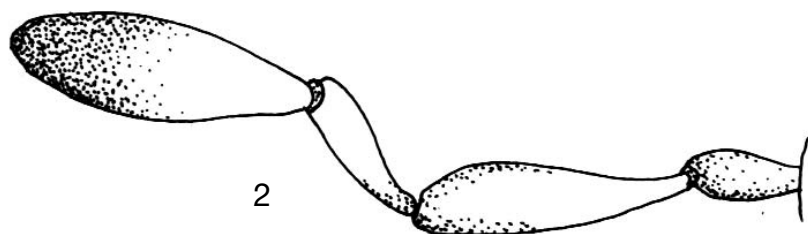
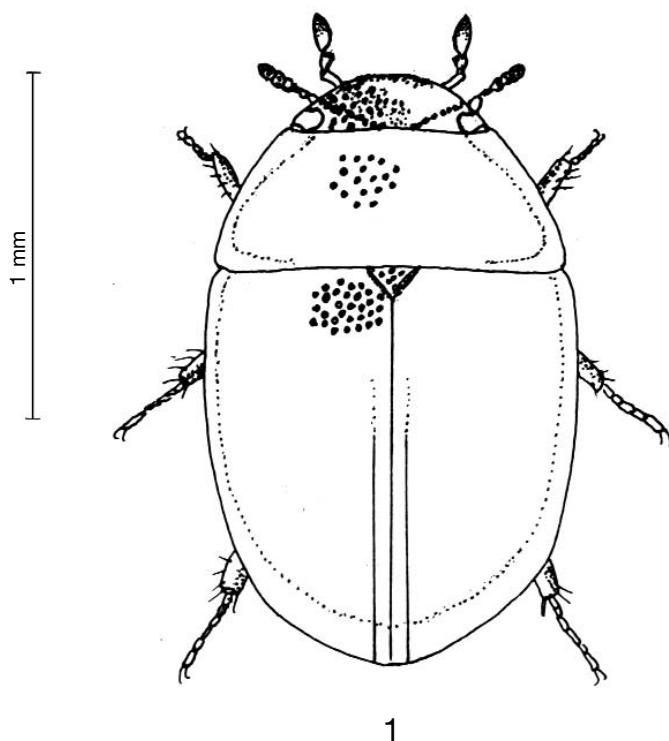


Fig. 1. *Notionotus suturalis* sp.n., body shape.

Fig. 2. *Notionotus suturalis* sp.n., left maxillary palpus.

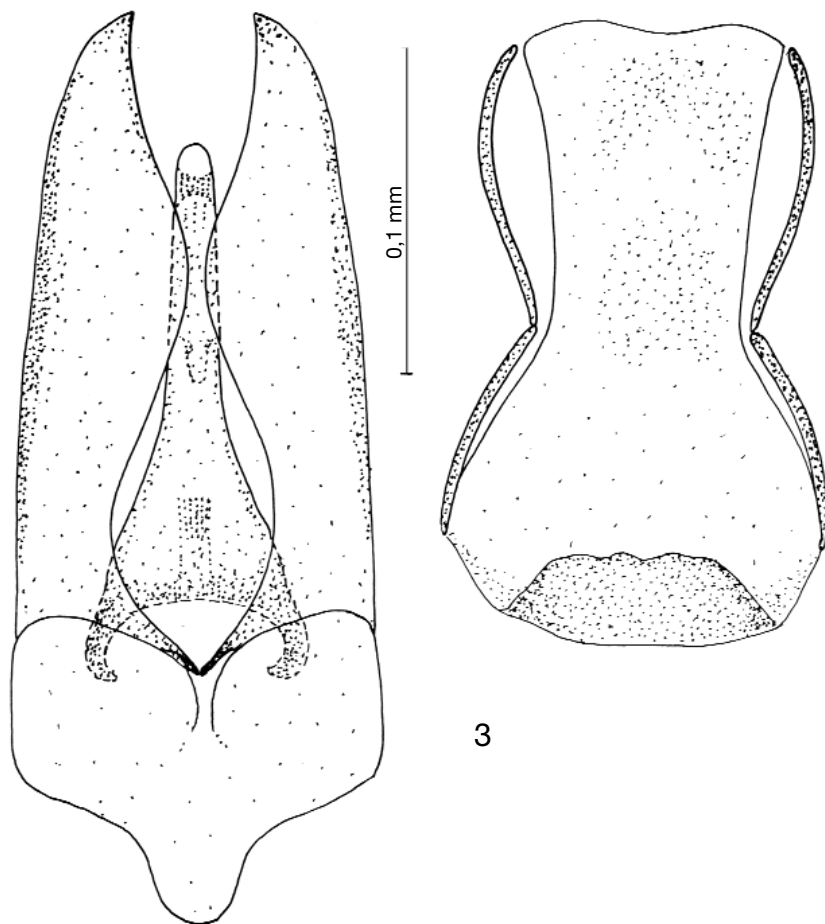


Fig. 3. *Notionotus suturalis* sp.n., aedeagus.

ZOBODAT - www.zobodat.at

Zoologisch-Botanische Datenbank/Zoological-Botanical Database

Digitale Literatur/Digital Literature

Zeitschrift/Journal: [Acta Coleopterologica](#)

Jahr/Year: 2003

Band/Volume: [19_1](#)

Autor(en)/Author(s): Hebauer Franz

Artikel/Article: [Another new Notionotus from southern India \(Coleoptera: Hydrophilidae\) 63-66](#)