

Epigeic spiders of the pastures of northern Wielkopolska

Marek WOŹNY & Paweł SZYMKOWIAK

Abstract: The fauna of epigeic spiders (Araneae) occurring on three different types of pastures in northern Wielkopolska was analysed. Studies were conducted from May 1992 to October 1993. The 18,995 specimens collected were classified as belonging to 137 species and 17 families. The family Linyphiidae proved the richest in species while Lycosidae was the most abundantly in terms of number of specimens. Zoocenological analysis of spider communities showed their differentiation testifying to differences in the sites studied. The dominants were: 1) Osowo Stare (Site 1): *Pardosa palustris*, 2) Sycyn Dolny (Site 2): *Xerolycosa miniata*, *P. palustris*, *Xysticus kochi*, 3) Brązewo (Site 3): *Erigone dentipalpis*, *P. palustris*. Seasonal changes of dominance of the species at each site were established. A comparison of changes of the species' dominances in the years 1992 and 1993 disclosed similar values of the individual dominance coefficient at the sites in Osowo Stare and Brązewo. This result indicates the occurrence of the process of stabilization of these biocenoses and a tendency to equilibrium in the environment. The least stable proved to be the site at Sycyn Dolny. Analysis of the seasonal dynamics of epigeic spider communities was also made by determining the mean number of species at each site in the two years of study. The highest number of species was noted in spring. It is interesting to note the appearance of species which are rare or very rare in Poland such as: *Lepthyphantes insignis*, *Ostearius melanopygius*, *Enoplognatha mordax* and *Enoplognatha oelandica*.

Keywords: epigeic spiders, pasture, community and species ecology, Poland

INTRODUCTION

Data on spiders of meadows and pastures are relatively scarce in the literature. They can be found in works devoted to ecological problems reporting studies on syn- and autecology of meadow spiders (FLATZ 1986; KAJAK 1960, 1962, 1971, 1978; KAJAK et al. 1971; MARTIN 1991) and are sometimes mentioned in reports on the fauna of greater geographical complexes (geographical regions, national parks, natural areas). Frequent subjects of ecological works are interpopulation mechanisms, production and consumption and, among other things, they describe the interactions between the predator and its prey pointing to an important role for these animals in the preservation of a biocenotic equilibrium (BREYMEYER 1970;

KAJAK 1971; KAJAK et al. 1971; NENTWIG 1982). Recently, MERKENS (1997) has demonstrated a considerable effect of such environmental factors as soil humidity, vegetation height or cattle density on the spider community distribution on pastures.

This paper presents analyses of spider communities living in the surface layer of soil in three pastures of different physio-geographical conditions. The studies were performed in northern Wielkopolska, in the region belonging to Wielkopolska – Kujawy Lowland. The spiders of this region are well known. Recently, a few rare species have been added to the list of spiders from this region thanks to the studies of DZIABASZEWSKI (1989, 1991, 1995), DZIABASZEWSKI (1992), SZYMKOWIAK (1992, 1993) and SZYMKOWIAK et al. (1999). At present the list of known species numbers 490.

MATERIAL AND METHODS

Study sites

The three study sites lie in the vicinity of the town of Szamotuly, about 38 km to the north-west of Poznań (Fig. 1). The natural north and east border of the area of study is the valley of the River Warta. The area is slightly undulating with a mean height of 75-100 m above sea level. The rich sculpture of the earth surface was formed during the Poznań stage of the Baltic glaciation. Once the area was covered by oak-hornbeam forest (KONDRACKI 1988), but agrotechnical measures have exposed the land and led to the appearance of out-wash elevations and inland dunes. The exposed land has been transformed into fields, meadows and pastures.

Site 1 – Osowo Stare. This site lies 5 km to the north-east of Szamotuly within the borders of Osowo Stare village (Fig. 1). The site studied was an enclosed pasture from the Molinio-Arrhenatheretea class (MATUSZKIEWICZ 1984), lying at the top of Osowa Góra hill. The fertile pasture is vegetated with high clumps of spreading grasses with a significant contribution of ryegrass (*Arrhenatherum elatius*) and orchard grass (*Dactylis glomerata*). There are some bushes and irregularly growing hedgerows. The hill is, at certain spots, lowered and the ground there becomes rather swampy. At these spots the contribution of moss and rushes is increased. The transect was made on a drained hillside. There was no forestation in the close vicinity of the pasture.

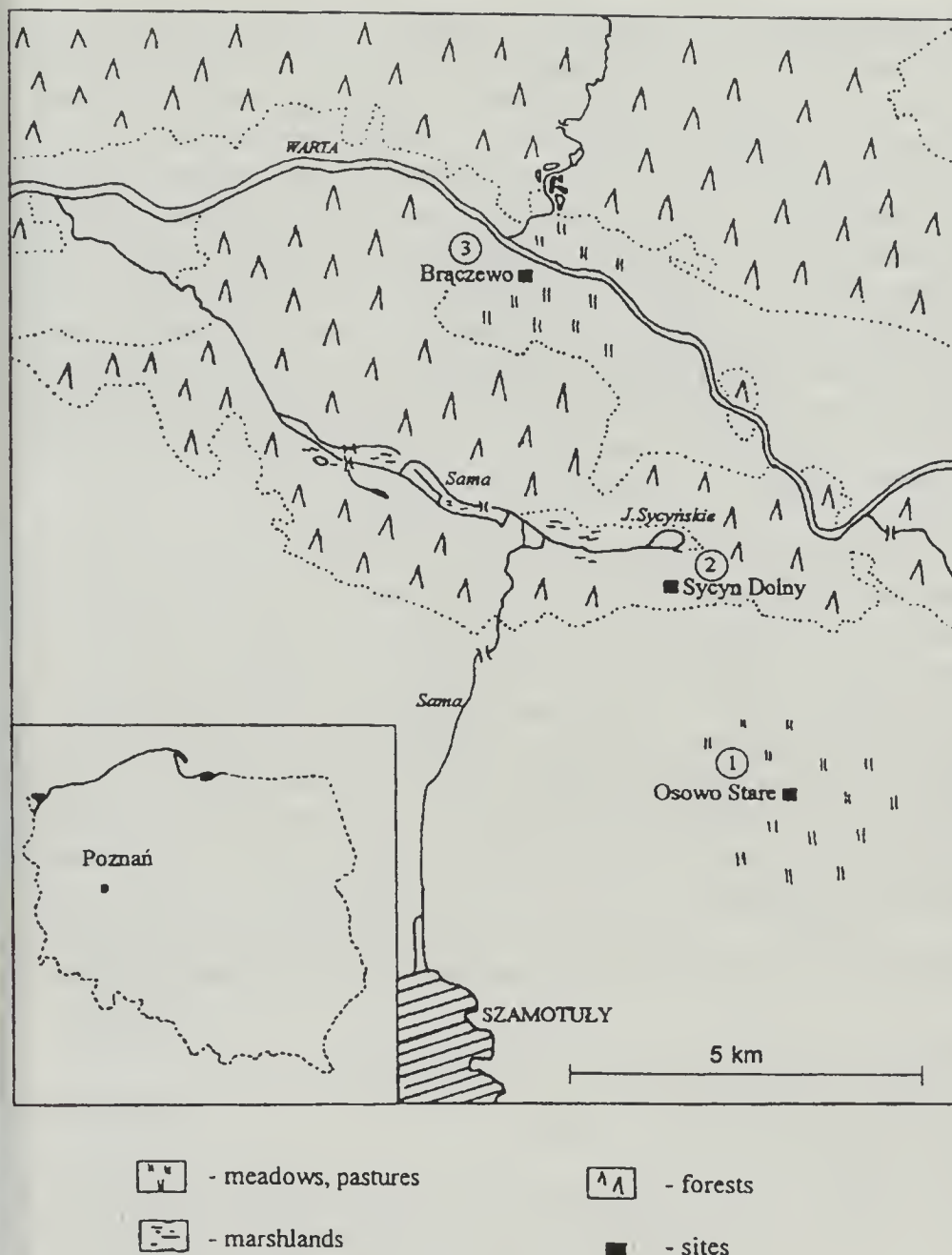


Fig. 1: Location of the studied sites.

Site 2 – Sycyn Dolny. The site was located in Sycyn Dolny village, 8 km north of Szamotuły (Fig. 1). The pasture selected for the studies was in a large forest clearing. In its immediate neighbourhood there was an eutrophic lake (Sycyn Lake) partly covered with a growth, merging swamps. The clearing was surrounded by thick pine stands on dry ground. From the phytosociological point of view, the site is composed of different transient variants—from communities of the *Corynephorerea* class (MATUSZKIEWICZ 1984) to low sedge growth of *Scheuchzerio-Caricetea fuscae* class (SZOSZKIEWICZ 1971). Clumpy grass, with a considerable contribution of sedge, dominated in the lowered areas with a significant contribution of perennial growth on the sandy elevations. The site studied was chosen between the swamps and bogs of Sycyn Lake on one side and pine forest on the other. The transect was placed on a sandy fragment of the field.

Site 3 – Brązewo. The site lies on the banks of the River Warta in Brązewo village, about 12 km north of Szamotuły (Fig. 1). The site was situated on a 5 m high flood-terrace of highly mosaic growth with different transient variants of plant communities from the *Molinio-Arrhenateretea* class (MATUSZKIEWICZ 1984). The vegetation was dominated by low-spreading and clumpy grass, cinquefoil (*Potentilla* sp.) and yarrow (*Achillea millefolium*), with isolated aspen trees. The site studied lies on a dry, strongly sunlit fragment of a flood terrace along the banks of the River Warta, about 50 m from flood meadows. Throughout the period of the study no flooding of the site was observed.

Characteristic of all the above described sites were the following features:

- a) extensive cattle grazing,
- b) transects along the northern-southern direction,
- c) location on elevated pieces of land,
- d) good insolation.

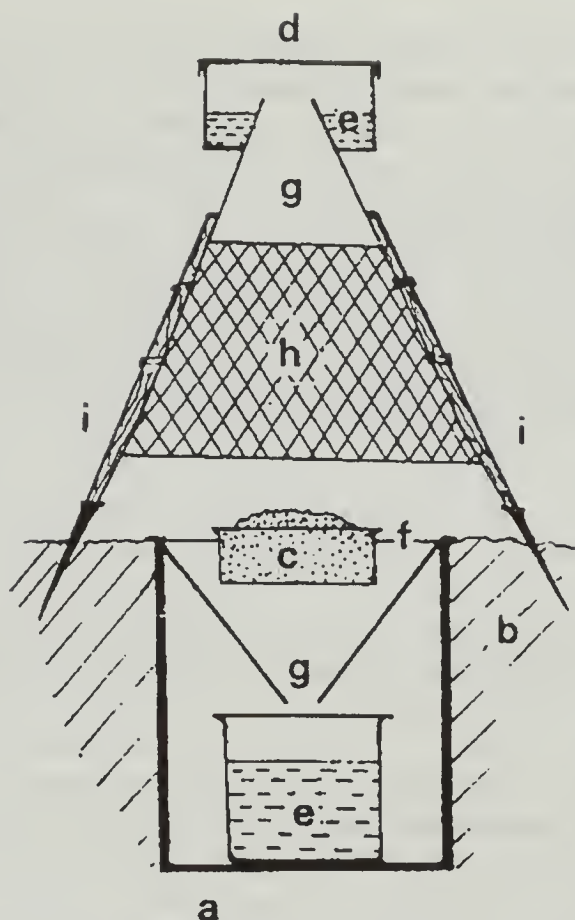


Fig. 2: Trap of "Didonis & Miller" (according to BUNALSKI 1991).
a – cylinder, b – soil, c – attracting substratum (dung), d – cover,
e – preservation liquid, f – nylon net or lattice, g – funnel, h – sleeve,
i – supports.

METHODS

Material was collected using modified pitfall traps of the "Didonis & Miller" type (BUNALSKI 1991) (Fig. 2). Traps were charged with a Leech's solution (water-ethylene glycol-detergent mixture). Each trap consisted of an upper cone trap and a modified soil pitfall trap. Only the pitfall part was used for collecting coprophagic dung beetle (*Scarabaeidae*) and spiders. On each area studied there were 18 traps arranged in three rows of 6. The distance between rows was 100-120 cm and between traps in a row 150-180 cm. The studies were carried out in 1992 and 1993, in the season lasting from the beginning of May to the end of October. Transects were placed each year

at the same places. Samples were collected systematically every 7 or 8 days. Zoocenologic analysis of spider communities was carried out using the individual dominance index (D), defined as the percentage contribution of specimens of a given species to the total number of specimens of all species collected at a given site.

The following classes of individual dominance were assumed after GÓRNY & GRÜM (1981): D_5 – eudominants >10%, D_4 – dominants 5.1-10%, D_3 – subdominants 2.1-5%, D_2 – recedents 1.1-2%, D_1 – subrecedents < 1%.

Analysis of similarity was carried out on the basis of the formula of MARCZEWSKI & STEINHAUS (1959).

$$s = \frac{w}{a + b - w}$$

s – similarity of two collections compared with each other; a – number of individuals of species in collection A; b – number of individuals of species in collection B; w – number of individuals of species common to both collections.

Fidelity described the degree to which the species are bound to the habitat. On the basis of analysis of dominance we adopted 5 classes of fidelity that were distinguished by Peus (PETRUSEWICZ 1938; RAJSKI 1961; GÓRNY & GRÜM 1981). The classes are as follows:

- a) characteristic species: exclusive and selective ones,
- b) accompanying species: indifferent and attending ones,
- c) accidental species.

The exclusive species are those appearing only in a given site/habitat whereas the selective ones are those which attain the highest value of dominance within a given site/habitat, though they can also occur, even regularly in other sites/habitats.

The nomenclature used (Tab. 1) follows that of PLATNICK (1993).

RESULTS

Faunal characteristics

The material collected at the studied sites is both quantitatively and qualitatively diversified, (Tab. 1). The total number of specimens (18,995) included 9,269 males, 5,509 females and 4,217 juveniles. The greatest number of specimens – 13,238 – was collected at the site in Osowo Stare and comprised 69.7% of all spiders collected at the three sites. At the sites in Sycyn Dolny and Brączewo the number of specimens collected was 3,073 and 2,683 respectively. The particularly high number of spiders found at site 1 in Osowo Stare was due to the abundance of *Pardosa palustris* which appeared in large numbers in May (3,504) and June (1,762). In the following months their number decreased: July – 160, August – 95, September – 3. A similar situation was noted at all three sites, i.e. the largest number of specimens was collected in May, slightly lower in June, much lower in July, August and September, with only single occurrences in October.

The most abundant species in examined material was *P. palustris* represented by 6,605 specimens which made up 34.7% of the total number of specimens found. There were 14 species whose individual contribution was lower but still significant, from 1 to 5%: *Erigone dentipalpis* – 4.9%, *Pardosa pullata* – 4.8%, *Pachygnatha degeeri* – 4.6%, *Xysticus kochi* – 3.8%, *Xerolycosa miniata* – 3.6%, *Pardosa prativaga* – 2.8%, *Pardosa agrestis* – 2.6%, *Xysticus cristatus* – 1.7%, *Erigone atra* and *Pardosa amentata* – 1.5% – each, *Alopecosa pulverulenta* – 1.3%, *Tiso vagans* – 1.2%, *Oedothorax fuscus* and *Pachygnatha clercki* – 1% – each. Their total contribution comprised about 36.3% of the specimens found. The presence of as many as 40 species was indicated by a single specimen, (Tab. 1). As much as 72% of the collected specimens belonged to the Lycosidae.

Table 1: Spider species collected at the three sites studied.

Species	Site 1			Site 2			Site 3			Months		Sex		Total	
	1992	1993	1993	1992	1993	1993	1992	1992	1993			M	F	Juv.	
PHOLCIDAE															
<i>Pholcus opilionoides</i> (Schrank, 1781)		1								VII		1			1
MIMETIDAE															
<i>Ero furcata</i> (Villers, 1789)	1			1			1			VI, IX		1	1	1	2
<i>Ero</i> sp.			1							V				1	1
THERIDIIDAE															
<i>Crustulina guttata</i> (Wider, 1834)	1		3							V, VI		1	3		4
<i>Enoplognatha latimana</i> Hippa & Oksala, 1982	1									VII		1			1
<i>Enoplognatha mordax</i> (Thorell, 1875)	24	20								V - X		29	12	3	44
<i>Enoplognatha oelandica</i> (Thorell, 1875)			1	4						V, VI		1	4		5
<i>Enoplognatha ovata</i> (Clerck, 1757)							1			V				1	1
<i>Enoplognatha thoracica</i> (Hahn, 1833)	12	9	35	27	1		1		1	V, VI, IX		44	35	6	85
<i>Robertus lividus</i> (Blackwall, 1836)	2				1					V		3			3
<i>Steatoda albomaculata</i> (De Geer, 1778)				3						V, VIII		3			3
<i>Steatoda bipunctata</i> (Linnaeus, 1758)	1									VIII		1			1
<i>Steatoda phalerata</i> (Panzer, 1801)		1	2	13						V - VII		11	3	2	16
<i>Theridion bimaculatum</i> (Linnaeus, 1767)	4	1	1		1		1		1	V - VIII		2	4	2	8
<i>Theridion impressum</i> L. Koch, 1881			1	1						VI, IX		2			2
<i>Enoplognatha</i> sp.	13	7	6	4	2		2		2	V, VI, IX, X				34	34
<i>Steatoda</i> sp.			1	1						V, VII				2	2
<i>Theridion</i> sp.	1		2							V				3	3
LINYPHIIDAE															
<i>Allomengea scopigera</i> (Grube, 1859)							1			IX		1			1
<i>Allomengea vidua</i> (L. Koch, 1879)									1	IX			1		1
<i>Araeoncus humilis</i> (Blackwall, 1841)	3	4	1	2	2		9			V - X		18	3		21
<i>Baryphyma pratense</i> (Blackwall, 1861)	1				1					V, VI			2		2
<i>Bathypantes gracilis</i> (Blackwall, 1841)	1				1		3			V, VIII		3	2		5
<i>Centromerita bicolor</i> (Blackwall, 1833)		9					1		1	V, IX, X		4	6		10

<i>Centromerita concinna</i> (Thorell, 1875)	16								VIII - X	9	7	16
<i>Centromerus sylvaticus</i> (Blackwall, 1841)	1								X		1	1
<i>Dicymbium nigrum</i> (Blackwall, 1834)	34								V - VII	8	29	37
<i>Diplocephalus cristatus</i> (Blackwall, 1833)	1								VI		1	1
<i>Diplostyla concolor</i> (Wider, 1834)		1							VII - X	4	9	13
<i>Erigone atra</i> Blackwall, 1833	23	58							V - X	170	109	279
<i>Erigone dentipalpis</i> (Wider, 1834)	61	60							V - X	622	309	931
<i>Erigone longipalpis</i> (Sundevall, 1830)	1								V, VIII, IX	1	6	7
<i>Erigonella hiemalis</i> (Blackwall, 1841)	10								V	3	7	10
<i>Gnathonarium dentatum</i> (Wider, 1834)	1								V		2	2
<i>Gongyliellum murcidum</i> Simon, 1884		1	2						VI, VIII, X	4	2	6
<i>Gongyliidium rufipes</i> (Linnaeus, 1758)	2								VI	2		2
<i>Lephyphantes insignis</i> O. P.-Cambr., 1913	4	4	2						V - IX	9	4	13
<i>Lephyphantes mingei</i> Kulczyński, 1887	2	1							VI, VIII	3		3
<i>Lephyphantes nebulosus</i> (Sundevall, 1830)									IX	1		1
<i>Lephyphantes pallidus</i> (O. P.-Cambr., 1871)									VII		1	1
<i>Lephyphantes tenuis</i> (Blackwall, 1852)	1	2	1						VI - VIII, X	9	3	12
<i>Meioneta rurestris</i> (C.L. Koch, 1836)	2	7	23						V - X	75	33	108
<i>Metopobactrus prominulus</i> (O. P.-Cambr., 1872)									X		1	1
<i>Micrargus herbigradus</i> (Blackwall, 1854)	4		1						V, VI	5		5
<i>Microlinyphia pusilla</i> (Sundevall, 1830)	1	1	2						VI - VIII	11		11
<i>Mioxena blanda</i> (Simon, 1884)									X	1		1
<i>Neriene clathrata</i> (Sundevall, 1830)	4								V, VII, VIII	2	2	4
<i>Neriene montana</i> (Clerck, 1757)	1		1						V, X	1	2	3
<i>Oedothorax apicatus</i> (Blackwall, 1850)	4	1	5						V - VII, IX, X	8	8	16
<i>Oedothorax fuscus</i> (Blackwall, 1834)	1	80							V - X	148	52	200
<i>Oedothorax retusus</i> (Westring, 1851)	2								V, VIII - X	8	5	13
<i>Ostearius melanopygius</i> (O. P.-Cambr., 1879)	2	7	7						VI - X	19	21	43
<i>Pelecopsis parallela</i> (Wider, 1834)									VI - X	7	6	13
<i>Pelecopsis radicola</i> (L. Koch, 1872)		1							X		1	1
<i>Pocadicnemis juncea</i> Locket & Millidge, 1953	9	1							V - VII	5	6	11

Table 1: Spider species collected at the three sites studied. - continued.

Species	Site 1			Site 2			Site 3			Months		Sex		Total
	1992	1993	1993	1992	1993	1993	1992	1992	1993			M	F	
<i>Pocadicnemis pumila</i> (Blackwall, 1841)	1						1			V, VII		1	1	2
<i>Porrohanna pygmaeum</i> (Blackwall, 1834)		1	1	1	2		3			V - IX		3	4	7
<i>Savignia frontata</i> (Blackwall, 1833)				1			3		3	V - VII		5	2	7
<i>Stemonyphantes lineatus</i> (Linnaeus, 1758)	8			1						V, X		5	4	9
<i>Tiso vagans</i> (Blackwall, 1834)	76	114	12	6	6		10	6		V - X		66	158	224
<i>Trematocephalus cristatus</i> (Wider, 1834)	1									V		1		1
<i>Troxochrus scabriculus</i> (Westring, 1851)	1	2		1			1			V, VI, VIII		4		4
<i>Typhochrestus digitatus</i> (O. P.-Cambr., 1872)										V			1	1
<i>Walckenaeria atrotibialis</i> (O. P.-Cambr., 1878)							1		1	VI		1		1
<i>Walckenaeria kochi</i> (O. P.-Cambridge, 1872)							1		1	V		1		1
<i>Erigone</i> sp.	3	13					2	10		V, VIII - X				28
TETRAGNATHIDAE														
<i>Pachygnatha clercki</i> Sundevall, 1823	171	2	4				12	11		V, VI, VIII - X		90	108	200
<i>Pachygnatha degeeri</i> Sundevall, 1830	484	104	83	7			78	127		V - X		396	438	883
<i>Pachygnatha</i> sp.	4	7		1			6	3		VI - X				21
ARANEIDAE														
<i>Aculepeira ceropegia</i> (Walckenaer, 1802)	1	1								VI		2		2
<i>Araneus quadratus</i> Clerck, 1757	1				2					VIII, X		1	2	3
<i>Araniella cucurbitina</i> (Clerck, 1757)								1		VI				1
<i>Argiope bruennichi</i> (Scopoli, 1772)			2							VI, VII		1		2
<i>Mangora acalypha</i> (Walckenaer, 1802)	2	1	1							V			1	3
<i>Nuctenea umbratica</i> (Clerck, 1757)							1			VIII				1
LYCOSIDAE														
<i>Alopecosa barbipes</i> (Sundevall, 1833)			4	1						VI, IX, X		2	3	5
<i>Alopecosa cuneata</i> (Clerck, 1757)	40	13	18							V, VII		32	39	71
<i>Alopecosa pulverulenta</i> (Clerck, 1757)	202	49	2				2			V - VIII		209	46	255
<i>Alopecosa schmidtii</i> (Hahn, 1835)			23	2						V - X		22	3	25

<i>Alopecosa trabalis</i> (Clerck, 1757)	10								V	6	4	10
<i>Arctosa perita</i> (Latreille, 1799)	2	7	2						V, VI, X	2	6	11
<i>Pardosa agrestis</i> (Westring, 1862)	61	414	15	3				2	V - X	306	189	495
<i>Pardosa agricola</i> (Thorell, 1856)								2	V	1	1	2
<i>Pardosa amentata</i> (Clerck, 1757)	266	20	6	1	1			1	V - VIII	149	146	295
<i>Pardosa monticola</i> (Clerck, 1757)	2	1							VI, VIII	3		3
<i>Pardosa palustris</i> (Linnaeus, 1758)	2476	3048	298	279	71	433			V - IX	4133	2471	6605
<i>Pardosa prativaga</i> (L. Koch, 1870)	184	297	16	3	6	19			V - X	295	229	525
<i>Pardosa pullata</i> (Clerck, 1757)	498	380	29		1	8			V - IX	484	432	916
<i>Pirata piraticus</i> (Clerck, 1757)						1			V	1		1
<i>Trochosa ruficollis</i> (De Geer, 1778)	139	106	16			3			V - X	195	69	264
<i>Trochosa terricola</i> (Thorell, 1856)	1								V	1		1
<i>Xerolycosa miniata</i> (C.L. Koch, 1834)	24	2	124	512	13	4			V - IX	445	213	21
<i>Alopecosa</i> sp.	7		6	11		9			V, VI, VIII, IX			33
<i>Pardosa</i> sp.	850	1480	303	137	165	235			V - X			3170
<i>Trochosa</i> sp.	26	40	1	8	4	11			V - X			90
<i>Xerolycosa</i> sp.	21		72	54	18				V - X			165
PISAURIDAE												
<i>Pisaura mirabilis</i> (Clerck, 1757)	35	23	13	3	2	2			V - X	37	10	78
AGELENIDAE												
<i>Tegenaria agrestis</i> (Walckenaer, 1802)	14	10	8	16	2	5			V, VII - X	34	19	2
<i>Tegenaria atrica</i> C.L. Koch, 1843			1						IX	1		1
<i>Tegenaria</i> sp.						1			VII		1	1
LIOCRANIDAE												
<i>Agroeca brunnea</i> (Blackwall, 1833)			1						V	1		1
<i>Phrurolithus festivus</i> (C.L. Koch, 1835)				5	1	5			V, IX	1	10	11
<i>Phrurolithus minimus</i> C.L. Koch, 1839					2				VII, VIII	1	1	2
<i>Phrurolithus</i> sp.			1						VII		1	1
CLUBIONIDAE												
<i>Cheiracanthium erraticum</i> (Walckenaer, 1802)	1	6							V	4	1	7
<i>Cheiracanthium virescens</i> (Sundevall, 1833)		1	7			1			VI	7	2	9
<i>Clubiona compta</i> C.L. Koch, 1839	1								V	1		1

Table 1: Spider species collected at the three sites studied. - continued.

Species	Site 1			Site 2			Site 3			Months		Sex		Total
	1992	1993	1993	1992	1993	1993	1992	1993	1993			M	F	Juv.
<i>Clubiona lutescens</i> Westring, 1851	2	1								V, VI		2	1	3
<i>Clubiona neglecta</i> O. P.-Cambridge, 1862		1						1		V, VI		2		2
<i>Clubiona pallidula</i> (Clerck, 1757)	2									V, VII		1	1	2
<i>Clubiona phragmitis</i> C.L. Koch, 1843	1				1		1	1		V, VI, X		3	1	4
<i>Clubiona reclusa</i> O. P.-Cambridge, 1863	1	1		1	1		1			V		4		4
<i>Clubiona similis</i> L. Koch, 1867	3				1					V, VI		2	1	4
<i>Clubiona</i> sp.	2	1	3				1	3		V, VI, VIII - X				10
ZODARIDAE														
<i>Zodariön germanicum</i> (C.L. Koch, 1837)							1	3		VI, VII		3		4
GNAPHOSIDAE														
<i>Drassodes pubescens</i> (Thorell, 1856)	1				4					V		5		5
<i>Drassyllus pusillus</i> (C.L. Koch, 1833)	1	1	9	3			1			V - VII		11	4	15
<i>Haplodrassus dalmatensis</i> (L. Koch, 1866)				3						V, VI		1	2	3
<i>Haplodrassus signifer</i> (C.L. Koch, 1839)	2	4	5	8						V, VI		13	6	19
<i>Micaria pulicaria</i> (Sundevall, 1832)	4	1		1			8	5		V - IX		10	9	19
<i>Scotophaeus quadripunctatus</i> (Linnaeus, 1758)					2					V, VI		2		2
<i>Zelotes aeneus</i> (Simon, 1878)	1	1		2			2			VIII, IX		4	2	6
<i>Zelotes electus</i> (C.L. Koch, 1839)				1						VI		1		1
<i>Zelotes latreillei</i> (Simon, 1878)				1						X			1	1
<i>Zelotes longipes</i> (L. Koch, 1866)			2	1						VII, IX		3		3
<i>Zelotes petrensis</i> (C.L. Koch, 1839)				1						V		1		1
<i>Zelotes subterraneus</i> (C.L. Koch, 1833)	2		3							V, VIII		5		5
<i>Haplodrassus</i> sp.				1						VI, IX, X				3
<i>Zelotes</i> sp.	1				2		2			V, VII, VIII				5
ZORIDAE														
<i>Zora spinimana</i> (Sundevall, 1833)	4	2								V - VII		6		6
<i>Zora</i> sp.			1							V				1

13

Table 2: Characteristic species at the studied sites.

Fidelity	Site 1 (Osowo Stare)	Site 2 (Sycyn Dolny)	Site 3 (Brązewo)
Exclusive species	<i>Enoplognatha mordax</i> <i>Centromerita concinna</i> <i>Alopecosa trabalis</i>	<i>Enoplognatha oelandica</i> <i>Alopecosa schmidtii</i>	<i>Sitticus distinguendus</i>
Selective species	<i>Dicymbium nigrum</i> <i>Lepthyphantes insignis</i> <i>Stemonyphantes lineatus</i> <i>Alopecosa cuneata</i>	<i>Enoplognatha thoracica</i> <i>Steatoda phalerata</i> <i>Ostearius melanopygius</i> <i>Arctosa perita</i> <i>Drassylus pusillus</i>	<i>Araeoncus humilis</i> <i>Bathypantes gracilis</i> <i>Diplostyla concolor</i> <i>Erigone longipalpis</i> <i>Lepthyphantes tenuis</i> <i>Savignia frontata</i>

Fidelity

Among the less abundant species the characteristic ones, exclusive and selective, indicate the specific character of a site (Tab. 2).

The species found at the above-mentioned sites differ in the level of attachment to their habitats and in this respect the material is not homogeneous. Apart from epigeic species, the material from the traps also included web making spiders, and those living in the layer of grass and herbs, as well as other forms living in different types of habitats. They have been described as accidental.

Similarity

The largest number of species (92) was collected at site 1. At site 2 – 84 and at site 3 – 70. Among them 33 (23.8%) species were common for all sites. Similarities in the composition of the spider fauna species assessed according to the MARCZEWSKI & STEINHAUS formula for the three sites studied, do not exceed 50% and are: 43.3% for site 1 and site 3, 40.8% for site 1 and site 2, and 36.4% for site 2 and site 3. Accordingly, the faunistic composition is more similar between site 1 and site 3 than site 2, and there is less similarity between site 2 and site 3. Among the 33 species common to all sites there are the ones rich in specimens like: *P. palustris*, *P. pullata*, *P. degeeri*, *X. kochi*, *X. cristatus*, *E. dentipalpis*, *E. atra*, as well as those whose contribution in the total number of specimens found does not exceed 1%.

Quantitative and qualitative contribution of families at the studied sites

The total number of specimens collected at the three sites studied is 18,995, of which 14,920 were determined as belonging to 137 species of 17 families; the other specimens were 4,075 juvenile forms determined only to genera (Tab. 1). The list of families, with a specified number of species and their represented specimens is given in Tab. 3 (in terms of the actual numbers and percent contribution).

Table 3: The qualitative and quantitative contribution of species in the families collected.

Family		Number of species [ind.]	Number of specimens [ind.]	Contribution of species [%]	Contribution of specimens [%]
1.	Pholcidae	1	1	0.7	0.01
2.	Mimetidae	1	2	0.7	0.01
3.	Theridiidae	12	173	8.7	1.15
4.	Linyphiidae	48	2'062	35	13.83
5.	Tetragnathidae	2	1'083	1.4	7.26
6.	Araneidae	6	13	4.4	0.09
7.	Lycosidae	17	10'163	12.3	68.12
8.	Pisauridae	1	78	0.7	0.52
9.	Agelenidae	2	56	1.4	0.37
10.	Liocranidae	3	14	2.2	0.09
11.	Clubionidae	9	36	6.5	0.24
12.	Zodariidae	1	4	0.7	0.03
13.	Gnaphosidae	12	80	8.7	0.54
14.	Zoridae	1	6	0.7	0.04
15.	Philodromidae	4	63	2.9	0.42
16.	Thomisidae	9	1'065	6.5	7.14
17.	Salticidae	9	21	6.5	0.14
Total		138	14'920	100.0	100.000

As follows from the analysis, the dominant families at the three sites proved to be Linyphiidae and Lycosidae. The family Linyphiidae was represented by the greatest number of species (35.0%), while the family Lycosidae by the greatest number of specimens (68.1%). The families represented by the least number of species and specimens were: Pholcidae, Mimetidae, Pisauridae, Zodaridae and Zoridae. A few families were represented by a low number of specimens but a relatively large number of species: Araneidae, Agelenidae, Liocranidae, Clubionidae, Gnaphosidae, Philodromidae and Salticidae, however, the contribution of representatives of these families did not exceed 1% of the total number of specimens (Tab. 3).

Dominance structure of spider communities at the studied sites

Site 1 – Osowo Stare. The site in Osowo Stare was very rich in spider species. 10,451 specimens representing 92 species were found there.

The class of eudominants is represented by one species *P. palustris*. The individual dominance index of this species is over 6 times higher than the value for the next two most abundant species *P. pullata* and *P. degeeri*. The class of subdominants comprised 7 species whose common contribution is 22% among the specimens from the community. The contributions of the recedent and subrecedent species are 4.6% and 6.6%, respectively. It is worth noting that the classes of eudominants, dominants and subdominants include 10 species of which 7 belong to the Lycosidae family and the specimens represented constitute 77.7% of all specimens collected at this site, (Tab. 4). Accordingly, the family Lycosidae plays the most important role in the activity of spiders of this locality. The situation is analogous with the species from the family Linyphiidae in the class of subrecedents, where of 79 species of this class 34 belong to this family. It is probable that the appearance of a large number of species from this group is related to migration from neighbouring biotopes.

Site 2 – Sycyn Dolny. The 2,303 specimens collected at site 2 represented 82 species. Although the number of specimens was 4.5 times lower than those found in Site 1, their qualitative composition was similar – there were only 10 less species represented at the site in Sycyn Dolny.

The contribution of species of higher indices of dominance was small; there were 3 eudominants, no dominants, 3 subdominants. The percent contribution of eudominants was 68.5%. The class of recedents included 4 species, among them an interesting one – *Ostearius melanopygius* which is rarely collected in Poland. The majority of species (72), belonged to the class of subrecedents (Tab. 4).

Table 4: Dominance structure at the studied sites.

Dominance structure	Site 1 (Osowo Stare)	D [%]	Site 2 (Sycyn Dolny)	D [%]	Site 3 (Brączewo)	D [%]
Eudominants	<i>Pardosa palustris</i>	52.8	<i>Xerolycosa miniata</i>	27.6	<i>Erigone dentipalpis</i>	36.7
			<i>Pardosa palustris</i>	25.0	<i>Pardosa palustris</i>	23.3
			<i>Xysticus kochi</i>	15.9		
Dominants	<i>Pardosa pullata</i>	8.4	no dominants		<i>Pachygnatha degeeri</i>	9.5
	<i>Pachygnatha degeeri</i>	5.6			<i>Erigone atra</i>	7.5
					<i>Oedothorax fuscus</i>	5.3
Subdominants	<i>Pardosa prativaga</i>	4.6	<i>Pachygnatha degeeri</i>	3.9	<i>Meioneta rurestris</i>	2.2
	<i>Pardosa agrestis</i>	4.5	<i>Enoplognatha thoracica</i>	2.7	<i>Xysticus kochi</i>	2.1
	<i>Xysticus kochi</i>	2.9	<i>Meioneta rurestris</i>	2.2		
	<i>Pardosa amantata</i>	2.7				
	<i>Xysticus cristatus</i>	2.6				
	<i>Alopecosa pulverulenta</i>	2.4				
Recedents	<i>Trochosa ruficollis</i>	2.3				
	<i>Tiso vagans</i>	1.8	<i>Xysticus cristatus</i>	1.9	<i>Pardosa prativaga</i>	1.2
	<i>Pachygnatha clercki</i>	1.6	<i>Pardosa pullata</i>	1.2	<i>Pachygnatha clercki</i>	1.1
	<i>Erigone dentipalpis</i>	1.2	<i>Ostearius melanopygius</i>	1.2		
Subrecedents			<i>Erigone atra</i>	1.1		
	79 species		73 species		60 species	

Site 3 – Brączewo. The 2,166 specimens collected at this site represented 69 species, as follows from these numbers this site was much poorer both from the quantitative and qualitative points of view. Similarly, as at sites 1 and 2, the greatest quantitative contribution comes from the species belonging to the class of eudominants: *E. dentipalpis* and *P. palustris* (Tab. 4). They constitute 60% of all specimens collected at this site.

As follows from analysis of dominance structure at all sites there were altogether 4 eudominants: *P. palustris*, *X. miniata*, *X. kochi*, *E. dentipalpis*, 4 dominants: *P. degeeri*, *P. pullata*, *E. atra*, *Oe. fuscus*, and 10 subdominants: *P. prativaga*, *P. agrestis*, *P. amentata*, *X. kochi*, *X. cristatus*, *A. pulverulenta*, *T. ruricola*, *P. degeeri*, *E. thoracica*, *M. rurestris*.

Mean number of species at particular sites

In spring (May, June) the fauna of epigeic spiders was represented by the highest number of species. In the beginning of summer (July, the beginning of August) their abundance significantly decreased to remain at a constant low level through the end of summer and the beginning of autumn (Fig. 3).

The most pronounced differences in the mean number of species at the sites studied occurred in the months from May to July. In this period the largest number of species was collected in Osowo Stare with the lowest in Brączewo. In September and October the number of species at all sites was similar.

DISCUSSION AND CONCLUSIONS

The most abundant species at all sites proved to be *P. palustris* (34.8%), whereas the indices of individual contribution of the next 14 species ranged from 1 to 5%. The greatest number of species resulted from single specimens (Tab. 1). Such a large difference in abundance between *P. palustris* and the 14 less abundant species, and even larger differences between the former and the species represented by single specimens, should be interpreted as only partly reflecting the relationships in dominance structure of spiders of the biotopes studied. This result is also partly a consequence of the methodology applied, i.e. a selectivity of the pitfall traps used. The pitfalls selectively collect males and running forms, which was confirmed by the composition of the collected material. The number of males (9,269 ind.)

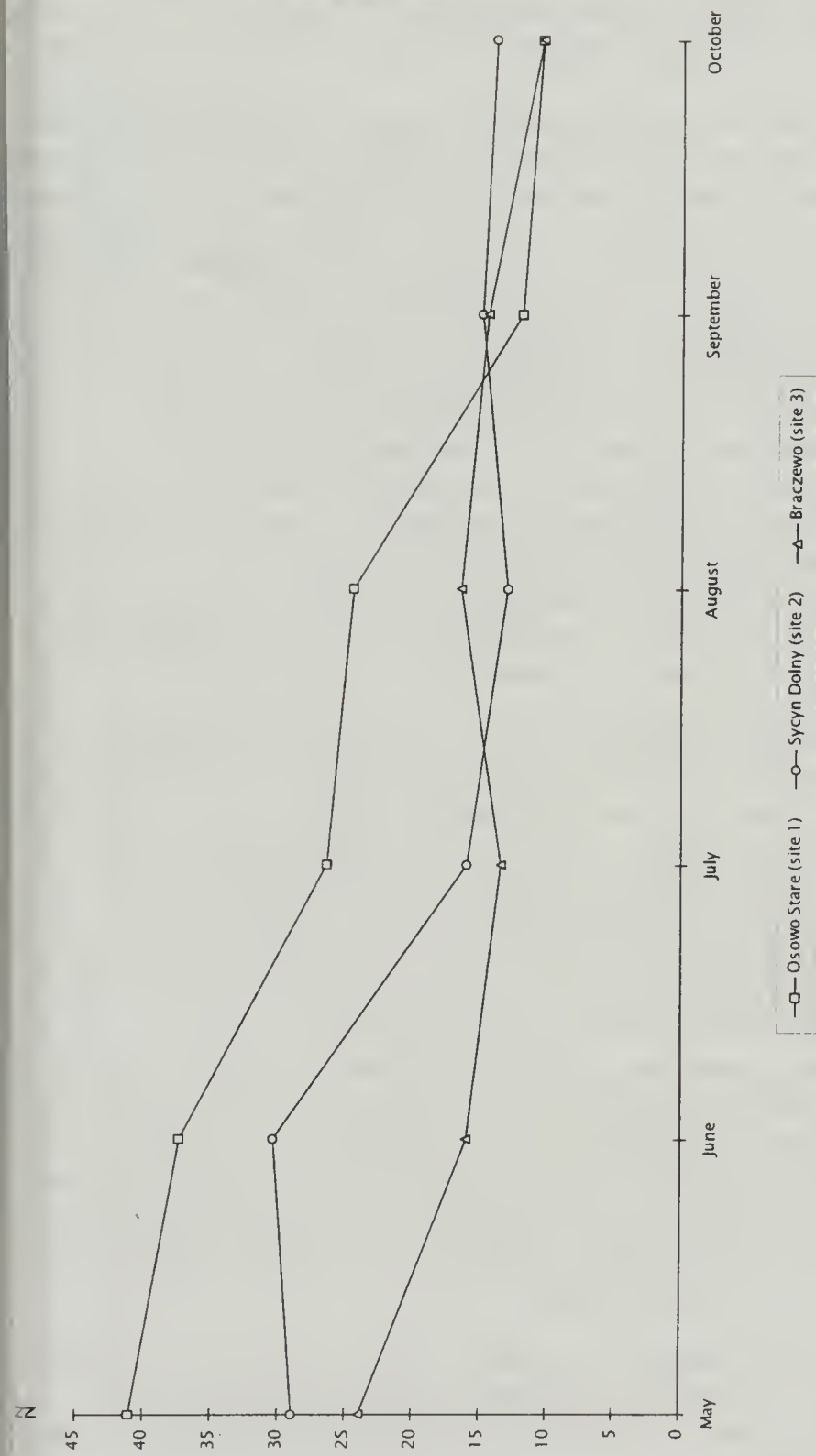


Fig. 3: Mean number of species at each of the sites calculated for the two years of study.
N - number of species

was much higher than that of females (5,509 ind.), and the representatives of the family Lycosidae (running forms) made up 72% of the material collected.

Zoocenological analysis of spider communities occurring at the sites studied pointed to their differentiation testifying to the different character of the sites. The differences are evidenced by the indices of individual dominance of particular species at particular sites. The species dominant in pastures of northern Wielkopolska included: *P. palustris*, *X. miniata*, *X. kochi*, *E. dentipalpis*, *P. degeeri*, *P. pullata*, *E. atra*, *Oe. fuscus*. Similar results were reported by STAREGA (1989) who studied the spider fauna of moist meadows. He proved a significant domination of the majority of the above mentioned spider species. According to his results only *X. miniata* and *X. kochi* were low-abundant species (subrecedents). The high dominance of these species in our studies was observed only at site 2 (Tab. 4), where the habitat conditions (sandy forest clearing) favoured their occurrence. *X. miniata* prefers dry, strongly sunlit and sandy kinds of habitats and *X. kochi* – the litter of dry pine forest (PRÓSZYŃSKI & STAREGA 1971). A great dominance of *E. atra*, *E. dentipalpis*, *Oe. fuscus* was noted at site 3. The first two belong to common aeronauts of agricultural land (THALER 1990) and their appearance could be explained by high possibilities of air dispersal. The site lies close to a river on a high flood-terrace and in a deforested area, so is easily accessible to spiders flying on gossamer threads. *E. dentipalpis* is an eurytopic species living in many different kinds of habitats, at different altitudes and in litter of different degrees of humidity, while *E. atra* is most often encountered on water plants (PRÓSZYŃSKI & STAREGA 1971). It has been reported as a dominant species in fields under cultivation (CZAJKA & KANIA 1976). This site offers favourable abiotic conditions for *Oe. fuscus* too, which prefers wet meadows situated close to water reservoirs (PRÓSZYŃSKI & STAREGA 1971).

Eudominants, dominants, subdominants and recedents constitute a constant composition of spider communities living in meadows and pastures near Szamotuly. The subrecedents, so abundantly represented in the material collected (Tab. 4), are unstable components of these communities.

The material studied also included species whose habitat is not directly related to the upper surface of pasture soil, and these species were classified into a few habitat groups:

- a) spiders living in meadows and pastures (*Tibellus oblongus*, *Theridion bimaculatum*, *Microlinyphia pusilla*, *Aculepeira ceropegia*, *Araneus quadratus*, *Araniella cucurbitina*, *Argiope bruennichi*, *Mangora acalypha*, *Pisaura mirabilis*),

- b) spiders living in wet habitats, on the banks of water reservoirs, and in high grass, reeds, bushes and trees (*Clubiona lutescens*, *Clubiona neglecta*, *Clubiona pallidula*, *Clubiona phragmitis*, *Clubiona reclusa*),
- c) epigeic spiders living in sunlit and dry forests (*Drassodes pubescens*, *Haplodrassus signifer*, *Micaria pulicaria*, *Zelotes aeneus*, *Zelotes electus*, *Zelotes latreillei*, *Zelotes longipes*, *Zelotes petrensis*, *Zelotes subterraneus*, *Metopobactrus prominulus*),
- d) epigeic spiders living in moss and litter of different types of forests (*Crustulina guttata*, *Robertus lividus*, *Lepthyphantes pallidus*, *Micrargus herbigradus*, *Pelecopsis parallela*, *Erigonella hiemalis*),
- e) spiders living among herbs, on bushes, trees, in forests, gardens, parks etc. (*Philodromus emarginatus*, *Enoplognatha latimana*, *Enoplognatha ovata*, *Theridion impressum*, *Lepthyphantes mengei*, *Nerienne clathrata*, *Trematocephalus cristatus*),
- f) spiders preferring buildings, rarely encountered in natural habitats under bark or in rock crevices; DZIABASZEWSKI (1995) describes these species as hemisynantropes (*Pholcus opilionoides*, *Steatoda bipunctata*, *Lepthyphantes nebulosus*, *Nerienne montana*, *Nuctenea umbratica*, *Scothophaeus quadripunctatus*).

It is supposed that the majority of the above mentioned accidental species wandered from surrounding biotopes and some of them reached the relevant sites by way of gossamer thread.

Interestingly, the material also contained a few species rare in Poland: — *Haplodrassus dalmatensis* – 3 specimens (1 female, 2 males) were found in the material from Sycyn Dolny. It is the second recorded site in Wielkopolska – Kujawy Lowland; MIEDZIŃSKI (1934) found it near Krotoszyn, and then its presence was confirmed by STAREGA (1972, 1978) who found it in Poland in Małopolska Lowland (Krzyżanowice) and from Mazury Lake District (Turtuk near Suwałki).

— *Thanatus striatus* – only a single male specimen was caught at the site in Sycyn Dolny; it is the second recorded site of this species in Wielkopolska – Kujawy Lowland, MIEDZIŃSKI (1934) found it near Krotoszyn. It is a rare species, living in sandy habitats, STAREGA (1983) reported two sites for the species in vicinity of Warsaw and Piła in Poland.

— *Leptyphantes insignis* – 13 specimens were caught (9 females, 4 males) at all sites studied. DZIABASZEWSKI (1989, 1995) caught a single female in an untypical environment on the wall of an old fortification in Poznań. It was previously considered as a rare species but with the use of Barber traps, the number of sites has considerably increased. It has been observed on fine webs in corridors and burrows of small rodents.

– *O. melanopygius* was recorded at all sites studied with 43 specimens (19 females, 21 males, 3 juvenile forms). In Poland it was reported for the first time by DZIABASZEWSKI (1979). According to a personal communication from Dr F. ZBYTEK, in the Czech Republic this species is found in great numbers in old hay stacks in the fields. In Poland it is still a rarely caught species.

– *Enoplognatha mordax* – 44 specimens (29 females, 12 males, 3 juvenile forms) were found at the site in Osowo Stare. It is a rare species, previously reported from the vicinities of Lublin, Tarnobrzeg and Warsaw (STAREGA 1983).

– *Enoplognatha oelandica* – 5 specimens (1 female, 4 males) were caught at the site in Sycyn Dolny. In the fauna of Poland it is a very rare species, reported by STAREGA (1974, 1978) from Wapnica on Wolin Island, and Toruń where it was found in xerothermic grass and a lawn.

The material collected has been divided as follows:

1. Proper epigeic spiders which are a constant element of overground forms of meadows and pastures, a group comprising Lycosidae and the dominant species, their quantitative contribution is over 60% without juvenile forms.
2. Accidental spiders, a qualitatively large group of exchangeable species (about 80%) usually occurring in low numbers, coming from bordered biotopes or as areonauts.

In general, communities of epigeic spiders in the pastures studied are characterized by a low number of constant species occurring in large numbers, and a large number of exchangeable species represented by low numbers, sometimes single specimens. ŁUCZAK (1997) proved that such species may change from year to year depending on weather and other abiotic and biotic factors.

Acknowledgements: The Authors wish to thank very much Dr M. Bunalski for access to the material collected during his studies on coprophagic beetles (Scarabaeoidea) near Szamotuly, and to Dr Z. Olszanowski for his kind help in reviewing the manuscript.

REFERENCES

- BREYMEIER, A. (1970): The rate of reduction of the density and the change in the biomass of the *Lycosa pullata* (Clerck) (Lycosidae, Araneida) population in a meadow environment. – Bull. Mus. hist. natur. Paris, 2(41) suppl. 1, 211-216
- BUNALSKI, M. (1991): Przegląd niektórych metod stosowanych w badaniach ekologiczno – faunistycznych nad chrząszczami koprofagicznymi (Coleoptera), [A review of some methods applied in ecofaunistic studies on coprophagous beetles (Coleoptera)]. – Wiad. entomol. 10(4): 247-252
- OCZAJKA, M. & C. KANIA, (1976): Spiders (Aranei) in potato agrocoenosis in Pawłowie Wielkie near Wrocław in 1971-1974. – Pol. Pismo Ent. 46: 623-629
- DIDONIS, L. & J. MILLER (1980): Host-finding response of onion and seedcorn flies to healthy and decomposing onions and several synthetic constituents of onion. – Environ. Entomol. 9: 467-472
- DZIABASZEWSKI, A. (1979): O faunie pajaków (Aranei) aglomeracji wielkomiejskich na przykładzie miasta Poznania. Streszczenie Referatów. – XII Zjazd Pol. Tow. Zool., Poznań, 43-44
- DZIABASZEWSKI, A., (1989): Uwagi faunistyczne o rzadkich gatunkach pajaków (Aranei) z Poznania (z listą 302 stwierdzonych gatunków), [Faunistic remarks about rare species of spiders (Aranei) from Poznań (with a list of 302 species found)]. – Bad. fizjogr. Pol. Zach., C, 42: 5-21
- DZIABASZEWSKI, A., (1991): Nowe gatunki pajaków (Aranei) dla miasta Poznania, [Spiders (Aranei) new for Poznań]. – Pr. Kom. mat. przyr. Pozn. TPN 73: 27-34
- DZIABASZEWSKI, A., (1995): Pająki (Aranei) zabudowań Poznania, [Spiders (Aranei) of buildings in the city of Poznań]. – Bad. fizjogr. Pol. Zach., C, 42: 7-38
- DZIABASZEWSKI, W. (1992): Pogońce (Lycosidae s.lat) łęgów rogalińskich. – Morena 1: 39-41
- FLATZ, U. (1986): Zur Biologie und Ökologie epigäischer Wiesenspinnen des Innsbrucker Mittelgebirges (Nordtirol, Österreich). In: J.A.Barrientos (ed.). Actas X Congreso Internacional de Aracnologia Jaca (Espana), Barcelona: Instituto Pirenaico de Ecologia (C.S.I.C.) and Grupo Aracnologia (Assoc. esp. Entomol.): 225-230
- GÓRNY, M. & L. GRÜM (1981): Metody stosowane w zoologii gleby, [Methods applied in soil zoology]. PWN, Warszawa.
- KAJAK, A. (1960): Zmiany liczebności pajaków na kilku łąkach, [Changes in the abundance of spiders in several meadows]. – Ekol. pol., A 13: 199-228
- KAJAK, A. (1962): Porównanie fauny pajaków łąk sztucznych i naturalnych, [Comparison of spider fauna in artificial and natural meadows]. – Ekol. pol. 10: 1-20
- KAJAK, A. (1971): Productivity investigation of two types of meadows in the Vistula valley. IX. Production and consumption of field layer spiders. – Ekol. pol. 19: 197-211
- KAJAK, A. (1978): The effect of fertilizers on numbers and biomass of spiders in a meadow. – Symp. Zool. Soc., London, 42:: 125-129
- KAJAK, A., A. BREYMEYER & J. PĘTAL (1971): Productivity investigation of two types of meadows in the Vistula valley. XI. Predatory arthropods. – Ekol. pol. 19: 223-233
- KONDRACKI, J. (1988): Geografia fizyczna Polski. PWN, Warszawa.
- ŁUCZAK, J. (1997): Ecotonal system on the border of Kampinos Forest and their importance to spiders. – Proc. 16th Europ. Coll. Arachnol.: 211-219

- MARCZEWSKI, E. & H. STEINHAUS (1959) Odległość systematyczna biotopów. - In: Zastosowania matematyki, Warszawa – Wrocław: 195-203
- MARTIN, D. (1991): Zur Autökologie der Spinnen (Arachnida: Araneae) I. Charakteristic der Habitatausstattung und Präferenz-verhalten epigäischer Spinnenarten. – Arachnol. Mitt. 1: 5-26
- MATUSZKIEWICZ, W. (1984): Przewodnik do oznaczania zbiorowisk roślinnych Polski. PWN, Warszawa.
- MERKENS, S. (1997): Influence of environmental factors on the community structure of spiders in a humidity gradient of extensively managed, moist pastures. – Proc. 16th Europ. Coll. Arachnol.: 237-248
- MIEDZIŃSKI, K. (1934): Przyczynek do fauny pająków okolicy Krotoszyna w poznańskim, [Contribution to the knowledge of spiders in the vicinity of Krotoszyn]. – Pr. Kom. mat. przyr. Pozn. TPN, B 7(2): 19-24
- NENTWIG, W. (1982): Epigeic spiders, their potential prey and competitors: relationship between size and frequency. – Oecologia (Berl.) 55: 130-136
- PETRUSEWICZ, K. (1938): Badania ekologiczne nad krzyżakami (Argiopidae) na tle fizjografii Wileńszczyzny. – Pr. TPN, Wilno 12: 1-83
- PLATNICK, N.I. (1993): Advances in spider taxonomy 1988-1991. With synonymies and transfers 1949-1980. – N. Y. ent. Soc., Am. Mus. nat. Hist., New York: 1-846
- POLENEC, A. (1978): Zusammensetzung und Besonderheiten der Epigaischen Spinnenfauna des Seslerio-Ostryetum am Berge Slavnik (1028 m) Nord-Istrien, Jugoslawien. – Symp. Zool. Soc., London 42: 367-377
- PRÓSZYŃSKI, J. & W. STARĘGA (1971): Pająki (Aranei)[Spiders (Aranei)]. – Katalog Fauny Polski XXXIII, 16: 1-382
- RAJSKI, A. (1961): Faunistic-ecological investigations on moss mites (Acari, Oribatei) in several plant associations. Ecology. – Pr. Kom. mat. przyr. Pozn. TPN 25(2): 1-161
- STARĘGA, W. (1972): Nowe dla fauny Polski i rzadsze gatunki pająków (Aranei), z opisem *Lepthyphantes milleri* sp. n., [Für die Fauna Polens neue und seltenere Spinnenarten (Aranei), nebst Beschreibung von *Lepthyphantes milleri* sp. n.] – Fragm. faun., 18: 55-98
- STARĘGA, W. (1974): Materiały do znajomości rozmieszczenia pająków (Aranei) w Polsce, [Materialien zur Kenntnis der Verbreitung der Spinnen (Aranei) in Polen]. – Fragm. faun., 19: 395-420
- STARĘGA, W. (1978): Materiały do znajomości rozmieszczenia pająków (Aranei) w Polsce, III-VII, [Materialien zur Kenntnis der Verbreitung der Spinnen (Aranei) in Polen, III-VII]. – Fragm. faun., 23: 259-302
- STARĘGA, W. (1983): Wykaz krytyczny pająków (Aranei) Polski, [Kritisches Verzeichnis der Spinnen (Aranei) Polen]. – Fragm. faun. 27: 149-268
- STARĘGA, W. (1989): Spiders (Aranei) of moist meadows on the Mazovian Lowland. – Memorabilia Zool. 43: 37-60
- SZOSZKIEWICZ, J. (1971): Przewodnik do ćwiczeń z uprawy łąk i pastwisk. PWN, Poznań,
- SZYMKOWIAK, P. (1992): Pająki (Aranei) Łęgów Rogalińskich. – Morena 1: 36-38
- SZYMKOWIAK, P. (1993): Pająki (Aranei) rezerwatu przyrody "Mielno", [Spiders (Aranei) of the "Mielno" Nature Reserve]. – Parki nar. Rez. przyr. 12(4): 59-76
- SZYMKOWIAK, P., M. WOŹNY & M. BŁAŻEJCZYK (1999): A comparison of the species composition of spider communities over sixty years in the vicinity of Krotoszyn. – Fragm. faun. 42(5): 29-40

THALER, K. & H.M. STEINER (1993): Zur epigäischen Spinnenfauna des Stadtgebietes von Wien (Österreich) – nach Aufsammlungen von Prof. Dr. W. Kühnelt. – Ber. nat.-med. Verein Innsbruck 80: 303-310

Marek WOŹNY, University of Wrocław, Department of Zoology,
Sienkiewicza 21, PL-50-335 Wrocław

Paweł SZYMKOWIAK, A. Mickiewicz University, Department of Animal
Taxonomy and Ecology, Szamarzewskiego 91 A, PL-60-569 Poznań
e-mail: szymkowi@main.amu.edu.pl

ZOBODAT - www.zobodat.at

Zoologisch-Botanische Datenbank/Zoological-Botanical Database

Digitale Literatur/Digital Literature

Zeitschrift/Journal: [Arachnologische Mitteilungen](#)

Jahr/Year: 2000

Band/Volume: [20](#)

Autor(en)/Author(s): Wozny Marek, Szymkowiak Pawel

Artikel/Article: [Epigeic spiders of the pastures of northern Wielkopolska 1-25](#)