

## Spider (Arachnida: Araneae) distribution across the timberline in the Swiss Central Alps (Alp Flix, Grisons) and three morphologically remarkable species

Patrick Muff, Martin H. Schmidt, Holger Frick, Wolfgang Nentwig & Christian Kropf

**Abstract:** We collected 6251 adult epigeic spiders from the dwarf-shrub heath to subalpine coniferous forest on Alp Flix (CH, canton Grisons, 1950 m) between May 2005 and May 2006 using pitfall traps. Total species richness and activity density of all species decreased from the open land to the forest, although this pattern varied according to family. The distribution of the 102 species found indicates that the small area around a single tree at the timberline provides habitats for both open land and forest spider species as well as some possible timberline specialists. Five species were new to the canton Grisons: *Centromerita bicolor*, *Centromerita concinna*, *Hilaira excisa*, *Meioneta alpica* and *Tallusia experta*. Three species showed remarkable morphological characteristics and were analysed in more detail. We found males of *Pelecopsis radicola* without the characteristic longitudinal depression on the raised carapace. It is shown that the males of *Meioneta alpica* have a considerably variable lamella characteristica, which is nevertheless distinct from the sister species *Meioneta reslii*. Because we found intermediate forms of the head region described for *Metopobactrus prominulus* and *M. schenkeli*, respectively, *M. schenkeli* is considered a **syn. nov.** of *M. prominulus*. This study shows that the known distribution and taxonomic status of various spider taxa in the Central Alps are still incomplete and further work on arthropods in remote areas should be strongly encouraged.

**Key words:** Diversity, dwarf-shrub heath, forest, habitat boundary, *Meioneta alpica*, *Metopobactrus prominulus*, *Pelecopsis radicola*, pitfall traps

Knowledge about species diversity and activity across landscapes is indispensable to understand how landscape structure influences habitat quality. Since landscapes exist as mosaics of numerous different patch types, knowledge about the ecology of habitat edges is of particular importance (e.g. RIES et al. 2004). Spiders are abundant, species-rich and known to respond sensitively to environmental and structural conditions, which makes them suitable for studying organism–habitat relationships (e.g. WISE 1993, FOELIX 1996). However, despite extensive work, our knowledge about the distribution pattern of spiders across the Central Alps in general and Switzerland in particular is still limited (MAURER & HÄNGGI 1990, HÄNGGI 1993, THALER 1995, HÄNGGI 1999, HÄNGGI 2003). A recent study analysing the influence of environment and space on the differentiation of spider communities across an alpine timberline in Switzerland (MUFF et al. in prep.) provided faunistic data, which are reported

here. Besides a short description of the distribution pattern of species from the open land to the forest, we focus on three morphologically remarkable species, two of them causing problems of identification since their first description. A discussion about other faunistically notable species of the study site can be found in FRICK et al. (2006).

## Material and Methods

### Study site

Alp Flix (WGS84: 9°38'E, 46°31'N) is part of the Swiss Central Alps and belongs to the village of Sur in the canton Grisons, Switzerland. The alp is a southwest-exposed terrace of 15 km<sup>2</sup> at 1950 m above sea level. It is surrounded by 3000 m mountain peaks and a valley. Sampling was conducted in a 300 m long stretch of timberline plus fragments of the adjoining Norway spruce forest (*Vaccinio-Piceion*) to the northwest and the dwarf-shrub heath (*Juniperion nanae*) to the southeast. Each of the three parts covered approximately 3 ha. The site is located on a small slope inclined slightly towards the forest and is used for occasional cattle grazing throughout the vegetation period. For a more detailed description of the study area see HÄNGGI & MÜLLER (2001).

Patrick MUFF, Holger FRICK & Christian KROPF, Natural History Museum Bern, Department of Invertebrates, Bernastrasse 15, CH-3005 Bern, Switzerland, Email: patrick.muff@gmail.com, holger.frick@gmx.li, christian.kropf@nmbe.ch

Martin H. SCHMIDT & Wolfgang NENTWIG, Zoological Institute, University of Bern, Baltzerstrasse 6, CH-3012 Bern, Switzerland, Email: martin.schmidt@zos.unibe.ch, wolfgang.nentwig@zos.unibe.ch

### Study design and spider sampling

We differentiated between five habitat zones which represented the whole gradient of habitat structures: the open land (dwarf-shrub heath, O), three microhabitats linked to a single spruce tree at the timberline and the forest (F). The three areas at the timberline were defined by their location relative to the tree as: next to the trunk (TT), at the end of branch cover (TB) and in the adjoining open area outside of branch cover (TO). In each of the five habitat zones we placed 15 pitfall traps. In O, F and TO the traps were randomly positioned at least 15 m apart from each other. For placing the traps in TB and TT, the tree nearest to the trap in TO was chosen. The mean distances between the traps in these three microhabitats were 4.1 m (TO – TB), 4.5 m (TO – TT) and 1.5 m (TB – TT). The traps consisted of white plastic cups with an upper dia-

meter of 6.9 cm and a depth of 7.5 cm filled with a solution of 4% formaldehyde in water plus detergent (0.05% sodium dodecyl sulphate, SDS). Each trap was covered with a quadrangular transparent plastic roof (15 x 15 cm) fixed by three wooden rods 8 cm above ground. Due to the proximity of cattle and the toxicity of the trapping liquid we fenced off each trap with three plastic poles connected with ribbons. The traps were emptied monthly during the snow-free period (May 2005 to October 2005) and then left under the snow layer until May 2006, when they were emptied a final time.

### Identification

Only adult spiders were identified to species level, juveniles were excluded. Identification was mainly carried out using NENTWIG et al. (2003), ROBERTS (1985, 1987) and WIEHLE (1956, 1960). For ad-

**Tab. 1:** Number of species (and individuals) according to family and season (A) or habitat zone (B). Letters behind individual numbers denote seasons (excluding winter) and habitats significantly different from each other according to pairwise Kruskal-Wallis tests (all  $p < 0.05$ , corrected for multiple comparisons after Holm). June: 27.5.–24.6.2005, July: 25.6.–23.7.2005, August: 24.7.–21.8.2005, September: 22.8.–18.9.2005, October: 19.9.–16.10.2005, winter: 17.10.2005–6.5.2006; for definition of habitat zones see text.

(A)	June	July	August	September	October	winter
Linyphiidae	48 (632d)	26 (179b)	25 (113a)	24 (146ab)	25 (365c)	39 (850)
Lycosidae	7 (2407d)	8 (658c)	6 (142b)	6 (45a)	6 (20a)	4 (8)
Gnaphosidae	7 (154d)	6 (46c)	6 (19b)	2 (25b)	4 (8a)	3 (3)
Thomisidae	7 (54b)	4 (14a)	4 (5a)	2 (4a)	2 (5a)	3 (9)
Theridiidae	3 (18b)	2 (3a)	2 (22b)	1 (45b)	1 (17b)	2 (12)
Philodromidae	1 (5a)	2 (2a)	1 (6ab)	1 (17b)	1 (8ab)	1 (22)
Hahniidae	1 (82b)	1 (3a)	1 (4a)	1 (5a)	1 (7a)	1 (33)
others	5 (9a)	2 (2a)	4 (6a)	3 (4a)	2 (2a)	5 (6)
Total	79 (3361d)	51 (907c)	49 (317ab)	40 (291a)	42 (432b)	58 (943)

(B)	O	TO	TB	TT	F	Total
Linyphiidae	34 (251a)	30 (444bc)	33 (423b)	40 (620c)	29 (547bc)	61 (2285)
Lycosidae	7 (1073c)	7 (1089c)	7 (788c)	5 (262b)	6 (68a)	8 (3280)
Gnaphosidae	6 (106c)	7 (73c)	7 (47b)	3 (10a)	4 (19a)	8 (255)
Thomisidae	6 (32b)	4 (25b)	4 (27b)	3 (6a)	1 (1a)	7 (91)
Theridiidae	1 (1a)	3 (12ab)	2 (37b)	2 (42b)	1 (25b)	3 (117)
Philodromidae	1 (33b)	2 (22b)	1 (5a)	0a	0a	2 (60)
Hahniidae	0a	0a	1 (2a)	1 (33b)	1 (99c)	1 (134)
others	4 (10b)	5 (11b)	2 (3a)	3 (3a)	2 (2a)	12 (29)
Total	59 (1506c)	57 (1676c)	56 (1332bc)	56 (976ab)	44 (761a)	102 (6251)

ditional literature used see FRICK et al. (2006). Nomenclature followed PLATNICK (2007). The material is stored in the Natural History Museum of Bern.

### Statistical analysis

For comparisons of activity densities across seasons (excluding winter) and habitat zones we used pairwise Kruskal-Wallis tests ( $k = 9999$  Monte Carlo permutations), because a Levene's test indicated that variances of the species data were not homogeneous. These analyses were conducted with the program SPSS 14.0 for Windows. All  $p$ -values were corrected for multiple comparisons after Holm (LEGENDRE & LEGENDRE 1998).

### Morphological analysis

For the analysis of some morphological characteristics we used either an optical stereomicroscope Leica MZ16 for *Metopobactrus prominulus*, a

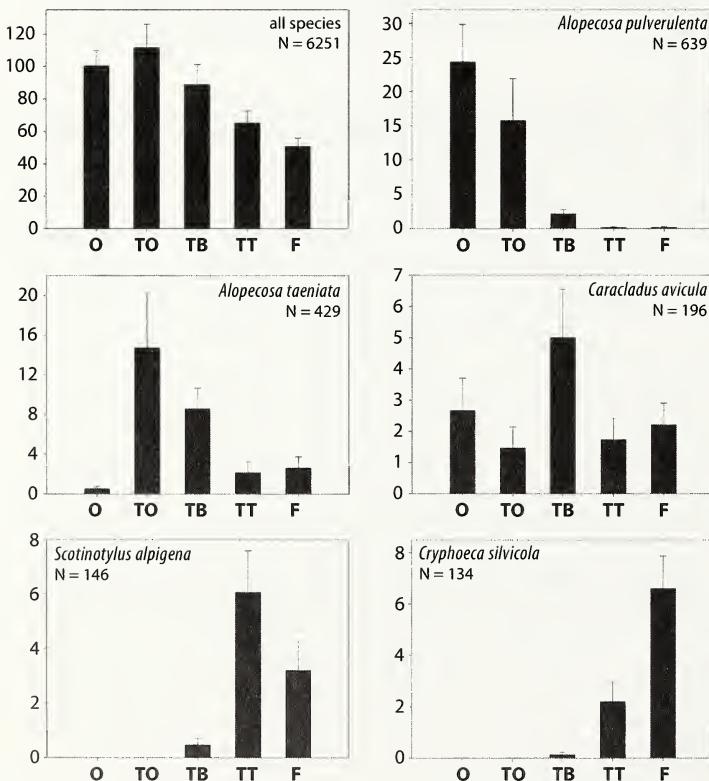
low-voltage SEM Hitachi S-3500N for *Pelecopsis radiculicola* and a standard SEM Philips XL 30 FEG for *Meioneta alpica* and *M. resili*.

## Results and Discussion

### Spider distribution across the alpine timberline


We recorded 6251 adult individuals belonging to 102 species of 14 families. Total species richness and activity density of all species decreased from June towards the winter period, with a moderate increase in October (Tab. 1A). This general pattern varied at the family level, though. It applied best to Linyphiidae, whereas Lycosidae decreased constantly both in terms of species and individuals from June to winter. Both the number of all species and individuals decreased from the open land to forest (Tab. 1B). Species richness of single families did not show any clear pattern across the five habitat zones, although in most families it appeared to decrease in more shaded habitats. The accumulation

of individuals in open areas, however, must be qualified when looking at single families. While Lycosidae, Gnaphosidae, Thomisidae and Philodromidae had higher densities in open zones, Linyphiidae, Theridiidae and Hahniidae preferred more shaded habitats. Clearly, in the three habitat zones at the timberline the species mostly followed these distinct trends in activity density across the open land and forest in a very gradual manner (Tab. 2). It is notable that all five habitat zones were dominated by certain species, but no species (with  $N \geq 15$  individuals) was found exclusively in only one habitat. Nine species were found with at least 50% of the individuals in the open land, six species in the forest and none, four and six species, respectively, in the three zones at the timberline (TO, TB and TT) (Fig. 1). Fig. 1 illustrates these species-specific patterns in activity density. For example, the lycosid *Alopecosa pulverulenta* clearly preferred the open land, while *A. taeniata* was found mainly around single trees in the timberline. Other species (e.g. *Scotinotylus alpigena*, *Cryphoea silvicola*) preferred shaded habitats



**Fig. 1:** Mean number (+ SE) of individuals of all species and of selected species across the five habitat zones (data from 15 pitfall traps pooled for each habitat over one year). Note that each of the five species shown is clearly dominant in one of the habitats (i.e. occurrence  $\geq 50\%$ , except for *Caracladus avicula*: occurrence = 38%).



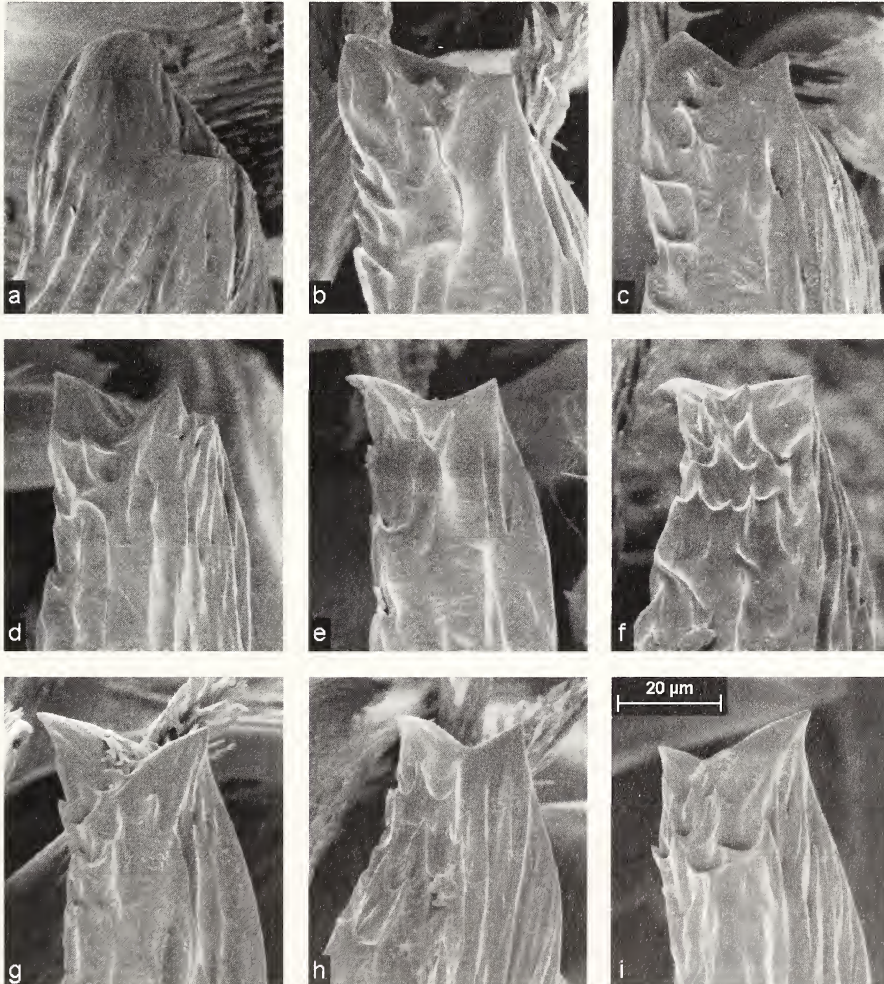


**Fig. 2:** Head region of three adult males of *Pelecopsis radiculicola* (L. Koch, 1872) found on Alp Flix; frontal view.

with this, as most individuals of this species were found there. However, its status as a timberline specialist must be questioned, since in this study it also occurred in considerable numbers in the open land and inside the subalpine forest (40 and 33 individuals, respectively) (Tab. 2).

and were found almost exclusively close to the tree trunks in the timberline or inside the forest, respectively. *Caracladus avicula* has been discussed as a habitat-specialist of the timberline by FRICK et al. (2007). Our results are partly in accordance

the alpine timberline with its stand-alone trees provides habitats for both open land and forest spider species as well as some possible timberline specialists. We thereby demonstrate the particular value of the timberline and of heterogeneous, spa-



**Fig. 3:** Tip of lamella characteristic of *Meioneta resslī* Wunderlich, 1973 (a, Gastein, A) and *Meioneta alpica* (Tanasevitch, 2000) (b-i, Alp Flix, CH); dorsal view, left male palp.

tially limited structures in general in maintaining divergent invertebrate communities. For a more detailed description of the habitat zones and a full analytical discussion regarding the results see MUFF et al. (in prep.).

### Some remarkable species

Our study revealed one species new to science (*Caracladus* sp. A, Tab. 2) which will be described elsewhere. Five species were new to the Canton Grisons: *Centromerita bicolor*, *Centromerita concinna*, *Hilaira excisa*, *Meioneta alpica* and *Tallusia experta*. Other remarkable species included *Meioneta orites* and *Panamomops palmgreni*, both endemic to the Alps. The following three species showed remarkable morphological characteristics and were analysed in more detail.

### *Pelecopsis radicola* (L. Koch, 1872)

THALER (1978) considered *Brachycentrum delesserti* Schenkel, 1925 a synonym of *Pelecopsis radicola* since the characteristics of the first species were within the variation range of the latter. The only difference was the absence of the median longitudinal depression on the elevated male head region in *B. delesserti*. Our material from Alp Flix comprises individuals showing practically identical male and female genital organs, but a great and gradual variability regarding size and shape of the raised male head region (Fig. 2). This clearly emphasises the retention of only one species as suggested by Thaler.

### *Meioneta alpica* (Tanasevitch, 2000)

In his initial description TANASEVITCH (2000: 211, sub *Agyne-ta*) characterised *Meioneta alpica* as being very closely related to *Meioneta resslī* Wunderlich, 1973 but “well distinguishable by the narrowed lamella characteristic and larger of it upper lobes, almost equal to lower one”. However, in practice this differentiation has caused many problems. Here, we checked 11 males of *M. alpica* from Alp Flix, plus four males each of *M. resslī* from Ringkogel (Styria, A) and Gastein (Salzburg, A), respectively. Using this material

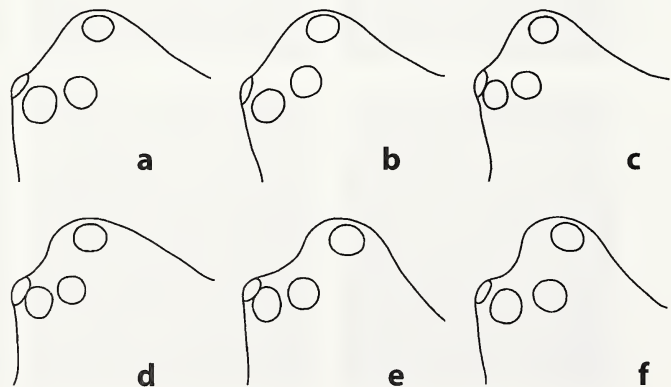
we show the distinction of the two species based on the lamella characteristic (Fig. 3). Despite its great variability in *M. alpica* (b-i), it can be well distinguished from the lamella of *M. resslī* (a) with respect to the size and shape of the two lobes. However, since *M. alpica* has only recently been described and the separation by light microscope is rather difficult, it is possible that it has been confused with its sister species *M. resslī* or *M. rurestris* (C. L. Koch, 1836) in former studies. In the checklist of the Swiss spiders (BLICK et al. 2004) *Meioneta alpica* is not mentioned for Switzerland, even though the holotype was found in the canton Uri, Switzerland (TANASEVITCH 2000).

### *Metopobactus prominulus* (O. P.-Cambridge, 1872) = *Metopobactus schenkeli* Thaler, 1976

According to THALER (1976) *Metopobactus schenkeli* differs from *Metopobactus prominulus* by the shape of the male head region, which is concave and more elevated in profile in *M. schenkeli* and flat in *M. prominulus*. Male palps and females are indistinguishable. Since our material comprises individuals with intermediate characteristics (Fig. 4), we are not able to distinguish the two species, as it was done in former studies (e.g. THALER 1978, HANSEN 1995, FRICK et al. 2006). We therefore consider *Metopobactus schenkeli* Thaler, 1976 a **syn. nov.** of *Metopobactus prominulus* (O. P.-Cambridge, 1872).

### Conclusion

Our study demonstrates that the known distribution and taxonomic status of various spider taxa in



**Fig. 4:** Head region of six males of *Metopobactus prominulus* from Alp Flix; lateral view. Note the gradual increase in concavity from a (“*M. prominulus*”) to f (“*M. schenkeli*”).



the Central Alps are still incomplete. Our data contribute one species new to science, five species new to the Grisons fauna and highlight three interesting taxonomic questions. This is remarkable because the canton Grisons and Alp Flix in particular belong to the best studied areas in the Swiss Central Alps in terms of spiders (THALER 1995, HÄNGGI & MÜLLER 2001, FRICK et al. 2006). Hence, further work on arthropods in remote areas of the Alps is strongly encouraged.

## Acknowledgements

We kindly thank Victoria Spinaz (Sur, CH) for her continual enthusiastic support on the Alp and the Foundation "Schatzinsel Alp Flix", particularly Jürg Paul Müller (Chur, CH), for offering free accommodation. We are most grateful to Cris Kuhlemeier, Therese Mandel and Werner Graber (all Bern, CH), who provided the SEMs and performed their operation. For valuable comments on an earlier version of this manuscript we thank Theo Blick (Hummeltal, D), Ambros Hänggi (Basel, CH), Christian Komposch (Graz, A) and an anonymous reviewer.

## References

- BLICK T., R. BOSMANS, J. BUCHAR, P. GAJDOŠ, A. HÄNGGI, P. VAN HELSDINGEN, V. RUŽICKA, W. STAREGA & K. THALER (2004): Checkliste der Spinnen Mitteleuropas. Checklist of the spiders of Central Europe. (Arachnida: Araneae). Version 1. Dezember 2004. – Internet: [http://www.arages.de/checklist.html#2004\\_Araneae](http://www.arages.de/checklist.html#2004_Araneae)
- FOELIX R.F. (1996): Biology of spiders. Oxford University Press, New York. 330 pp.
- FRICK H., A. HÄNGGI, C. KROPF, W. NENTWIG & A. BOLZERN (2006): Faunistically remarkable spiders (Arachnida: Araneae) of the timberline in the Swiss Central Alps. – Mitt. Schweiz. Entomol. Ges. 79: 167-187
- FRICK H., W. NENTWIG & C. KROPF (2007): Influence of stand-alone trees on epigeic spiders (Araneae) at the alpine timberline. – Ann. Zool. Fennici 44: 43-57
- HÄNGGI A. (1993): Nachträge zum „Katalog der schweizerischen Spinnen“ – 1. Neunachweise von 1990 bis 1993. – Arachnol. Mitt. 6: 2-11
- HÄNGGI A. (1999): Nachträge zum „Katalog der schweizerischen Spinnen“ – 2. Neunachweise von 1993 bis 1999. – Arachnol. Mitt. 18: 17-37
- HÄNGGI A. (2003): Nachträge zum „Katalog der schweizerischen Spinnen“ – 3. Neunachweise von 1999 bis 2002 und Nachweise synanthroper Spinnen. – Arachnol. Mitt. 26: 36-54
- HÄNGGI A. & J.P. MÜLLER (2001): Eine 24-Stunden Aktion zur Erfassung der Biodiversität auf der Alp Flix (Grisons): Methoden und Resultate. – Jb. Naturf. Ges. Graubünden 110: 5-36
- HANSEN H. (1995): Über die Arachniden-Fauna von urbanen Lebensräumen in Venedig – III. Die epigäischen Spinnen eines Stadtparkes (Arachnida: Araneae). – Boll. Mus. Civ. Sto. Nat. Venezia 44: 7-36
- LEGENDRE P. & L. LEGENDRE (1998): Numerical ecology. 2nd English Edition, Elsevier, Amsterdam. 853 pp.
- MAURER R. & A. HÄNGGI (1990): Katalog der schweizerischen Spinnen. – Doc. Faun. Helvet. 12: 412 pp.
- MUFF P., C. KROPF, H. FRICK, W. NENTWIG & M.H. SCHMIDT (in prep.): Coexistence of divergent communities at natural boundaries: spider (Arachnida: Araneae) diversity across the alpine timberline.
- NENTWIG W., A. HÄNGGI, C. KROPF & T. BLICK (2003): Central European Spiders. An internet identification key. V. 08.12.2003. – Internet: <http://www.araneae.unibe.ch>
- PLATNICK N.I. (2007): The world spider catalog, version 8.0. American Museum of Natural History. – Internet: <http://research.amnh.org/entomology/spiders/catalog/index.html>
- RIES L., R.J. JR. FLETCHER, J. BATTIN & T. D. SISK (2004): Ecological Responses to habitat edges: mechanisms, models and variability explained. – Ann. Rev. Ecol. Evol. Syst. 35: 491-522
- ROBERTS M.J. (1985): The spiders of Great Britain and Ireland. Volume 1: Atypidae to Theridiosomatidae. Harley Books, Colchester. 229 pp.
- ROBERTS M.J. (1987): The spiders of Great Britain and Ireland. Volume 2: Linyphiidae and checklist. Harley Books, Colchester. 204 pp.
- TANASEVITCH A.V. (2000): On some Palaearctic species of the spider genus *Agyneta* Hull, 1911, with description of four new species (Aranei: Linyphiidae). – Arthropoda Selecta 8: 201-213
- THALER K. (1976): Über wenig bekannte Zwergspinnen aus den Alpen, IV (Arachnida, Aranei, Erigonidae). – Arch. Sci. (Genève) 29: 227-246
- THALER K. (1978): Über wenig bekannte Zwergspinnen aus den Alpen, V (Arachnida; Aranei, Erigonidae). – Beitr. Ent. 28: 183-200
- THALER K. (1995): Oekologische Untersuchungen im Unterengadin 15. Lieferung D11. Spinnen (Araneida) mit Anhang über Weberknechte (Opiliones). – Erg. Wiss. Unters. Schweiz. Nationalpark 12: D473-D538
- WIEHLE H. (1956): Spinnentiere oder Arachnoidea, X: Familie Linyphiidae - Baldachinspinnen. In: DAHL F. (Begr.): Die Tierwelt Deutschlands und der angrenzenden Meeressteile 44. Gustav Fischer Verlag, Jena. 337 pp.

WIEHLE H. (1960): Spinnentiere oder Arachnoidea, XI: Familie Micryphantidae - Zwergspinnen. In: DAHL F. (Begr.): Die Tierwelt Deutschlands und

der angrenzenden Meeresteile 47. Gustav Fischer Verlag, Jena. 620 pp.

WISE D. (1993): Spiders in ecological webs. Cambridge University Press, Cambridge. 328 pp.

**Tab. 2:** Number of individuals of all species found from May 2005 to May 2006 on Alp Flix according to habitat zone (males/females) and in total. Numbers are in bold where a species occurred with at least 50% of the individuals (if N ≥ 15). Asterisks denote species new to the canton Grisons.

Species	O	TO	TB	TT	F	Total
<b>Amaurobiidae</b>						
<i>Coelotes terrestris</i> (Wider, 1834)	1/1					2
<b>Araneidae</b>						
<i>Araneus diadematus</i> Clerck, 1757	0/1					1
<i>Hypsosinga albovittata</i> (Westring, 1851)		1/0				1
<b>Clubionidae</b>						
<i>Clubiona diversa</i> O. P.-Cambridge, 1862	0/1					1
<i>Clubiona reclusa</i> O. P.-Cambridge, 1863				0/1		1
<b>Dictynidae</b>						
<i>Dictyna arundinacea</i> (Linnaeus, 1758)	1/0					1
<i>Dictyna pusilla</i> Thorell, 1856					1/0	1
<i>Mastigusa arietina</i> (Thorell, 1871)		0/1	0/1	0/1		3
<b>Gnaphosidae</b>						
<i>Drassodes cupreus</i> (Blackwall, 1834)	<b>8/4</b>	5/1	1/0	1/0		20
<i>Drassodes pubescens</i> (Thorell, 1856)	8/3	6/2	5/0	1/0	2/0	27
<i>Gnaphosa leporina</i> (L. Koch, 1866)	<b>18/10</b>	1/2	0/1			32
<i>Haplodrassus signifer</i> (C. L. Koch, 1839)	15/11	16/9	9/3	5/3	4/4	79
<i>Micaria aenea</i> Thorell, 1871	6/1	9/3	19/2		8/0	48
<i>Micaria pulicaria</i> (Sundevall, 1831)		0/1				1
<i>Zelotes subterraneus</i> (C. L. Koch, 1833)			1/0			1
<i>Zelotes talpinus</i> (L. Koch, 1872)	19/3	13/5	5/1		1/0	47
<b>Hahniidae</b>						
<i>Cryphoea silvicola</i> (C. L. Koch, 1834)			2/0	29/4	<b>69/30</b>	134
<b>Linyphiidae</b>						
<i>Agnypantes expunctus</i> (O. P.-Cambridge, 1875)			0/6	2/14	<b>5/25</b>	52
<i>Agyneta cauta</i> (O. P.-Cambridge, 1902)	18/13	<b>52/19</b>	21/3	2/0		128
<i>Agyneta conigera</i> (O. P.-Cambridge, 1863)				1/0	1/0	2
<i>Anguliphantes monticola</i> (Kulczyński, 1881)				6/3	3/0	12
<i>Asthenargus perforatus</i> Schenkel, 1929		1/0		1/1	1/1	5
<i>Bolephthyphantes index</i> (Thorell, 1856)	1/1	2/1	1/1	1/1		9
<i>Bolyphantes alticeps</i> (Sundevall, 1833)	3/0	11/6	2/8	0/1	4/9	44
<i>Bolyphantes luteolus</i> (Blackwall, 1833)	11/14	<b>35/26</b>	4/9	2/8		109
<i>Caracladus avicula</i> (L. Koch, 1869)	18/22	4/18	17/58	9/17	17/10	190
<i>Caracladus</i> sp. A		0/1		0/1	6/5	13
<i>Centromerita bicolor</i> (Blackwall, 1833) *	3/0					3
<i>Centromerita concinna</i> (Thorell, 1875) *	1/0					1
<i>Centromerus arcanus</i> (O. P.-Cambridge, 1873)	1/0		3/0	2/0	3/1	10
<i>Centromerus pabulator</i> (O. P.-Cambridge, 1875)	8/1	87/9	74/7	28/4	72/29	319
<i>Ceratinella brevis</i> (Wider, 1834)	1/1			2/0		4
<i>Erigone atra</i> Blackwall, 1833	1/0					1

Species	O	TO	TB	TT	F	Total
<i>Erigone dentigera</i> O. P.-Cambridge, 1874	1/0					1
<i>Erigone dentipalpis</i> (Wider, 1834)	1/0	1/0		1/0		3
<i>Erigonella subelevata</i> (L. Koch, 1869)	2/1	1/1	0/1			6
<i>Evansia merens</i> O. P.-Cambridge, 1900		0/1				1
<i>Gonatium rubens</i> (Blackwall, 1833)	2/2	<b>7/6</b>	3/1	0/1		22
<i>Hilaira excisa</i> (O. P.-Cambridge, 1871) *		0/1				1
<i>Impropantes nitidus</i> (Thorell, 1875)	0/2		4/0	53/14	43/20	136
<i>Macrargus carpenteri</i> (O. P.-Cambridge)	<b>25/4</b>	5/2	3/0	3/0		42
<i>Mansuphantes pseudoariger</i> (Wunderlich, 1985)	1/0	3/1	2/0	<b>7/2</b>	2/0	18
<i>Maro lehtineni</i> Saaristo, 1971	2/0	1/0	1/0		1/0	5
<i>Meioneta alpica</i> (Tanasevitch, 2000)*	<b>10/6</b>	1/1				18
<i>Meioneta orites</i> (Thorell, 1875)	5/2	3/2			1/0	13
<i>Meioneta rurestris</i> (C. L. Koch, 1836)	2/6	0/1				9
<i>Metopobactrus prominulus</i> (O.P.-Cambridge, 1872)	2/0	2/1	5/1	2/2		15
<i>Micrargus alpinus</i> Relys & Weiss, 1997	0/1			1/0	0/1	3
<i>Microctenonyx subitaneus</i> (O. P.-Cambridge, 1875)	1/0					1
<i>Microlinyphia pusilla</i> (Sundevall, 1830)	1/0					1
<i>Minicia marginella</i> (Wider, 1834)	1/1	<b>6/5</b>	1/1	1/0		16
<i>Minyriolus pusillus</i> (Wider, 1834)					1/1	2
<i>Mughiphantes cornutus</i> Schenkel, 1927			1/1	2/0	<b>9/10</b>	23
<i>Mughiphantes mughi</i> (Fickert, 1875)		1/0	2/1	0/8	<b>13/13</b>	38
<i>Obscuriphantes obscurus</i> (Blackwall, 1841)				0/2		2
<i>Panamomops palmgreni</i> Thaler, 1973	1/0					1
<i>Panamomops tauricornis</i> (Simon, 1881)			1/1	<b>33/23</b>	9/3	70
<i>Pelecopsis elongata</i> (Wider, 1834)			7/11	<b>17/10</b>	2/7	54
<i>Pelecopsis radicolica</i> (L. Koch, 1872)	2/6	5/11	20/9	16/9	4/2	84
<i>Pityohyphantes phrygianus</i> (C. L. Koch, 1836)				1/0		1
<i>Pocadicnemis pumila</i> (Blackwall, 1841)			1/0			1
<i>Porrhomma campbelli</i> F. O. P.-Cambridge, 1894	0/2	0/1			2/2	7
<i>Porrhomma pallidum</i> Jackson, 1913			3/0	4/4	<b>14/17</b>	42
<i>Scotargus pilosus</i> Simon, 1913			2/1	5/3	5/1	17
<i>Scotino tylus alpigena</i> (L. Koch, 1869)			7/0	<b>75/16</b>	37/11	146
<i>Scotino tylus clavatus</i> (Schenkel, 1927)			7/0	38/11	<b>51/7</b>	114
<i>Stemonyphantes conspersus</i> (L. Koch, 1879)			0/1	1/0	5/2	9
<i>Tallusia experta</i> (O. P.-Cambridge, 1871) *	0/1					1
<i>Tapinocyba affinis</i> Lessert, 1907	2/1	19/1	75/4	92/18	31/7	249
<i>Tenuiphantes cristatus</i> (Menge, 1866)		2/0	1/0			3
<i>Tenuiphantes mengei</i> Kulczyński, 1887	11/27	25/54	9/17	18/10	5/4	180
<i>Tenuiphantes tenebricola</i> (Wider, 1834)					9/3	12
<i>Thyreosthenius biovatus</i> (O. P.-Cambridge, 1875)				0/3		3
<i>Thyreosthenius parasiticus</i> (Westring, 1851)				0/4		4
<i>Tiso vagans</i> (Blackwall, 1834)				1/0		1
<i>Walckenaeria antica</i> (Wider, 1834)			2/1			3
<i>Walckenaeria languida</i> (Simon, 1914)				3/0		3
<i>Walckenaeria monoceros</i> (Wider, 1834)		1/0	0/1			2

**Liocranidae**

<i>Agroeca proxima</i> (O. P.-Cambridge, 1871)		3/1	2/0	0/1		7
--	--	-----	-----	-----	--	---



Species	O	TO	TB	TT	F	Total
<b>Lycosidae</b>						
<i>Alopecosa accentuata</i> (Latreille, 1817)	13/1	8/1	1/1		1/0	26
<i>Alopecosa pulverulenta</i> (Clerck, 1757)	325/41	220/17	25/7	0/2	2/0	639
<i>Alopecosa taeniata</i> (C. L. Koch, 1835)	6/2	190/31	118/11	29/3	30/9	429
<i>Arctosa renidescens</i> Buchar & Thaler, 1995	12/3	28/9	7/1	1/2	1/0	64
<i>Pardosa blanda</i> (C. L. Koch, 1833)	44/22	39/24	10/9	1/1		150
<i>Pardosa ferruginea</i> (L. Koch, 1870)					1/0	1
<i>Pardosa mixta</i> (Kulczyński, 1887)	5/8	4/0	0/1			18
<i>Pardosa riparia</i> (C. L. Koch, 1833)	430/161	366/152	528/69	184/39	20/4	1953
<b>Philodromidae</b>						
<i>Philodromus vagulus</i> Simon, 1875		0/1				1
<i>Thanatus formicinus</i> (Clerck, 1757)	31/2	18/3	5/0			59
<b>Salticidae</b>						
<i>Evarcha arcuata</i> (Clerck, 1757)		0/1				1
<i>Talavera monticola</i> (Kulczyński, 1884)	4/1	2/0				7
<b>Sparassidae</b>						
<i>Micrommata virescens</i> (Clerck, 1757)		1/1			1/0	3
<b>Theridiidae</b>						
<i>Robertus lividus</i> (Blackwall, 1836)		1/0	4/0	3/1		9
<i>Robertus truncorum</i> (L. Koch, 1872)		5/4	27/6	30/8	17/8	105
<i>Steatoda phalerata</i> (Panzer, 1801)	1/0	2/0				3
<b>Thomisidae</b>						
<i>Ozyptila atomaria</i> (Panzer, 1801)	8/1	4/1	3/0	1/0		18
<i>Xysticus audax</i> (Schrank, 1803)	2/1	1/1	4/0	3/0		12
<i>Xysticus bifasciatus</i> C. L. Koch, 1837	3/0					3
<i>Xysticus cristatus</i> (Clerck, 1757)	2/0					2
<i>Xysticus gallicus</i> Simon, 1875	6/3	3/0				12
<i>Xysticus luctuosus</i> (Blackwall, 1836)	6/0	15/0	19/0			40
<i>Xysticus macedonicus</i> Šilhavý, 1944			0/1	0/2	1/0	4
<b>all families</b>	1112/394	1236/440	1074/258	718/258	515/394	6251

# ZOBODAT - [www.zobodat.at](http://www.zobodat.at)

Zoologisch-Botanische Datenbank/Zoological-Botanical Database

Digitale Literatur/Digital Literature

Zeitschrift/Journal: [Arachnologische Mitteilungen](#)

Jahr/Year: 2007

Band/Volume: [34](#)

Autor(en)/Author(s): Muff Patrick, Schmidt Martin H., Frick Holger, Nentwig Wolfgang, Kropf Christian

Artikel/Article: [Spider \(Arachnida: Araneae\) distribution across the timberline in the Swiss Central Alps \(Alp Flix, Grisons\) and three morphologically remarkable species 16-24](#)