

First record of the medically significant scorpion *Leiurus abdullahbayrami* (Scorpiones: Buthidae) for Lebanon

Adolfo Borges & Ersen Aydın Yağmur



doi: 10.30963/aramit6303

Abstract. The first record of *Leiurus abdullahbayrami* Yağmur, Koç & Kunt, 2009 for Lebanon is presented, collected in the East Bekaa province. This is the second *Leiurus* species reported for this country. The medical importance of *L. abdullahbayrami*, associated with severe and fatal cases among children in Turkey and Syria, makes it highly relevant to determine its current distribution range in the Levant region.

Keywords: Distribution, East Bekaa, Levant region, new locality

Zusammenfassung. Erstnachweis des medizinisch bedeutenden Skorpions *Leiurus abdullahbayrami* (Scorpiones: Buthidae) für Libanon. Der Erstnachweis von *Leiurus abdullahbayrami* Yağmur, Koç & Kunt, 2009 für den Libanon wird aus der Ost Bekaa Provinz präsentiert. Es ist die zweite *Leiurus*-Art in diesem Land. Die medizinische Bedeutung von *L. abdullahbayrami* ist durch schwere und tödliche Fälle bei Kindern in der Türkei und Syrien begründet. Daher ist es von großer Wichtigkeit, die genaue Verbreitung der Art in der Levante zu dokumentieren.

المخلص. للبنان *Leiurus abdullahbayrami* (Scorpiones: Buthidae) طبية أهمية ذو لعقرب الأول السجل ل الطبية الأهمية البلد لهذا عنه الإبلاغ تم *Leiurus* نوع ثاني هو هذا لبنان في 2009 ، وكونت كوتش ، يغمور بيرامي الله عبد ليوروس تسجيل أول الدراسة هذه تقدم تم الشام منطقة في الفعلي توزيعه نطاق تحديد المناسب من تجعل ، وسوريا تركيا في الأطفال بين والقائلة الشديدة بالحالات المرتبطة ، *L. abdullahbayrami* ، بلبنان الشرقي البقاع محافظة من بيرامي الله عبد ليوروس تسجيل

Lebanon is a country located in the Levant region. Up to now, 13 scorpion species have been recorded from Lebanon (Fet 2000, Fet & Lowe 2000, Sissom & Fet 2000): *Aegaobuthus nigrocinctus* (Ehrenberg, 1828), *Androctonus amoreuxi* (Audouin, 1826), *Androctonus bicolor* Ehrenberg, 1828, *Androctonus crassicauda* (Olivier, 1807), *Buthacus leptochelys* (Ehrenberg, 1829), *Buthus occitanus* (Amoreux, 1789) complex, *Compsobuthus schmiedeknechti* Vachon, 1949, *Hottentotta judaicus* (Simon, 1872), *Leiurus hebraeus* (Birula, 1908), *Orthochirus negebensis* Shulov & Amitai, 1960, *Nebo hierichonticus* (Simon, 1872), *Scorpio fuscus* (Ehrenberg, 1829) and *Scorpio kruglovi* Birula, 1910. Among these reports, the records for *Buthacus leptochelys* and the *Buthus occitanus* complex need to be revised. Cain et al. (2021) stated that *B. leptochelys* is restricted to Egypt (including south Sinai), and according to Teruel & Turiel (2020) *B. occitanus* occurs only in NE Spain and SW France. More recently, Ythier (2021) doubted the presence of this species in Spain and suggested that it is present only in France.

Leiurus abdullahbayrami (Fig. 1) was described by Yağmur et al. (2009) from south-eastern Turkey, and shortly after it was recorded from Syria (Khalil & Yağmur 2010) too. In addition, the species was redescribed by Lowe et al. (2014). Its venom toxicity (median lethal dose, LD₅₀) in mouse bioassays makes *L. abdullahbayrami* among the most lethal scorpions inhabiting the Middle East (LD₅₀ = 0.19 mg/kg) (Ozkan et al. 2011). Its reported medical importance in southern Turkey (Dokur et al. 2017, Aslan et al. 2018, Yöntem et al. 2020) strongly justifies an investigation of its current distribution range in the Levant region, which now includes Lebanon (Fig. 2).

Material and methods

An adult male and adult female were collected from Bekaa Province, Lebanon (Fig. 2). Photographs of *Leiurus abdullahbayrami* were taken with a Canon EOS 7D. Image stacking was carried out using Helicon Focus software. The specimens were preserved in 96% ethanol, and are kept at the Alaşehir Zoological Museum, Celal Bayar University, Alaşehir, Manisa, Turkey (AZMM). Identification of the specimens is based on Yağmur et al. (2009) and Lowe et al. (2014). The pedipalp length/width ratio of *Leiurus hebraeus* was calculated according to measurement tables published by Levy & Amitai (1980). The map was created using the software SimpleMappr (Shorthouse 2010).

Results

Material examined. LEBANON, East Bekaa, Maqneh (34.08722°N, 36.22889°E, 1052 m a.s.l.), 17. Jul. 2021, 1 ♂, leg. M. Tarif, Z. Al Hallak, A. Ayoub, A. Al Hallak, M. Al Hallak, Y. Al Hallak, T. Al Hallak, S. Al Okdi, A. Fares, M. Abu Hamia, coll. AZMM/Sco-2021:16. East Bekaa, Brital (33.94194°N, 36.17000°E, 1216 m a.s.l.), 21. Jul. 2021, 1 ♀, same collectors, coll. AZMM/Sco-2021:17.

Description of the Lebanese specimens. Background colour of prosoma, mesosoma and segment V of metasoma black, appendages yellowish. Centrolateral and posteriomedian carinae fused into a lyre-shaped form. Tergites I and II bear five carinae. Trichobothrium db on fixed finger of pedipalp is located between trichobothria est and esb, whereas it is located between trichobothria et and est in *Leiurus hebraeus*. Fixed finger with eleven oblique granule rows. Movable fingers of pedipalps with four distal and eleven oblique granule rows, whereas twelve oblique granule rows are found in *Leiurus hebraeus*. The ventrolateral carinae of metasomal segment V are armed with large and rounded granules, whereas smaller and rounded lobes are found in *Leiurus hebraeus*. The anal arch comprises three rounded lobes laterally and six small lobes posteriorly. Sternites IV–VI are smooth. The pedipalp length/

Adolfo BORGES, Centro para el Desarrollo de la Investigación Científica (CEDIC), Asunción 1255, Paraguay; Instituto de Medicina Experimental, Universidad Central de Venezuela, Caracas 50587, Venezuela; E-mail: borges.adolfo@gmail.com
Ersen Aydın YAĞMUR, Alaşehir Vocational School, Celal Bayar University, Manisa, Turkey; E-mail: ersen.yagmur@gmail.com

Academic Editor: Petr Dolejš

submitted 17.12.2021, accepted 21.2.2022, online 31.5.2022




Fig. 1: Specimens of *Leiurus abdullahbayrami* from Lebanon. **a, b.** female; **c, d.** male. **a, c** – ventral view; **b, d** – dorsal view (scale: 10 mm)

width ratio is 4.43 in the female specimen and 4.31 in the male specimen, whereas this ratio is 5.42 in males and 5.64 in females of *Leiurus hebraeus*. These ratios are slightly lower than those reported by Yağmur et al. (2009). Leg I–IV with short spines on the ventral side of the tarsus. Basitarsus of legs I–III with bristlecombs, basitarsus of legs IV without bristlecombs. Pectinal tooth number is 30–30 in the female specimen and 36–37 in the male specimen (Fig. 3).

Distribution. Syria (Khalil & Yağmur 2010), Turkey (Yağmur et al. 2009) and Lebanon (present study).

Discussion

Yağmur et al. (2009) reported three colour variations of *Leiurus abdullahbayrami* in Turkey. In addition, Khalil & Yağmur

(2010) reported a population of *L. abdullahbayrami* from Homs (Syria), about 70 km from the Lebanese border, in which the specimens have the same colour pattern as in Gaziantep (Turkey), i.e. brown. However, the specimens from Bekaa in Lebanon are black, similar to those from the Hatay (Turkey) (linear distance of about 240 km). Interestingly, the population from Homs comprising brown *L. abdullahbayrami* is located much closer (about 80 km north of collection sites in Bekaa). The third colour variation comprises grey specimens, which are found in the region east of the Euphrates River.

The trichobothrium db on the fixed finger of the pedipalp is located between trichobothria est and esb in the Lebanese specimens, as in the specimens from Turkey. On the other

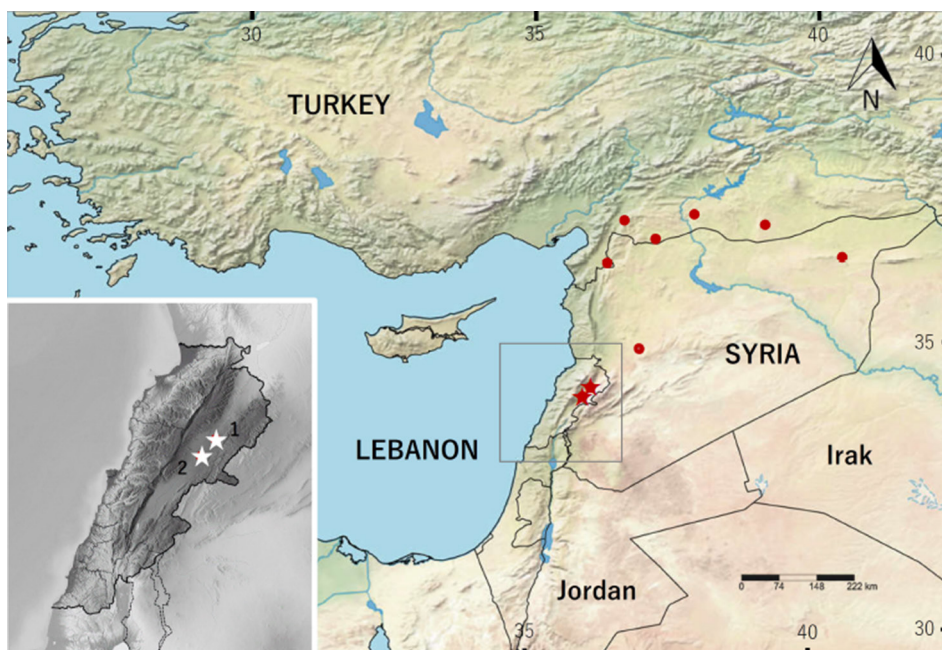


Fig. 2: Map showing collecting localities of *Leiurus abdullahbayrami* in Lebanon (stars in the main map and inset) and the current species' distribution (red dots), 1 – Maqneh, 2 – Brital




Fig. 3: *Leiurus abdullahbayrami*, female specimen. **a.** carapace and first four tergites; **b.** metasoma, lateral view; **c.** metasoma, ventral view; **d.** fifth segment and telson, ventral view; **e.** fifth segment and telson, lateral view; **f.** chela, dorsal view; **g.** chela, lateral view; **h.** movable finger (trichobothrial pattern is indicated by red circles)

hand, the trichobothrium db is closer to trichobothrium est compared to specimens from the Turkish population.

The species *Aegaeobuthus nigrocinctus* (Ehrenberg, 1828) (Karataş 2007), *Compsobuthus schmiedeknechti* Vachon, 1949 (Varol et al. 2006) and *Scorpio kruglovi* Birula, 1910 (Roe- wer 1943) are also distributed in the Hatay province (Tur- key) and in Lebanon as well. The presence of these species in both Hatay and Lebanon indicates that faunal similarities exist between these regions, which are both in the Levant and share ecologically similar characteristics. The true relationship between the *L. abdullahbayrami* populations should be deter- mined through future phylogenetic studies, a task facilitated by the availability of mitochondrial DNA sequences from the specimens from Turkey (Ayhan et al. 2018).

Vachon (1966), Fet & Lowe (2000) and El-Hennawy (2013) listed *Leiurus hebraeus* as the only species belonging to the genus *Leiurus* that inhabits Lebanon. The present study pro- vides evidence of a second *Leiurus* species in Lebanon, showing that the genus is probably undersampled in the region.

Severe cardiac alterations and acute pulmonary edema in children envenomed by *L. abdullahbayrami* attest to its very high venom toxicity towards humans (Dokur et al. 2017, As- lan et al. 2018, Yöntem et al. 2020), which correlate with the species' venom LD₅₀ in mouse bioassays, the lowest among all species of the genus *Leiurus* thus far determined. Therefore, *L. abdullahbayrami* is potentially one of the medically most relevant scorpion species in the Middle East.

Considering that significant venom divergence between *Leiurus quinquestriatus* and *Leiurus hebraeus* has been reported (Nascimento et al. 2006, Smertenko et al. 2001), a fact that may limit the neutralization spectrum of therapeutic anti-venoms available in the Middle East (Amr et al. 2021), know- ledge of the current distribution of medically important scor- pion species is of public health interest in this region. Given that fatal scorpion stings in children – by as yet unidentified specimens – have occurred in areas of Lebanon (Brital, Be- kaa), where *L. abdullahbayrami* is present (e.g. [https://www. albawaba.com/news/lebanese-kid-dies-after-scorpion-sting-](https://www.albawaba.com/news/lebanese-kid-dies-after-scorpion-sting-)

[amid-medicine-shortages-1440607](https://www.albawaba.com/news/lebanese-kid-dies-after-scorpion-sting-)), it seems possible that this species has been involved in such cases. Local health administration should therefore take the presence of this highly venomous species in Lebanon into account. As a con- sequence, further investigations to reveal the current distribu- tion of *L. abdullahbayrami* in Lebanon should be carried out. The appropriate medical infrastructure for the local human communities should be set up, which might prevent further fatalities, especially among children.

Acknowledgements

We acknowledge the Lebanese Ministry of Health for issuing permit N° 10564 for scorpion collection. This study was supported by the Research and Development Department, Lebanese Venom Company, Qaraoun, Lebanon.

Disclosure Statement

No potential conflict of interest was reported by the authors.

References

- Amr ZS, Abu Baker MA, Al-Saraireh M & Warrell DA 2021 Scorpions and scorpion sting envenoming (scorpionism) in the Arab countries of the Middle East. – *Toxicon* 191: 83-103 – doi: [10.1016/j.toxicon.2020.12.017](https://doi.org/10.1016/j.toxicon.2020.12.017)
- Aslan N, Yildizdas D, Horoz OO, Arslan D, Varan C, Erdem S & Yilmaz HL 2018 Severe Troponin I elevation and myocardial dysfunction in a child with scorpion sting. – *Journal of Pediatric Intensive Care* 7: 219-224 – doi: [10.1055/s-0038-1673624](https://doi.org/10.1055/s-0038-1673624)
- Ayhan H, Çarhan A, Yağmur EA, Özkan O & Çeleb B 2018 Phyloge- netic relationships among the *Leiurus abdullahbayrami* (Scorpiones: Buthidae) populations in Turkey inferred from mitochondrial DNA sequence data. – *Biharean Biologist* 12: 65-69
- Cain S, Gefen E & Prendini L 2021 Systematic revision of the sand scorpions, genus *Buthacus* Birula, 1908 (Buthidae C.L. Koch, 1837) of the Levant, with redescription of *Buthacus arenicola* (Sim- mon, 1885) from Algeria and Tunisia. – *Bulletin of the American Museum of Natural History* 450: 3-133 – doi: [10.1206/0003- 0090.450.1.1](https://doi.org/10.1206/0003-0090.450.1.1)
- Dokur M, Dogan M & Yağmur EA 2017 Scorpion-related cardio- myopathy and acute pulmonary edema in a child who is stung by *Leiurus abdullahbayrami*. – *Turkish Journal of Emergency Medicine* 17: 104-108 – doi: [10.1016/j.tjem.2016.12.005](https://doi.org/10.1016/j.tjem.2016.12.005)

- El-Hennawy HK 2013 Preliminary list of Lebanese spiders and other arachnids (except ticks and mites). – Serket 13: 228–275
- Fet V 2000 Family Scorpionidae Latreille, 1802. In: Fet V, Sissom WD, Lowe G & Braunwalder ME (eds) Catalog of the scorpions of the world (1758–1998). The New York Entomological Society, New York. pp. 427–486
- Fet V & Lowe G 2000 Family Buthidae C. L. Koch, 1837. In: Fet V, Sissom WD, Lowe G & Braunwalder ME (eds) Catalog of the scorpions of the world (1758–1998). The New York Entomological Society, New York. pp. 54–286
- Karataş A 2007 *Mesobuthus nigrocinctus* (Ehrenberg, 1828) (Scorpiones: Buthidae) in Turkey: Distribution and morphological variation. – Euscorpius 56: 1–10 – doi: [10.18590/euscorpius.2007.vol2007.iss56.1](https://doi.org/10.18590/euscorpius.2007.vol2007.iss56.1)
- Khalil N & Yağmur EA 2010 *Leiurus abdullahbayrami* (Scorpiones: Buthidae), a new species for the scorpion fauna of Syria. – Serket 12: 1–6
- Levy G & Amitai P 1980 Fauna Palaestina. Arachnida I: Scorpiones. The Israel Academy of Science and Humanities, Jerusalem. pp. 49–51
- Lowe G, Yağmur EA & Kovařík F 2014 A review of the genus *Leiurus* Ehrenberg, 1828 (Scorpiones: Buthidae) with description of four new species from the Arabian Peninsula. – Euscorpius 191: 1–129 – doi: [10.18590/euscorpius.2014.vol2014.iss191.1](https://doi.org/10.18590/euscorpius.2014.vol2014.iss191.1)
- Nascimento DG, Rates B, Santos DM, Verano-Braga T, Barbosa-Silva A, Dutra AA, Biondi I, Martin-Eauclaire MF, De Lima ME & Pimenta AM 2006 Moving pieces in a taxonomic puzzle: venom 2D-LC/MS and data clustering analyses to infer phylogenetic relationships in some scorpions from the Buthidae family (Scorpiones). – Toxicon 47: 628–639 – doi: [10.1016/j.toxicon.2006.01.015](https://doi.org/10.1016/j.toxicon.2006.01.015)
- Ozkan O, Yağmur EA & Ark M 2011 A newly described scorpion species, *Leiurus abdullahbayrami* (Scorpion: Buthidae), and the lethal potency and *in vivo* effects of its venom. – Journal of Venomous Animals and Toxins including Tropical Diseases 17: 414–421 – doi: [10.1590/S1678-91992011000400008](https://doi.org/10.1590/S1678-91992011000400008)
- Roewer CF 1943 Über eine neuerworbene Sammlung von Skorpionen des Natur-Museums Senckenberg. – Senckenbergiana 26: 205–244
- Shorthouse DP 2010 SimpleMappr, an online tool to produce publication-quality point maps. – Internet: <https://www.simplemappr.net> (9. Oct. 2021)
- Sissom WD & Fet V 2000 Family Diplocentridae Karsch, 1880. In: Fet V, Sissom WD, Lowe G & Braunwalder ME (eds) Catalog of the scorpions of the world (1758–1998). The New York Entomological Society, New York. pp. 329–354
- Smertenko AP, Omran MA, Hussey PJ & McVean A 2001 Toxin evolution in scorpion venom: Evidence for toxin divergence under strong negative selection in *Leiurus quinquestriatus* subspecies. – Toxin Reviews 20: 229–244 – doi: [10.1081/TXR-100108558](https://doi.org/10.1081/TXR-100108558)
- Teruel R & Turiel C 2020 The genus *Buthus* Leach, 1815 (Scorpiones: Buthidae) in the Iberian Peninsula. Part 1: four redescriptions and six new species. – Revista Ibérica de Aracnología 37: 3–60
- Vachon M 1966 Liste des scorpions connus en Égypte, Arabie, Israël, Liban, Syrie, Jordanie, Turquie, Irak, Iran. – Toxicon 4: 209–218 – doi: [10.1016/0041-0101\(66\)90052-3](https://doi.org/10.1016/0041-0101(66)90052-3)
- Varol İ, Yağmur EA, Özaslan M, Yalçın M 2006 A scorpion *Compsothuthus schmiedeknechti* (Scorpiones: Buthidae) new to the Turkish fauna. – Journal of Biological Sciences 9: 1559–1562
- Yağmur EA, Koç H & Kunt KB 2009 Description of a new species of *Leiurus* Ehrenberg, 1828 (Scorpiones: Buthidae) from southeastern Turkey. – Euscorpius 85: 1–20 – doi: [10.18590/euscorpius.2009.vol2009.iss85.1](https://doi.org/10.18590/euscorpius.2009.vol2009.iss85.1)
- Yöntem A, Yıldızdaş RD, Horoz O, Aslan N, Mısırlıoğlu M, Yılmaz HM & Erdem S 2020 Levosimendan treatment in a child with treatment-resistant left ventricular systolic dysfunction after scorpion sting. – Hong Kong Journal of Emergency Medicine 27: 245–249 – doi: [10.1177/1024907919827195](https://doi.org/10.1177/1024907919827195)
- Ythier E 2021 The genus *Buthus* Leach, 1815 (Scorpiones: Buthidae) in France with description of a new species from the Eastern Pyrenees. – Faunitaxys 9: 1–10

ZOBODAT - www.zobodat.at

Zoologisch-Botanische Datenbank/Zoological-Botanical Database

Digitale Literatur/Digital Literature

Zeitschrift/Journal: [Arachnologische Mitteilungen](#)

Jahr/Year: 2022

Band/Volume: [63](#)

Autor(en)/Author(s): Borges Adolfo, Yagmur Ersen

Artikel/Article: [First record of the medically significant scorpion *Leiurus abduhbayrami* \(Scorpiones: Buthidae\) for Lebanon 7-10](#)