© Hans Malicky/Austria; download unter www.biologiezentrum.at

BRAUERIA (Lunz am See, Austria) 30:28-29 (2003)

Polycentropus pirisinui MALICKY, 1981 - Updated distribution in Italy and description of the female

Fernanda CIANFICCONI, Piero SALERNO

Abstract. The distribution of *Polycentropus pirisinui*, endemic to Italy, is considered and the female is illustrated and described.

Introduction

The male of *Polycentropus pirisinui* was described by MALICKY (1981) based on specimens found in Toscana (east of Bibbiena, AR, 450 m a.s.l.) in 1980. Two males were captured by M.Valle using light traps in Emilia Romagna (Ponte Samona, Guiglia, MO) in 1992 (CIANFICCONI *et al.*,1993). Specimens of *Polycentropus* sp. from the River Tiber in the Moretti collection (MORETTI *et al.*, 1997) were re-examined and attributed to this species. Later Salerno collected several specimens, including females, in central Italy. M.Valle lent us some specimens from northern and southern Italy preserved in the Museo civico di Scienze Naturali "E. Caffi" di Bergamo. MALICKY noted (*in litt.*) the presence of the species in collections made in 2001-2002 in northern Italy. Examination of large numbers of specimens resulted in an updating of the distribution in Italy and in the description of the unknown female.

Material examined

Piemonte: Rio Meri, inlet Lago di Ortiglieto, AL, 300 m, 23.VI.2001: 11 ♂, 42 ♀; 13.VIII.2002: 2♂, leg. det. Malicky. **Liguria**: Stream Gargassa, Rossiglione, GE, 320 m, 16.VII.2001: 3 ♀, leg. Museo Caffi BG; outlet Lago di Ortiglieto, Rossiglione, GE, 300 m, 5.VII.2002: 18 ♀, leg. Bianchi, Zatelli; Ritano delle Brigne, Rossiglione, GE, 400 m, 16.VII.2001: 8 ♀, leg. Museo Caffi, BG; 5.VII.2002: 6 ♀, leg. Bianchi, Zatelli; Stream Stura, Mason, GE, 450 m, 16.VII.2001: 1 ♂, 59 ♀, leg. Museo Caffi, BG; Stream Lerrone, Casanova, SV, 150 m, 25.VI.2001: 3 ♀, leg. det. Malicky. **Marche**: Stream Certano, PS, 370 m, 29.VI.1994: 20 ♀, leg. Salerno. **Umbria**: Stream Aia, Madonna di Corvagliano, TN, 153 m, 26.VI.1998: 1 ♂, 2 ♀ (during the day); 81 ♂, 296 ♀, 1 pupa ♂, 4 pupe ♀; 17.VII.1998: 30 ♂, 306 ♀; 22.VII.1998: 8 ♂, 13 ♀, leg. Salerno, Vinciarelli; Stream Carpina, PG, 450 m, 27.VI.2000: 3 ♂, 3♀, leg. Salerno, Radicchi; River Tevere, Todi, S. Sisto, PG, 134 m, 20.IV.1967: 1 p ♂, leg. Giovagnoni, (det. Moretti). **Toscana**: River Tevere, Cercetole, AR, 500 m, 22.VII.1967: 1 ♂, leg. Viganò, (det. Moretti); Formole, AR, 450 m, 27.VII.1983: 2 ♀, leg. Selvi; Pieve S. Stefano, AR, 425 m, 26.VI.1982: 2 ♀, leg. Chiappafreddo, Cianficconi, Corallini. **Basilicata**: River Noce, Maratea, PZ, 30 m, 22.VI.1998: 7 ♂, 25 ♀, leg. Bertuetti, Pantini, Valle; River Noce, Castrocucco, Maratea, PZ, 5 m, 21.VI.1998:1 ♀, leg. Pantini.

Apart from 1 ♂ and 2 ♀ collected during the day (26.VI.1998), all specimens were collected with light traps (U.V. lamps).

Fig. 1 – *Polycentropus pirisinui* - map of distribution in Italy up to 2002.

All the specimens from Liguria and Basilicata are in the collection of Museo di Bergamo. The specimens of Piemonte and Liguria (SV) are in the Malicky collection at Lunz am See, Austria. The specimens of the other regions are in the Moretti collection at the Dipartimento di Biologia Animale ed Ecologia dell'Università di Perugia.

This species which was known in the Regions Emilia Romagna, Toscana, Umbria (CIANFICCONI, 2002), is now recorded for the first time in Piemonte, Liguria, Marche, Basilicata. It is endemic to Italy with a Tyrrhenian distribution (Fig. 1).

The female of *Polycentropus pirisinui*

Allotype ♀ and paratypes: Umbria, Stream Aia , Madonna di Corvagliano, TN, 153 m, 26.VI.1998, leg. Salerno, Vinciarelli, coll. Moretti.

Wings and body yellowish brown, forewing length 7-7.5 mm (Fig. 2).

Genitalia – They are distinguished by 3 reddish brown areas in VIII segment clearly visible under stereo-microscope: 2 lateral and 1 anterior central (Fig. 3).

On the basis of the description by DE PIETRO (2000) of females from four species of *Polycentropus* in Sicily, the female of *Polycentropus pirisinui* is presented here (Fig. 4).

In lateral view the anterior dorsal angle of IX segment is obtuse (a); in ventral view external parts of gonopods VIII have a domed shape (c); ventral plates are leaf-shaped (c); central portion of the processus spermathecae is circular (e).

Remarks

This species is found in lotic waters between epirhithral and epipotamal zones at altitudes of 5 -500 m a.s.l. The adults emerge in summer months (June, July) and are attracted, especially the females, by light traps. In the collections from stream Aia (26.06.1998) many females had a whitish colour indicating recent emergence, and a few females were ovigerous. A few pupae and many

© Hans Malicky/Austria; download unter www.biologiezentrum.at

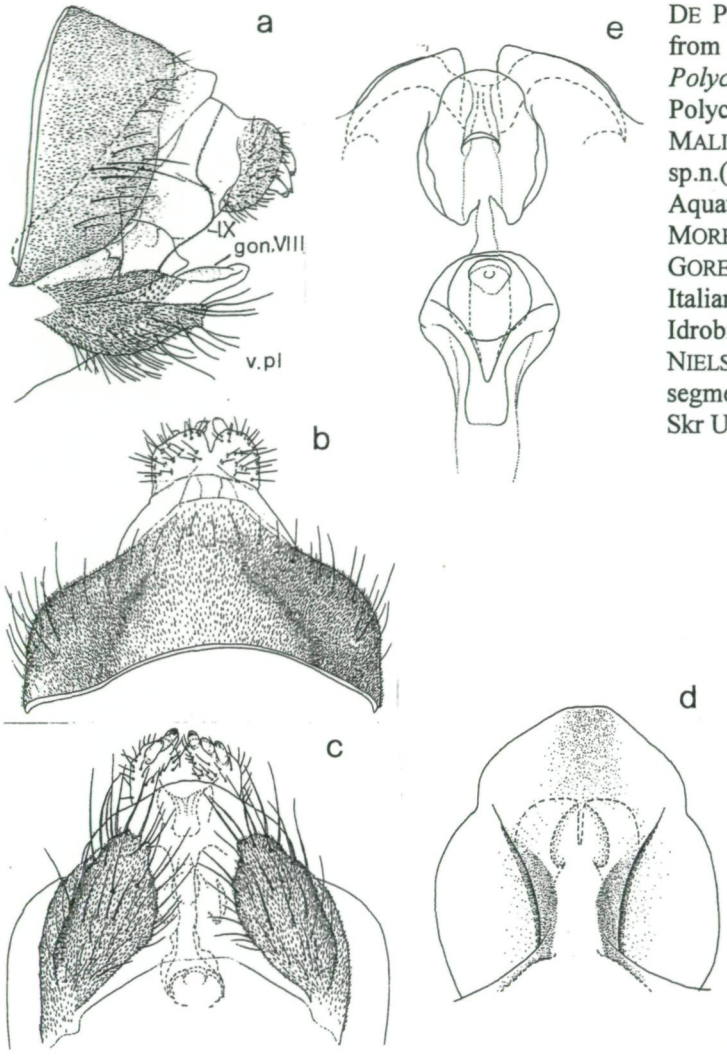

Fig. 4 –*Polycentropus pirisinui* - female genitalia (allotype, cleared in KOH). Lateral view (a); dorsal view (b); ventral view (c); ventral view of segment VIII and IX after removal of the ventral plates (d); genital chamber (e). IX = IX segment; gon. VIII = gonopod VIII; v. pl. = ventral plate.

empty pupal cases were observed on the stony substrate (Fig. 5).

In Umbria and Marche *Polycentropus pirisinui* is often found together with *P. morettii.*

Acknowledgement – We would like to express our gratitude to Prof. Hans Malicky for information about his recent findings of the species; Dr. Marco Valle for providing specimens from the Museo di Scienze Naturali di Bergamo, Angelo Speziale for the drawings and Umberto Chiappafreddo for the photographs.

References

CIANFICCONI F., 2002 –The third list of Italian Trichoptera (1990-2000). In: MEY W. (ed.), Proc. 10th Int. Symp. Trichoptera. Nova Suppl. Ent., Keltern: 349-368.

CIANFICCONI F., MORETTI G. P., VALLE M., 1993 - I Tricotteri del Museo di Bergamo (II Nota). Segnalazioni nuove per la fauna italiana. Riv. Mus. civ. Sc. Nat. "E. Caffi" Bergamo, 16: 255-286.

DE PIETRO R., 2000 – *Polycentropus cianficconiae* sp.n. from Sicily and descriptions of the female of *Polycentropus* species found in Sicily (Trichoptera, Polycentropodidae). Aquatic Insects 22 (4): 247-259.

MALICKY H., 1981 – *Polycentropus pirisinui* sp.n.(Trichoptera, Polycentropodidae) from Central Italy. Aquatic Insects 3 (1): p.12.

MORETTI G. P., DI GIOVANNI M.V., GIANOTTI F.S., GORETTI E., CHIAPPAFREDDO U., 1997 - I Tricotteri Italiani della collezione G.P. Moretti. Catalogo. Riv. Idrobiol. 36 (1/2/3): 437 pp.

NIELSEN A., 1980 – A comparative study of the genital segments and genital chamber in female Trichoptera. Biol. Skr Udgivet K Dan Vidensk Selsk 23: 1-200.

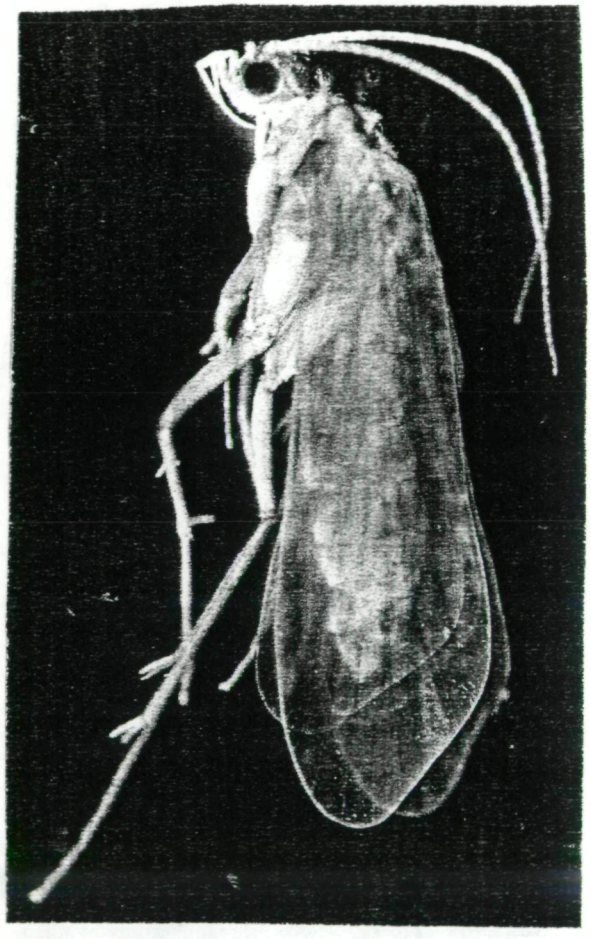

Fig. 2 – *Polycentropus pirisinui* ♀.

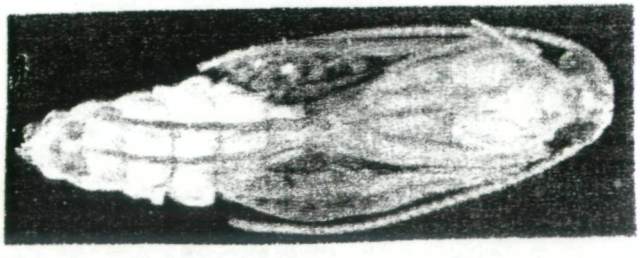

Fig. 3 – *Polycentropus pirisinui* - ♀ pupa viewed ventrally; the 3 reddish brown areas of the VIII segment are clearly visible.

Address of the authors: – Dipartimento di Biologia Animale ed Ecologia, Università di Perugia, Via Elce di Sotto – 06123 PERUGIA, Italy.

ZOBODAT - www.zobodat.at

Zoologisch-Botanische Datenbank/Zoological-Botanical Database

Digitale Literatur/Digital Literature

Zeitschrift/Journal: Braueria

Jahr/Year: 2003

Band/Volume: 30

Autor(en)/Author(s): Cianficconi Fernanda, Salerno Piero

Artikel/Article: Polycentropus pirisinui MALICKY, 1981 - Updated distribution in Italy and description of the female 28-29