

## Tarkhanian and Chokrakian of the Eastern Paratethys: state of knowledge and correlation

Irina A. GONTSHAROVA

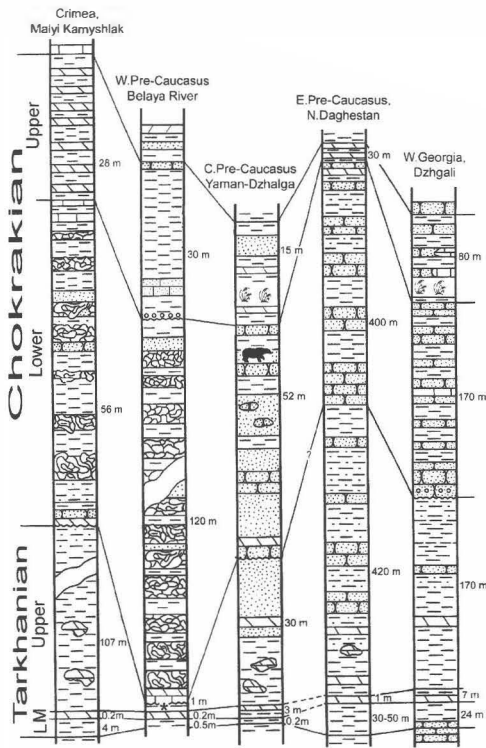
Paleontological Institute, Russian Academy of Sciences, Profsoyuznaya Str. 123, 117647 Moscow, Russia

The stratigraphic extent of the Tarkhanian and Chokrakian varies widely in the opinion of different scientists. We include all “*spiralis*”-clays of the hypostratotype into the Tarkhanian and place the boundary at their top. This level of faunistic change coincides with the structural and facial reorganisation of the basin and can be traced all over its territory.

A series of sections extends from Crimea through Pre-Caucasus to the West Georgian Dzhgali locality in the Megrelian Depression (Figs. 1, 2). Tarkhanian deposits are usually dominated by clay; sands and limestones, often with bioherms, and only subordinate clay characterise the Chokrakian. Karaganian deposits represent mostly sands and clays, sometimes with stromatolites. The thickness of Tarkhanian sediments varies from 120 m to 450 m (in depressions), that of Chokrakian reaches up to 700 m.

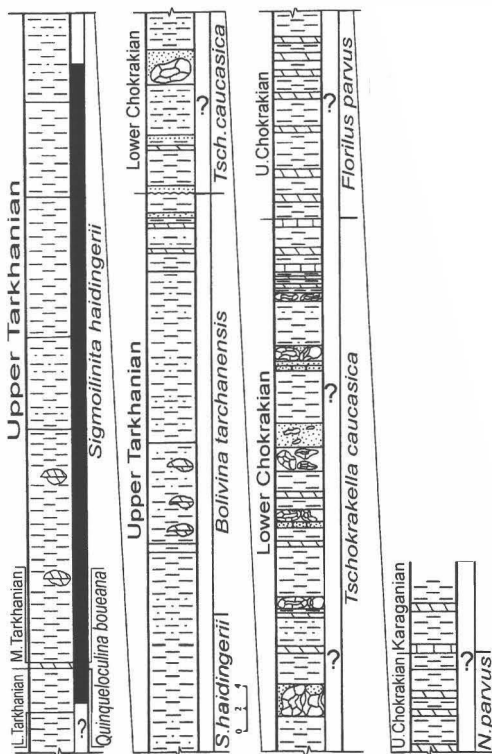


**Fig. 1:** Paleogeography of the Mediterranean Fold Belt in the beginning of the Middle Miocene (Chokrakian - Early Badenian - Langhian). Authors: GONCHAROVA, SHCHERBA, KHONDKARIAN.



**Fig. 2:** Correlation of sections extending from Crimea through Pre-Caucasus, and also the West Georgian section at Dzhgali in the Megrelian Depression (modified after GONCHAROVA 1989).

Intra-basin subdivision is based on well known benthic foraminifera and molluscs. A benthic foraminiferan zonal scheme was developed by BOGDANOWICZ (1965, 1974) for the Tarkhanian and Chokrakian (Fig. 3). The zones largely coincide with data on molluscs (BOGDANOWICZ & GONCHAROVA 1976).



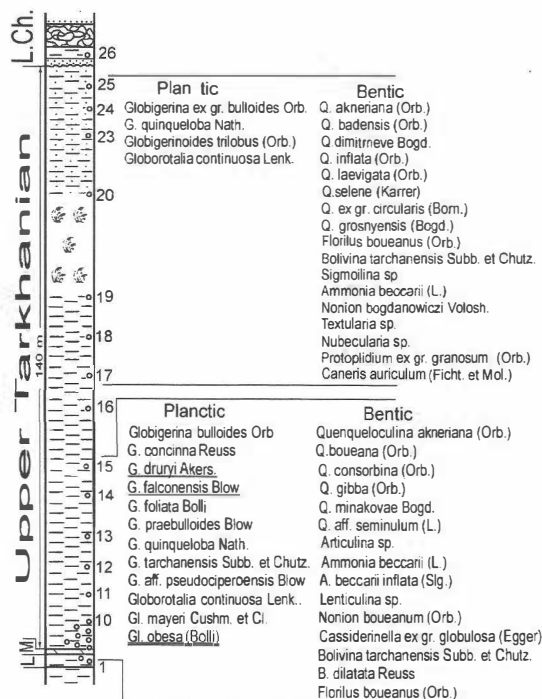
**Fig. 3:** Hypostratotype of Tarkhanian and Chokrakian Regional Stages (Crimea, Kerch Peninsula, Maiyi Kamyshlak) after GONCHAROVA (1989), showing additionally benthic foram zones after BOGDANOWICZ (1965, 1974) and paleomagnetic data after PEVZNER (pers. comm.).

In the Early Tarkhanian a normal oxygen regime was restored and a marine fauna re-appeared. Few endemic brackish elements (*Rzehakia dubiosa* HOERNES = *R. socialis* RZEHAKE, *Congerina nucleolus* RZEHAKE, *Saccamina zuramakensis* BOGDANOWICZ), inherited from the

Kozakhurian, persisted locally into the lower Upper Tarkhanian. A similar persistence occurs in brackish facies of the Karpatian. The fauna reaches its climax in the Middle Tarkhanian and experiences impoverishment during the Late Tarkhanian. In the hypostratotype this starts abruptly at 11.5 m above the base and becomes more gradual upsection. ANANIASHVILI (1999) also reports an impoverishment of molluscs at the same level in Skelya section. The Early Chokrakian is marked by a distinct enrichment of the fauna, which, however, nearly disappeared in the Late Chokrakian. The Karaganian is characterised by a diversification of a fauna which is endemic to the Eastern Paratethys. The benthic foraminiferan zones are unfortunately based mainly on endemic species and cannot easily be correlated with the zones of the Central Paratethys.

### Biostratigraphic data

Planktic foraminifera are low diverse in the Tarkhanian. The prevailing taxon is *Globigerina tarchanensis* SUBBOTINA & CHUTZ. The most recent and complete data are reported by TROFIMOVICH (in ANANIASHVILI 1999) from the Skela section. This is located at the eastern wing of the anticline where the hypostratotype (Fig. 4) crops out in the other wing.



**Fig. 4:** Foraminifera identified by TROFIMOVICH (in ANANIASHVILI 1999) in Skela section.

In the lower part of the section (42 m thick, samples 2 – 15) 12 species are recorded, the upper part (72 m thick, samples 17 – 25) brought forth 4 species. No precise data on the individual samples are given and no correlation of the two assemblages with a biozonal scheme is presented by the author. The lower assemblage, however, includes 2 species which are characteristic for the Badenian and one species which was not found above the Karpatian till now (according to CÍCHA et al. 1998). IVANOVA (1999) and BARG & IVANOVA (2000), however, report *Globigerioides bisphaericus* and *Globoquadrina dehiscens* from the Middle and Upper Tarkhanian in bore-holes in the Alma Depression in Crimea (from deposits of 4 m and 0.6 – 4.5 m thickness). They attribute these deposits to the zone of *Globigerinatella insueta*. No planktic foraminifera are recorded in the Chokrakian.

Nannoplankton data of the Tarkhanian are contradictory in respect to biostratigraphic zonation ANDREYEVA-GRIGOROVICH & SAVYTSKAYA (2000) place the entire Tarkhanian into zone NN5, KONENKOVA & BOGDANOVICH (1994) put the NN4/NN5 boundary in the lower part of the Upper Tarkhanian 1.5 m above the marl and IVANOVA et al. (1998) and BARG &

IVANOVA (2000) 5 m above the marl. The Chokrakian deposits are poor in nannoplankton, however, BOGDANOVICH (in BARG 1993) identified still zone NN5 in the overlying Karaganian. In addition, the radiolarian horizon, above the Karaganian, can be correlated with the Welician.

Some interesting results are presented by the first studies of dinocysts in the Eastern Paratethys. In the lower Upper Tarkhanian ZAPOROZHETS (1999) identified *Tuberculodinium vancampoe*, index of the Lower Miocene Subzone VII b of DA COSTA & DOWNIE (1979), *Hystrichosphaeropsis obscura* and *Lingulodinium machaerophorus*. This assemblage can be correlated with the Karpatian and upper part of the Burdigalian, respectively (Tab. 4).

The diatoms *Coscinodiscus grunowii* PANTIC and *Coscinodiscus* (or rather *Cestodiscus* - RADIONOVA 1991) *stokesianus* GREW. from NE Bulgaria (TEMNIKOVA-TOPALOVA & KOZYRENKO 1982) indicate similarities to both the Karpatian *Raphidodiscus marylandicus* - zone and the Lower Badenian diatom assemblage. However, the Chokrakian content considered in this study is not clear. To my knowledge, from other Chokrakian deposits diatoms are known but not studied.

Pteropods (planktic gastropods) have never been specifically studied in the Eastern Paratethys. They were only identified incidentally by various authors (Table 1). Their taxonomic position or stratigraphic range have never been evaluated. The six identified species were assigned to the genus *Limacina*, however, without detailed taxonomic study. The only exception is the identification of *L. valvatina* and *L. andrussovi* by JANSSEN (1984), their record, however, is problematic: *L. valvatina* was sampled in the talus at Cape Tarkhan and originates from Tarkhanian – Chokrakian beds, *L. andrussovi* was found in gypsum bearing sandy limestones of Cape Kop-Kocheghen and belongs probably to Konkian or Karaganian.

	Eastern Paratethys						Central Paratethys			
	Tarkhanian			Chokrakian		Konkian	Karpatian	Badenian		
	L	M	U	L	U			Moravian	Welician	Kosovian
<i>L. andrussovi andrussovi</i> (Kittl)						+ (AJ)		?	+ (G)	
<i>L. andrussovi tschokrakensis</i> (Zh.)			+(Zh)							
<i>L. konkensis</i> (Zh.)						+ (LI)				
<i>L. nucleata</i> (Zh.)			+(LI)							
<i>L. subtarchanensis</i> (Zh.)		+(Zh)		+(LI)						
<i>L. tarchanensis</i> (Kittl)	+(MN)	+(MN)	+(NT)	+(Zh)		+(AJ)	+(G)	+(G)		
<i>L. valvatina</i> (Reuss)	+(AJ)							+(BH)	+(BH)	+(BH)

**Tab. 1:** Distribution of pteropods (*Limacina*), found in the upper Lower - lower Middle Miocene of Eastern Paratethys [for the Central Paratethys, data for Austria, Poland and Hungary are after JANSSEN (1984, 1990), BOHN-HAVAS & ZORN (1995); for Romania after GHEORGIAN et al. (1966); Identification by: JANSSEN (1984), BOHN-HAVAS & ZORN (1995), GHEORGIAN et al. (1966)], ILJINA in GONTSHAROVA (1989), NOSSOVSKY et al. (1976, 1984), ZHIZHCENKO (1959). In the Eastern Paratethys, only the records are used which are properly located in the section (except *L. valvatina*).

Tarkhanian and Chokrakian bivalves are well studied (Table 2) and nearly all recorded species (92 of the Tarkhanian, 71 of the Chokrakian) have been revised. Both faunas are equally similar to the Karpatian and Badenian: 54% of the Tarkhanian and 52% of the Chokrakian fauna correspond with that of the Badenian; correspondence with the Karpatian

fauna is 35% and 31%. All these values are lower than those between the Karpatian and Badenian (63%). For the Tarkhanian, Chokrakian and Badenian the data are based on GONCHAROVA (1989) and STUDENCKA et al. (1998). The preliminary list of Karpatian bivalves is based on CICHA et al. (1967) and PAPP et al. (1973), on studies of Cepreghy-Meznerics and personal studies of collections at the Hungarian Natural History Museum in Budapest and at the Institute of Palaeontology, University of Vienna. Because of the incomplete knowledge of Karpatian bivalves, these data are very preliminary. In particular, as our study of Badenian bivalves does not include clayey facies, which is, however, very important for the Karpatian. Nevertheless it is obvious that Tarkhanian and Chokrakian faunas are very similar to those of the Karpatian and Badenian. Unfortunately, bivalve data do not allow intrabasinal stratigraphic subdivision. Even pectinids, accurate biostratigraphic tools in the Central Paratethys, are of no help. Six pectinid species occur in the Tarkhanian and Chokrakian, two of which are endemic for the Eastern Paratethys. *L. corneus denudatus* occurs in the Lower, Middle and Upper Tarkhanian and is considered to be characteristic for the lower part of the *Flabellipecten besseri* zone (Lower Badenian) of Poland and Ukraina (STUDENCKA 1999). It is, however, also found in the Egerian of Hungary as well as in the Ottnangian (PAPP et al. 1973) and Karpatian (CICHA et al. 1967). More indicative is the Paratethyan endemic *Palliolum bittneri* (TOULA) in Sartaganian beds of Konka, which characterizes the upper subzone of *F. besseri* zone (Upper Badenian).

	number of species	species (%) in common to:	
		Karpatian	Badenian (343 spp.)
Tarkhanian	92	35	54
Chokrakian	71	31	52
Karpatian	187	—	63

**Tab. 2:** Bivalvian statistics.

According to ILJINA (1993), Tarkhanian benthic gastropods are, like bivalves, more similar to that of the Badenian than to the Karpatian ones. The Chokrakian gastropod associations are quite different due to changed basin connections and coincidence to Karpatian and Badenian gastropods is low.

The mammals of the upper Lower Chokrakian locality Belomechetka in the Western Pre-Caucasus (Table 3) attributed to Zone MN5 by GABUNIA (in MURATOV & NEVESSKAYA 1986) and VISLOBOKOVA (1990), to Zone MN6 by AGADZHANYAN (in MURATOV & NEVESSKAYA 1986), and to the upper MN5 – lower MN6 by LOPATIN (pers. comm.). The fauna needs, however, a taxonomic revision. Younger mammals (Tarkhanian or possibly Lower Chokrakian) of Kyzyl-Bulak (Transkaspa) are referred to MN5 by LOPATIN (pers. comm.), but need also to be revised.

According to AKHMETYEV (1993), the Tarkhanian represents one of the Neogene climatic optima dated into the latest Early Miocene. This is supported by thermophilous mollusc genera (*Pteria*, *Perna*, *Isognomon*, *Atrina*, *Limaria*, *Chama*, *Gibbula*, *Turritella*, *Calyptraea*), by a mesophilous subtropical flora, by the presence of sargassan algae, by lunulitiform bryozoans, termites, cockroaches, the thermophilous ant *Dolichoderus*, and a warm water ichthyofauna.

Belomechetka

(Chokrakian in Central Pre-Caucasus; MN5 after GABUNIA, 1986, VISLOBOKOVA pers.comm., MN5-MN6 after LOPATIN pers. comm., MN6 after AGADZANJAN 1986)

*Shizogalerix* sp.  
*Amphechinus* sp.  
*Albanensia* sp.  
*Mycrodyromys koenigswaldi*  
 De Bruijn  
*Protalactaga* sp.  
*Cricetodon caucasicus* (Argyr.)  
*C. meieni* Freud.  
*Megacricetodon minor* (Lart.)  
*Democricetodon gailladi*  
 (Schaub.)  
*Deperetomys* sp.  
*Bizantinia* sp.  
*Fahlbuschia* sp.  
*Amphicyon caucasicus* Gab.  
*Lapictis* sp.  
*Pseudaelurus* sp.  
*Percrocuta abessalomi* Gab.  
*Gomphotherium* sp.  
*Platybelodon danovi* (Boriss.),  
*P. jamanzalgensis* Belj. and  
 Gab.

*Deinotherium* sp.  
*Anchitherium* sp.  
*Paranchitherium karpinski*  
 Borris.  
*Beliajevina caucasica* (Boriss.)  
*Aceratherium* sp.  
*Chilotherium* sp.  
*Caucasotherium efremovi* N.  
 Ver.  
*Bunolistriodon* sp.  
*Kubanochoerus robustus* Gab.  
*Dorcatherium* sp.  
*Lagomeryx* sp.  
*Micromeryx* sp.  
*Dicrocerus belometschetskense*  
 Gab.  
*Paradicrocerus flerovi* Gab.  
*Heteroprox* sp.  
*Palaeotragus* sp.  
*Paratragocerus caucasus* Sok.  
*Kubanoctragus miocenicus* Sok.  
*Hypsodontus miocenicus* Sok.  
*Orycteropus* sp.

Kyzylbulak

(Tarkhanian-L. Chokrakian? In Transcaspien; MN5 after LOPATIN pers. comm.)

*Cricetodon* sp.  
*Zygodolophodon* sp.  
*Anchitherium aurelianense*  
 Cuv.  
*Aceratherium* sp.  
*Conohyus* sp.  
*Micromeryx* sp.  
*Dicrocerus aralensis* Basch.  
*Stephanoceras* sp.

**Tab. 3:** Mammalia in Belomechetka and Kyzylbulak

Magnetostratigraphic data are contradictory. TRUBIKHIN (1998) records revers polarity for the Tarkhanian and correlates the lower part of the Tarkhanian-Chokrakian interval with Chron C5Br. In contrast, PEVZNER (pers. comm.) found the Tarkhanian to be of normal polarity and correlates this interval with Chron C5Cn (Fig. 3).

According to GONCHAROVA et al. (2001), the Kozakhurian and Tarkhanian are tectonically quiet intervals. This is in contrast to the tectonic reorganisation during the Early Chokrakian as well as the Early Badenian of the Central Paratethys, where the Styrian phase represents an important tectonic event for the development of the Northern Peri-Tethys.

### Conclusion

We cannot rely on the contradictory data on planktic foraminifera, calcareous nannoplankton and magnetostratigraphy, as well as on insufficient or not indicative data of benthic foraminifera and diatoms. Hence, we have to deal with data on dinocysts, molluscs (marine fauna with inherited brackish species), climate, and tectonics, which unanimously show that at least the lower Upper Tarkhanian belongs to the Lower Miocene and is therefore below the base of the Badenian (Table 4). The upper part of the Upper Tarkhanian can be correlated to the Badenian (Table 4), although direct evidence for this correlation is missing. The Chokrakian can be correlated to the Lower Badenian (except for its lowermost part). The calcareous nannoplankton (NN5) of the Chokrakian and the abundance of gypsum in the Karagian makes a correlation of the Chokrakian with the Middle Badenian unlikely. The Konkian most probably correlates to the Upper Badenian (Kosovian).

Ma	EPOCH	Mediterranean stages	Planktic foram zones	Nannoplankton zones	Central Paratethys regional stages	Planktic foram zones	Benthic foram zones	Eastern Paratethys regional stages	Phases of tectogenesis								
11 12 13 14 15 16 17 18 19	UPPER	Tortonian	M13	NN 8-9	Pannonian			Upper	Attic								
			M12														
			M11														
	MIDDLE	Serravalian	M10	NN6-7		Sarmatian s.s.			Middle								
			M9														
			M8														
			M7								Badenian	Upper	Kosovian	<i>Velapertina indigena</i>	<i>Bullimina Bolivina</i>	Konikian	Veselyankian
												Middle	Wielician	<i>Globigerina decoraperta</i> <i>Globigerina druryi</i>	<i>Spiroplectamina carinata</i>		Kartvelian
			M6								Badenian	Lower	Moravian	<i>Orbulina suturalis</i> <i>Praeorbulina glomerosa</i>	LAGENIDAE	upper	Brykian
	M5	lower	Zyukian														
	LOWER	Burdigalian	Langhian	M4	NN4	Karpatian				Tarkhanian: Karaganian							
				M3							NN3	Ottningian	<i>Globigerinatella insueta</i>		Kozakhurian		
				M2												NN2	Eggenburgian

**Tab. 4:** Correlation chart of Middle Miocene regional stages of the Central and Eastern Paratethys and Mediterranean stages (GONCHAROVA et al. 2001).

## References

- ANANIASHVILI, G., 1999: On Biostratigraphy of Middle Miocene sediments of Eastern Paratethys. - Bull. Georgian Acad. Sci., 160/3, 495-497, Tbilisi.
- ANDREYEVA-GRIGOROVICH, A.S. & SAVYTSKAYA, N.A., 2000: Nannoplankton of the Tarkhanian deposits of the Kerch Peninsula (Crimea). - Geol. Carpathica. 51/6, 399-406, Bratislava.
- AKHMETYEV, M.A., 1993: Fitostratigrafiya kontinental'nykh otlozheniy paleogena i miotsena Vnetropicheskoy Azii [Phytostratigraphy of the non-marine sediments of the Paleogene and Miocene of the Extratropical Asia]. - 140 pp, Moscow, Nauka.
- BARG, I.M., 1993: Biostratigrafiya verkhnego kaynozoya Yuzhnoy Ukrainy [Biostratigraphy of the Upper Cenozoic of Southern Ukraine]. - 195 pp, Dniepropertovsk, Dniepropertovsk State University Press.
- BARG, I.M. & IVANOVA, T.A., 2000: Stratigraphy and development of the Plain Crimea in Miocene. - Stratigrafiya Geologicheskaya korrelatsiya, 8/3, 83-93 (in Russian).

- BOGDANOWICZ, A.K., 1965: Stratigraphic and facial distribution of forams in the Miocene of the Western Pre-Caucasus and problems of their genesis. - Trudy Krasnodarskogo filiala VNIPIneft', 16, 300-351 (in Russian).
- BOGDANOWICZ, A.K., 1974: Developmental stages of the foram fauna in the Miocene of North Caucasus and problems of their genesis. - Mem. Bur. rech. geol. et minières, 78/2, 739-744 (in Russian), Paris.
- BOGDANOWICZ, A.K. & GONCHAROVA, I.A., 1976: Environments and changes in composition of forams and bivalve molluscs in the Late Tarkhanian time in the Kerch Peninsula. - Bull. MOIP, Otdel geolog. 51/2, 155-156 (in Russian).
- BOHN-HAVAS, M. & ZORN, I., 1993: Biostratigraphic studies on planctonic gastropods from the Tertiary of the Central Paratethys. - Scripta Geol. Spec. Issue 2, 57-66, Leiden.
- CICHA, I., SENEŠ J. & TEJKAL, J., 1967: Chronostratigraphie und Neostatotypen – Bd. 1, M3 Karpatien, 312 pp, Bratislava.
- CICHA, I., RÖGL, F., RUPP C. & CTYROKA, J., 1998: Oligocene - Miocene foraminifera of the Central Paratethys. - Abhandl. Senckenberg. Naturforsch. Gesellschaft, 549, 325 pp, Frankfurt a. M..
- GHEORGHIAN, M., IVA, M., GHEORGHIAN & MIHAELA, 1965/66: Considerations sur le genre *Spirialis*. - Dari de Seama ale Sedintelor, V. LIII/2, Paleontologie, 1-15.
- GONCHAROVA, I.A., 1989: Dvustvorchatyie molluski tarkhanskogo i chokrakskogo basseynov [Bivalve molluscs of the Tarkhanian and Chokrakian basins]. - 200 pp, Trudy Paleontologicheskogo Instituta AN SSSR, 234.
- GONCHAROVA, I.A., KHONDKARIAN, S.O. & SHCHERBA, I.G., 2001: The Tarkhanian-Karaganian Stage in development of the Euxinian-Caspian Basin (Eastern Paratethys). Part 1: Tarkhanian - Stratigraphiya. - Geologicheskaya Korrelatsiya, 9/5, 109-123 (in Russian; to be translated into English in Stratigraphy Geol. Correlation 9).
- ILJINA, L.B., 1993: Opredelitel' morskikh srednemiotsenovykh gastropod Yugo-Zapadnoy Evrazii [Key for identification of the marine Middle Miocene gastropods of the SW Eurasia]. - 149 pp, Moscow, Nauka Press.
- IVANOVA, T.A., 1999: Biostratigrafiya miotsenovykh otlozheniy Ravninnogo Kryma po foraminiferam [Forum based biostratigraphy of the Miocene deposits of the Plain Crimea]. - Abstract of the PhD thesis in geology and mineralogy. Kiev. Inst. Geol. Nauk, 20 pp, NAN Ukrainy.
- IVANOVA, T.A., BARG, I. M. & BOGDANOVICH, E.M., 1998: Tarkhanian regional stage of the Plain Crimea. - Izvestiya Vuzov. Geologiya i Razvedka, 1998/2, 44-50 (in Russian).
- JANSSEN, A.W., 1984: Type specimens of pteropod species (Mollusca, Gastropoda) described by ROLLE (1961), REUSS (1867) and KITTL (1886), kept in the collection of the Naturhistorisches Museum at Vienna. - Meded. Werkgr. Tert. Kwart. Geol., 21/2, 61-92, Rotterdam.
- KONENKOVA, I.D. & BOGDANOVICH, E.M., 1994: Distribution of forams and nanoplankton in the Tarkhanian and Chokrakian deposits of the Malyi Kamysylak (Kerch Peninsula). - In: Biosphery geologichnogo minulogo Ukrainy [Biospheres of the geological past of Ukraine]. - Kiev. Inst. Geol. Nauk, NAN Ukrainy: 95-96 (in Russian).
- MURATOV, M.B. & NEVESSKAYA, L.A., (eds.) 1986: Neogenovaya sistema [Neogene System]. - 442 pp, Half-vol. 2, Stratigrafiya SSSR [Stratigraphy of the USSR].
- NOSSOVSKY, M.F., BARG, I. M., PISHVANOVA, L.S. & ANDREYEVA-GRIGOROVICH, A.S., 1976: On volume of the Tarkhanian Stage in Southern USSR. - In: Stratigrafiya kaynozoya Severnogo Prichernomor'ya i Kryma [Stratigraphy of the North Black Sea Region and Crimea]. - Dniepropertovsk, Dniepropertovsk State University Press, 22-31 (in Russian).
- NOSSOVSKY, M.F. & BOGDANOVICH, E.M., 1984. On the nanoplankton based correlation of the Tarkhanian Regiostage. - Doklady Acad. Sci. USSR, 275/2, 440-441 (in Russian).



- RADIONOVA, E.P., 1991: Stratigrafiya neogena tropicheskoy oblasti Tikhogo okeana po diatomeyam [The diatom based Neogene stratigraphy of the tropic area of the Pacific Ocean]. - 110 pp, Moscow, Nauka Press.
- STEININGER, F.F., CTYROKY, P., HÖLZL, O., KOKAY, J., SCHLICKUM, W.R., SCHULTZ, O. & STRAUCH, F., 1973: Die Molluskenfaunen des Ottnangien. - In: PAPP, A., RÖGL, F., SENES, J. (eds.): Chronostratigraphie und Neostratotypen - Bd. 3, M2 Ottnangien, 380-616, Bratislava.
- STUDENCKA, B., GONTSHAROVA, I.A. & POPOV, S.V., 1998: The bivalve faunas as a basis for reconstruction of the Middle Miocene history of the Paratethys. - Acta Geol. Polonica, 48/3, 285-342, Warszawa.
- TEMNIKOVA-TOPALOVA, D.N. & KOZYRENKO, T.F., 1982: On the diatom algae in the Chokrak deposits of west part of the Eastern Paratethys (NE Bulgaria). - Botanicheskiy Zhurnal, 67, 643-647 (in Russian).
- TRUBIKHIN, V.M., 1998: Paleomagnetic scale and stratigraphy of the Neogene-Quaternary deposits of the Paratethys. - In: Opornyye razrezy neogena Vostochnogo Paratetisa (Tamanskiy poluostrov) [Base sections of the Neogene Eastern Paratethys (Taman' Peninsula)]. - Abstract Volume Volgograd & Taman, Volgogradskaya Geologo-Razvedochnaya Ekspeditsiya Ministerstva prirodnykh resursov RF, 13-21 (in Russian).
- VISLOBOKOVA, I.A., 1990: Iskopaemye oleni Evrazii [Fossil deers of Eurasia]. - 207 pp, Trudy Paleontologicheskogo Instituta AN SSSR, 240.
- ZHIZHCHEKNO, B.P., 1959: Atlas srednemiootsenovoy fauny Severnogo Kavkaza i Kryma [Atlas of the Middle Miocene fauna of North Caucasus and Crimea]. - 386 pp, Moscow, Gosnauchtekhizdat.
- ZAPOROZHETS, N.I., 1999: Palinostratigraphy and zonal division of the Middle Eocene - Lower Miocene deposits of Belaya River (NW Pre-Caucasus) after dyncocysts. - Stratigrafiya Geologicheskaya Korrelatsiya, 7/2, 61-78 (in Russian).

# ZOBODAT - [www.zobodat.at](http://www.zobodat.at)

Zoologisch-Botanische Datenbank/Zoological-Botanical Database

Digitale Literatur/Digital Literature

Zeitschrift/Journal: [Berichte des Institutes für Geologie und Paläontologie der Karl-Franzens-Universität Graz](#)

Jahr/Year: 2001

Band/Volume: [4](#)

Autor(en)/Author(s): Gontsharova Irina A.

Artikel/Article: [Tarkhanian and Chokrakian of the Eastern Paratethys: state of knowledge and correlation 14-22](#)