



# *Entomofauna*

ZEITSCHRIFT FÜR ENTOMOLOGIE

---

Band 35, Heft 22: 461-524

ISSN 0250-4413

Ansfielden, 2. Januar 2014

---

## **Review of the *Eugoa*-group in the family Erebidae (Lepidoptera: Erebidae, Arctiinae, Lithosiini) from the Philippines**

**Karel ČERNÝ & Karol BUCSEK**

### **Abstract**

The *Eugoa*-group of the subfamily Arctiinae from the Philippines is revised. 38 species are discussed. *Holocraspedon meyi* ČERNÝ sp. n., *Meteugoa malesiana* ČERNÝ sp. n., *Malesia luzonao* ČERNÝ sp. n., *Malesia cana* ČERNÝ sp. n., *Eugoa luzonica* BUCSEK sp. n., *Eugoa vittata* BUCSEK sp. n., *Eugoa clepsydra* BUCSEK sp. n., *Eugoa mindanaoica* BUCSEK sp. n., *Eugoa phantasma* BUCSEK sp. n., *Eugoa similiter* BUCSEK sp. n., *Eugoa flexilinea* ČERNÝ & BUCSEK sp. n., *Eugoa simplicata* ČERNÝ & BUCSEK sp. n., *Eugoa tricuspidata* BUCSEK sp. n., *Eugoa impar* BUCSEK sp. n., *Eugoa sparsata* BUCSEK sp. n., *Trischalis appendicina* ČERNÝ sp. n., *Trischalis nigricomma* ČERNÝ sp. n., *Trischalis homburquera* ČERNÝ sp. n., and *Trischalis pumilia* ČERNÝ sp. n. are described as new species. *Trischalis stomata* ssp. *vicentina* ČERNÝ ssp. n. is described as a new subspecies. *Notata parva* HAMPSON, *Holocraspedon bilineata* (HAMPSON), *Holocraspedon vaneekiei* HOLLOWAY, *Meteugoa ochrivena* (HAMPSON), *Meteugoa obliquiata* HAMPSON, *Eugoa trifascia* WALKER, *Eugoa mangle* HOLLOWAY, *Eugoa inconspicua* WALKER, *Trischalis subaurana* (WALKER) and *Cyclosiella dulciculoides* HOLLOWAY are recorded for the first time from the Philippines.

## Zusammenfassung

Die *Eugoa*-Gruppe des Tribus Lithosiini der Bärenspinner (Arctiinae) aus den Philippinen wird revidiert. 38 Arten werden behandelt. *Holocraspedon meyi* ČERNÝ sp. n., *Meteugoa malesiana* ČERNÝ sp. n., *Malesia luzonao* ČERNÝ sp. n., *Malesia cana* ČERNÝ sp. n., *Eugoa luzonica* BUCSEK sp. n., *Eugoa vittata* BUCSEK sp. n., *Eugoa clepsydra* BUCSEK sp. n., *Eugoa mindanaoica* BUCSEK sp. n., *Eugoa phantasma* BUCSEK sp. n., *Eugoa similitera* BUCSEK sp. n., *Eugoa flexilinea* ČERNÝ & BUCSEK sp. n., *Eugoa simplicata* ČERNÝ & BUCSEK sp. n., *Eugoa tricuspidata* BUCSEK sp. n., *Eugoa impar* BUCSEK sp. n., *Eugoa sparsata* BUCSEK sp. n., *Trischalis appendicina* ČERNÝ sp. n., *Trischalis nigricomma* ČERNÝ sp. n., *Trischalis homburquera* ČERNÝ sp. n. und *Trischalis pumilia* ČERNÝ sp. n. werden als neue Arten beschrieben. *Trischalis stomata* ssp. *vicentina* ČERNÝ ssp. n. wird als neue Unterart beschrieben. *Notata parva* HAMPSON, *Holocraspedon bilineata* (HAMPSON), *Holocraspedon vaneeckei* HOLLOWAY, *Meteugoa ochrivena* (HAMPSON), *Meteugoa obliquiata* HAMPSON, *Eugoa trifascia* WALKER, *Eugoa mangle* HOLLOWAY, *Eugoa inconspicua* WALKER, *Trischalis subaurana* (WALKER) und *Cyclosiella dulciculoides* HOLLOWAY werden das erste Mal aus den Philippinen nachgewiesen.

## Introduction

The *Eugoa* WALKER-group of genera was scarcely noted and rarely reported from the Philippines up to now. Different authors described some apparent species in their general reports, but there was no substantial work concerning these interesting moths. Our paper tries to close this gap of knowledge. Our study was based on the works of SEMPER, 1899, HAMPSON, 1918, SCHAUS, 1924, BUCSEK, 2008 and on the private collections of both authors, of the Museum Witt, Munich and of Mey & Ebert, deposited in MFN.

## Abbreviations

CKBB coll. Karol BUCSEK, Bratislava  
 CKC coll. Karel ČERNÝ, Innsbruck  
 MWM Museum Thomas WITT, München  
 MFN Museum für Naturkunde, Berlin

## Systematic section

### *Notata* HAMPSON, 1891

Type species: *Notata parva* HAMPSON, 1891 (Nilgiris) by monotypy.

*Diphtheraspis* MEYRICK, 1892, type species: *Diphtheraspis modicus* LUCAS, 1892 (Australia) by monotypy.

This small genus has typical blackish, elliptical androconial patches on the underside of the forewing and the upperside of the hindwing. It is distributed from India to Australia.

### ***Notata parva* HAMPSON, 1891**

Figs 1a, b, c, d, e.

*Notata parva* HAMPSON, 1891, Illustrations of typical Specimens of Lepidoptera Heterocera in the Collection of the British Museum **8**: 48.

*Philenora parva* HAMPSON: SEITZ, 1914, Macrolepidoptera of the World **10**: 133, pl. 18 h.

*Notata parva* HAMPSON: HOLLOWAY, 2001, Moths of Borneo **7**: 409, fig. 7h, 348, 349, pl. 7, fig. 1.

*Notata parva* HAMPSON: CERNY & PINRATANA, 2009, Moths of Thailand **6**: 15.

*Notata parva* HAMPSON: BUCSEK, 2012, Erebidae, Arctiinae (Lithosiini, Arctiini) of Malay Peninsula – Malaysia: 121, pl. 21, fig. 301, 301a, 301b.

Type locality: Nilgiris.

Geographical range: India, Thailand, Taiwan, Peninsular Malaysia, Sundaland, Sumbawa, Philippines.

Occurrence on the Philippines: Luzon, Mindanao.

Variability: The wing markings are invariable, the wingspan varies slightly from 17 to 18 mm in males and from 17 to 19 mm in the females from Mindanao. The males from Luzon are smaller with 15 to 16 mm wingspan.

Genitalia: Preparations Nr. PE 8, PE 59. See also HOLLOWAY, 2001. The small differences in form of costa and saccus seem to be not sufficient for the separation of the populations from the Philippines in different species.

Similar species: The male is characterized by the elliptical black marking at the underside of the forewing and the upper side of the hindwing.

Habitat preference on the Philippines: Observed in the primary and secondary forests at 1000 to 1600 m.

Adults recorded in: III, IX, X.

Bionomics: The males and females fly to the light in the night, especially between 21<sup>00</sup> and 24<sup>00</sup> o'clock.

Note: The species is reported for the first time from the Philippines.

### ***Holocraspedon* HAMPSON, 1893**

Type species: *Holocraspedon nigropunctum* HAMPSON, 1893 (Sri Lanka) by monotypy.

*Holocraspedum* HAMPSON, 1900, unjustified emendation.

The genus is similar and related to *Eugoa* WALKER, but the wing venation is as in *Philenora* ROSENSTOCK. The distribution includes Sri Lanka, Thailand, Peninsular Malaysia, Sundaland, Philippines, New Guinea and some Melanesian islands. There are four species on the Philippines.

***Holocraspedon bilineata* (HAMPSON, 1901)**

Figs 2a, b, c, d, e.

*Eugoa bilineata* HAMPSON, 1901, Annals and Magazine of Natural History (7) **8**: 185.

*Nola lauta* SWINHOE, 1903, Annals and Magazine of Natural History (7) **11**: 502.

*Eugoa bilineata* HAMPSON: HAMPSON, 1914, Catalogue of the Lepidoptera Phalaenae in the British Museum Supplementum **1**: 813, pl. 42, fig. 6.

*Philenora lauta* SWINHOE: HAMPSON, 1914, Catalogue of the Lepidoptera Phalaenae in the British Museum Supplementum **1**: 789, pl. 41, fig. 12.

*Holocraspedon bilineata* HAMPSON: HOLLOWAY, 2001, Moths of Borneo **7**: 411, pl. 7, fig. 345.

*Holocraspedon bilineata* HAMPSON: BUCSEK, 2012, Erebidae, Arctiinae (Lithosiini, Arctiini) of Malay Peninsula – Malaysia: 19 - 20, pl. 3, fig. 41, 41a.

Type locality: Singapore.

Geographical range: N.E. Himalayas, Thailand, Singapore, Peninsular Malaysia, Borneo, Philippines, Sulawesi, Sumbawa.

Occurrence on the Philippines: Palawan, Luzon, Mindanao.

Variability: The wing markings are rather invariable. The wingspan varies considerably, from 15 to 19 mm in males and from 16 to 19 mm in females. The specimens from Palawan are smaller having a wingspan of 15 mm on an average only.

Similar species: *Holocraspedon parallelum* SEMPER, which has a striking brown patch in the postmedian area lacking in *H. bilineata* HAMPSON.

Genitalia: Slides PE 1, PE 3. See also HOLLOWAY (2001).

Habitat preference on the Philippines: Observed in the primary and secondary forests from the lowland to about 1300 m altitude.

Adults recorded in: I, II, III, XII.

Bionomics: The males and females fly to the light during the whole night.

Note: Reported from the Philippines for the first time.

***Holocraspedon parallelum* (SEMPER, 1899)**

Fig. 3a, b, c, d.

*Holocraspedum parallelum* SEMPER, 1899, Die Schmetterlinge der Philippinischen Inseln **2**: 505.

*Holocraspedum parallelum* SEMPER: HAMPSON, 1900, Catalogue of the Lepidoptera Phalaenae in the British Museum **2**: 562, pl. 35, fig. 19.

*Holocraspedon parallelum* SEMPER: HOLLOWAY, 2001, Moths of Borneo **7**: 409.

Type locality: Luzon.

Geographical range: Philippines.

Occurrence on the Philippines: Luzon, Samar, Mindanao.

Variability: The dark patch at the forewing is often interrupted in the hind part of the wing. The wingspan varies from 14 to 17 mm.

Genitalia: Slides PE 9, PE 11, PE 60.

Similar species: *Holocraspedon vaneeki* HOLLOWAY, which has a group of four spines attached to the phallic vesica whereas there are two only in *Holocraspedon parallelum* SEMPER. In the habitually very similar species *H. sordidior* ROTHSCILD from New Guinea there are two spines too but the shape of valve is different. In *H. vaneeki*

HOLLOWAY the female genitalia is more delicate whereas the general form is very similar.

Habitat preference on the Philippines: Observed in the primary and secondary forests from the lowland to about 1300 m altitude.

Adults recorded in: I, III, X.

Bionomics: The males and females fly to the light.

***Holocraspedon vaneeckei* HOLLOWAY, 2001**

Figs 4a, e.

*Holocraspedon vaneeckei* HOLLOWAY, 2001, Moths of Borneo 7: 411, pl. 7, figs 343, 352.

*Philenora sordidior* ROTHSCCHILD sensu VAN EECKE, 1926, Zoologische Mededeelingen 9: 277.

*Holocraspedon vaneeckei* HOLLOWAY: CERNY & PINRATANA, Moths of Thailand 6: 17-18.

*Holocraspedon vaneeckei* HOLLOWAY: BUCSEK, 2012, Erebidiae, Arctiinae (Lithosiini, Arctiini) of Malay Peninsula – Malaysia: 21, pl. 3, fig. 43, 43a.

Type locality: Borneo: Poring.

Geographical range: Sundaland, Peninsular Malaysia, Thailand.

Occurrence on the Philippines: Palawan.

Variability: Not examined.

Genitalia: Slide PE 4, see HOLLOWAY 2001 too.

Similar species: *Holocraspedon parallelum* SEMPER, see there.

Habitat preference in the Philippines: Observed on the border of the secondary vegetation and in the lowland forest.

Adults recorded in: V, XI, XII.

Bionomics: The imagines fly to the light.

Note: The species was recorded for the Philippines for the first time.

***Holocraspedon meyi* ČERNÝ sp. n.**

Figs 5b, e.

Material. Holotype: 1 ♀ Philippinen, Luzon, Mt. Makiling, 400 m, 14.-16. III. 2000, LF, leg. W.

Mey & K. Ebert, MFN. Paratypes: 2 ♀♀ like holotype MFN, 1 ♀ like holotype but 30.-31. III. 2000 MWM, 3 ♀♀ like holotype but 30.-31. III. 2000, CKC.

Female: The ground colour of the head with palpi and tegulae is beige with some black hairs at vertex; antennae filiform, beige with dark scales, thorax beige with some black spots dorsally; patagia beige with a rounded basal black spot and black terminal hairs; legs beige, the first pair laterally with brown areas at the terminal part; abdomen grey dorsally and beige ventrally.

Forewing wingspan 20 mm, the ground colour beige. The black markings are wide, suffused with beige scales consisting of a basal transversal band reaching from costa to the middle of the wing, three irregular spots in the subbasal area, the slightly bent transversal antemedian line touching the middle at media, most external subbasal spot; two elongate spots in the median area; a slightly bent postmedian transversal line and a circle between the postmedian line and the apex. The outer margin and fringes are black, suffused with beige.

Hindwing beige, getting grey marginally.

The underside is grey with an inexpressive copy of the markings of the upperside.

Distribution: Known from central Luzon only.

Genitalia: Slide PE 104. Bursa copulatrix is biforked, with two hyaline lobes. Ductus bursae is narrow and long.

Similar species: The appearance is similar to *H. bilineata* HAMPSON, but a confusion is not possible, because the lines are much wider in *H. meyi* sp. n.

Etymology: The species is dedicated to my friend and specialist for Trichoptera Wolfram Mey, Berlin, who collected the type series.

### ***Meteugoa* HAMPSON, 1900**

Type species: *Eugoa ochrivena* HAMPSON, 1898 (India, Khasia Hills) by original designation.

Species with narrow, rounded forewings with dark brown markings on a beige ground colour. The venation like in *Holocraspedon*. *Meteugoa* is distributed from Himalaya and Taiwan to the Sundaland and the Philippines.

### ***Meteugoa ochrivena* (HAMPSON, 1898)**

Figs 6a, b, c, d, e.

*Eugoa ochrivena* HAMPSON, 1898, Journal of the Bombay Natural History Society **11**: 439.

*Meteugoa ochrivena* HAMPSON: HAMPSON, 1900, Catalogue of the Lepidoptera Phalaenae in the British Museum **2**: 335-336, fig. 236.

*Eugoa ochrivena* HAMPSON: SEITZ, 1914, Macrolepidoptera of the World **10**: 165, pl. 17 b.

*Meteugoa ochrivena* HAMPSON: BUCSEK, 2012, Erebidae, Arctiinae (Lithosiini, Arctiini) of Malay Peninsula – Malaysia: 21, pl. 3, fig. 44.

Type locality: Assam, Khasis.

Geographical range: N.E. Himalayas, Taiwan, Thailand, Peninsular Malaysia, Borneo, Bali, Philippines.

Occurrence on the Philippines: Luzon, Mindanao.

Variability: The wing markings are rather invariable in the examined specimens. The wingspan varies from 20 to 23 mm in males and females.

Genitalia: Slides PE 57, PE 69, see HOLLOWAY 2001 too. In the females the bursa copulatrix is wider as in the bornean specimens.

Similar species: There is no similar species on the Philippines.

Habitat preference on the Philippines: Observed in the secondary forest.

Adults recorded in: II, III, X.

Bionomics: The males and females fly to the light in the late night.

Note: The species was recorded for the first time from the Philippines.

***Meteugoa obliquiata* HAMPSON, 1900**

Figs 7a, b, c, d, e.

*Meteugoa obliquiata* HAMPSON: HAMPSON, 1900, Catalogue of the Lepidoptera Phalaenae in the British Museum 2: 335-336, fig. 236.

*Meteugoa obliquiata* HAMPSON: BUCSEK, 2012, Erebidae, Arctiinae (Lithosiini, Arctiini) of Malay Peninsula – Malaysia: 22, pl. 4, fig. 45.

Type locality: Java.

Geographical range: Singapore, Peninsular Malaysia, Borneo, Java, Philippines.

Occurrence on the Philippines: Mindanao.

Variability: The wing pattern is rather invariable. The wingspan is 23 mm in males and varies from 25 to 28 mm in the females.

Genitalia: Slides PE 20, PE 67, see HOLLOWAY 2001 too.

Similar species: *Meteugoa malesiana* sp. n., see there.

Habitat preference on the Philippines: Observed in the montane secondary forest.

Adults recorded in: I, III.

Bionomics: The imagines fly to the light during the night.

Note: The species was recorded on the Philippines for the first time.

***Meteugoa malesiana* ČERNÝ sp. n.**

Figs 8a, b, c, d, e.

Material. Holotype: 1 ♂ Philippinen, Mindanao, Bukidnon Prov. Mt. Kitanglad, 1200 m, 1.-7. Februar 1996, leg. S. Gundorov, MWM. Paratypes: 1 ♂ 3 ♀♀ Philippines, Mindanao, Bukidnon prov., 60 km S Talakag, Dominorog, 1271 m, 23.-24. III.2009, 7°56,144'N, 124°38,5'E, leg. K. Černý & J. Lourens, CKC; 1 ♀ Philippines, Mindanao, Surigao del Sur, 4 km E Homburquer, Gata, 170 m, 17.-18. III. 2009, 8°42,944'N, 126°9,402'E, leg. K. Černý & J. Lourens, CKC; 1 ♀ Philippines, Mindanao, Bukidnon, 15 km NW Maramag, Mt. Kalatungan, prim. Forest, Mt. Bagong Silang, 1450 m 30.XII.1991, leg. K. Černý, CKC; 1 ♀ Philippines, Mindanao-Bukidnon, 45km NW Maramag, Mt. Binasilang, 1200 m, Bergurwald 2.X.1988, leg. Černý & Schintlmeister, CKC; 1 ♀ Philippinen, N.Luzon-Mts.Prov., Chatol, 1600 m, 15km SE Bontoc, 17°02'N, 21°03'E, Nebelurwald, 24.IX., 14.X.1988, leg. Černý & Schintlmeister, CKC; 1 ♀ Philippinen, Luzon- Nueva Vizcaya Prov., Dalton Pass, Santa Fe, 800 m, 16°07'N, 120°36'E; sec. veg. 21.IX.-17.X.1988, leg. Černý & Schintlmeister, CKC; 1 ♀ Philippinen, N.Luzon, Ifugao, Banawe, 20 km N Lagawe, 16°54'N; 121°05'E; sec. veg., 1200 m, 22.IX.-16.X.1988, leg. Černý & Schintlmeister, CKC.

Male: Head with antennae and tegulae and thorax with patagia are greyish brown; the legs are brown, striated with ochreous, abdomen is greyish brown, the tuft paler.

The wingspan is 21 mm, the forewings are pale greyish brown suffused with brown scales; some brown streaks near the base; a brown point in cell, a brown streak on cubitus, an oblique brown postmedian line parallel to the margin, a rounded brown dot on radius, a series of irregular submarginal brown spots, the fringes are pale greyish brown; the underside is pale greyish brown with reduced markings.

The hindwings are pale grey, the fringes are pale greyish brown, at the underside is the margin darker.

Female: Like the male, in the average larger.

Variability: The specimens from Luzon have the hindwings paler. The wingspan varies from 20 to 21 mm in males and from 19 to 26 mm in females.

Male genitalia: Slide PE 19. Valve with a sclerotised thorn on the dorsal lobe, uncus is very long. Phallic vesica with a sclerotised area.

Female genitalia: Slide PE 54. Bursa copulatrix is basally sclerotised, one half of the terminal lobe with a field of short spines; appendix bursae basally sclerotised with a lot of short spines.

Similar species: *Malesia luzonao* sp. n., see there.

Etymology: The name describes the similarity of this species to the species of the genus *Malesia*.

### ***Malesia* VAN EECKE, 1920**

Type species: *Malesia eugoana* VAN EECKE, 1920 (Java) by monotypy.

The genus is closely related to *Holocraspedon* HAMPSON and differs slightly in the wing venation. It is distributed in Thailand, Peninsular Malaysia, on the Sundaland and on the Philippines.

### ***Malesia luzonao* ČERNÝ sp. n.**

Figs 9a, b, c, d, e.

Material. Holotype: 1 ♂ Philippines, Mindanao, Misamis Norte prov., 22 km NE of Claveria, Brg. Mat I, 1160 m, 21. III.2009, 8°39,874'N, 124°59,516'E, leg. K. Černý & J. Lourens, MWM; Paratypes: 1♂ 4 ♀♀ like holotype, CKC; 4♂♂ 3 ♀♀ Philippines, Mindanao, Bukidnon prov., 60 km S Talakag, Dominorog, 1271 m, 23.-24. III.2009, 7°56,144'N, 124°38,5'E, leg. K. Černý & J. Lourens, CKC; 1♂ Philippines, Mindanao-Bukidnon, 45km NW Maramag, Mt. Binasilang, 1200 m, Bergurwald 2.X.1988, leg. Černý & Schintlmeister, CKC.

Additional material (no paratypes): 1 ♀ Philippines, N.Luzon, Ifugao, Banawe, 20 km N Lagawe, 16°54'N; 121°05'E; sec. veg., 1200 m, 22.IX.-16.X.1988, leg. Černý & Schintlmeister, CKC; 1 ♀ Philippines, N.Luzon-Ifugao, Banawe, 20 km N Lagawe, 16°54'N; 121°05'E; sec. veg., 1200 m, 8.II.-12.II.1988, leg. Černý & Schintlmeister, CKC.

Diagnosis: The macromorphology of the imagines is very similar to that of the sundanian species. There are good differences in the genitalia.

Occurrence on the Philippines: Luzon, Mindanao.

Variability: The wing pattern is rather invariable. The wingspan varies from 16 to 17 mm in males and from 16 to 18 mm in females.

Similar species: *Meteugoa malesiana* sp. n., which is larger and has additional markings on the forewings, especially on its marginal part.

*Malesiana cana* sp. n., see there.

Habitat preference: Observed in the montane primary and secondary forests.



Male genitalia: Slides PE 13, PE 16. Costa of the valve is terminally strong sclerotised, short bifurcate. Phallus is short, rounded, phallic vesica with a series of 15 to 20 short spines.

Female genitalia: Slide PE 15. Very similar to that of the bornean population, but the ductus bursae is wider.

Etymology: The name is derived from the names of Luzon and Mindanao, where the new species occurs.

Note: The females from Luzon have very similar genitalia but there was no male examined.

### ***Malesia cana* ČERNÝ sp. n.**

Figs 10a, b, c, d, e.

Material. Holotype: 1 ♂ Philippines, Mindanao, Misamis Norte prov., 22 km NE of Claveria, Brg. Mat I, 1160 m, 21. III.2009, 8°39,874'N, 124°59,516'E, leg. K. Černý & J. Lourens, MWM. Paratypes: 1 ♂ 1 ♀ like holotype, CKC; 1 ♀ Philippines, Mindanao, Bukidnon prov., 60 km S Talakag, Dominorog, 1271 m, 23.-24. III.2009, 7°56,144'N, 124°38,5'E, leg. K. Černý & J. Lourens, CKC; 1 ♂ Philippines, Mindanao, Surigao del Sur, 4 km E Homburquer, Gata, 170 m, 17.-18. III.2009, 8°42,944'N, 126°9,402'E, leg. K. Černý & J. Lourens, CKC.

Male: The antennae are bipectinate, pale grey. The head and thorax are pale grey, legs dirty white. The forewings have an wingspan of 15 to 16 mm and are pale grey with markings like in *Malesia eugoana* VAN EECHE. The hindwings are dirty white.

The female is very similar, the antennae are filiform.

Similar species: *Meteugoa luzonao* sp. n., which has the ground colour of body and forewings pale brown, whereas it is pale grey in *Malesia cana* sp. n. There are good differences in the genitalia.

Habitat preference: Observed in the montane primary and secondary forests.

Male genitalia: Slide PE 25. The valve has subterminally a hyaline lobe, the sacculus is terminated with a hook. Phallus is straight, at the phallic vesica there is laterally a sclerotised ridge and small scobinations, terminally a large field of uniform, tight fitting spines.

Female genitalia: Slide PE 70.

Etymology: canus = grey.

### ***Eugoa* WALKER, 1858**

Type species: *Eugoa aequalis* WALKER, 1858 (Borneo) by monotypy.

*Hectogama* MEYRICK, 1889, type species *Hectogama dissozona* MEYRICK, 1889 (New Guinea), by monotypy.

An extensive genus of small and middle Arctiinae with typical venation and wing pattern. At the forewings there are typical transversal fasciae in black, grey and brown colour, the ground colour is brownish grey, sometimes white. In cell there are very often two black spots. The genus is distributed from India and Japan to New Guinea and

Australia and there are related species in Africa too. On the Philippines we recorded 20 species.

***Eugoa luzonica* BUCSEK sp. n.**

Figs 11 a, c, d.

Material. Holotype: 1 ♂ Philippines, prov. Nueva Vizcaya, Dalton Pass, Santa Fe, 300 m, 18° 7'N, 120°36'E, 21. 9. - 17. X. 1988, leg. Černý & Schintlmeister, in coll. MWM. Paratypes: 1 ♂ like holotype but CKBB; 1 ♂ Philippines, N Luzon, Ifugao, 14 km SE Lagawe, Bolog, 16°41'N, 121°10' E, 500 m, Sec. vegetation, 07. 02. 1988, leg. Černý & Schintlmeister, CKBB; 2 ♂♂ Philippines, N Luzon, Ifugao, Banawe vic., 20 km N Lagawe, 16°54'N, 121°06'E, 1200 m, 22. 9 - 16. X. 1988, leg. Černý & Schintlmeister, CKC.

♂ 18-19 mm. The antennae are gently pectinated, head and neck are creamy white, thorax brown, in the area of the connection to the abdomen creamy white, abdomen is creamy yellow. Forewings are creamy white with brown bands and spills. The basal spot is bright, located in the middle, the discal band extends from the costal margin backwards on both sides. The postdiscal band extends from the costal margin backwards on both sides, the proximal part is inclined toward the apex. The marginal band is a semicircle placed in tornus which extends to the half of the width of the wings. The hindwings are pale yellow, their outer margin is suffused with brown.

♂ genitalia PHEU 1: Valve is wide at the base, narrowed in the second half, the upper 1/5 is sharply narrowed, terminated with a rounding. Editum is haired, saccus triangular. Uncus is very wide at the base, strongly tapering to apex. At the phallus there are three large cornuti.

Similar species: *E. trifascia* WALKER; *E. arcuata*. HAMPSON has both bands extended downwards whereas in *E. trifascia* WALKER the discal band is more or less equally wide and the postdiscal one is in the middle apparently narrowed.

Distribution: Philippines: Luzon.

***Eugoa vittata* BUCSEK sp. n.**

Figs 12a, b, c, d, e.

Material. Holotype: 1 ♂ Philippines, prov. Negros Orient., NW Valencia, Camp Look Out, 9°16'N, 123°13' E, 500 m, 18. 7. - 20. 7. 1985, leg. J. Settele, MWM. Paratypes: 3 ♂♂ like holotype, but CKC, 1 ♀ Philippines, Mindanao, Bukidnon, 15 km NW Maramag, Mt. Bagong Silang, 1250 m, sec. forest, 29. 12. 1991, leg. Karel Černý, CKBB. 1 ♂ Philippines, Mindanao, E slope Mt. Apo Baracatan, 7° 00,513' N, 125° 22,498' E, 1050 m, 4/5 May 2008, JH Lourens leg., CKBB, 1 ♂ Philippines, E Luzon, Aurora prov. Sra Madre, 14 km S of Dilalongan, Dapalan river, 50 m, 16° 02,709' N, 121° 42,667' E, 11/12 Feb 2008, JH Lourens/K. Knoblich leg, CKBB, 1 ♂ Philippines, Z Luzon, Quezon, Quezon Forest Nat. Park, 250 m, 14° 01' N, 122° 11' E, Primärurwald, 8. - 10. X. 1988, leg. Černý & Schintlmeister, CKBB, 1 ♂ Philippines, Mindoro occ., 10 km E San Jose Paciolo, 12 ° 22' N, 121 ° 08' E, 100 m, Kalk., 28.1 - 4.2.1988, leg. Černý & Schintlmeister, CKC.

Male: The wingspan is 18 mm. The antennae are gently pectinated. Head and collar are creamy white, thorax is brown, only at the connection to the abdomen there is a small part creamy white coloured, abdomen is creamy white. At the forewing there are greyish brown bands and spots. The irregular basal spot is located in the middle, the antemedian one is gently sloped, in the hind part slightly enlarged. The postdiscal band is slightly

skewed, in the last third rapidly expanding to the outer margin (sometimes connected with the submarginal band); the marginal band is shaped like an ellipsis across the entire width of the wing. The hindwings are pale yellow, at the apex slightly brown sprinkled.

Female: Wingspan 19 mm, antennae are filiform, habitus is the same like in the male, but the brown suffusion near of apex of the hindwing is more pronounced.

♂ genitalia PHEU 2: The valve is wide and in the middle of the costal margin narrowed. The costa is attenuate, prominent and arcuate. The upper part of valve is angular, of irregular shape with numerous small but prominent spikes. In the hind part of valve on the costal margin there is a fine pubescence. Editum is haired, transtilla is curved and saccus is terminated by a sclerotized scaphium. Phallus is inexpressive.

♀ genitalia PHEU 3: Papilla analis is terminally haired, apophysis posterioris and apophysis anterioris are visible, corpus bursae has prominent signa.

Similar species: *E. punctivittata* sp. n., having discoidal dots on the forewings which are missing in *E. vittata* sp. n.

### ***Eugoa arcuata* HAMPSON, 1918**

Figs 13a, b, c, d, e.

*Eugoa arcuata* HAMPSON, 1918, Novitates Zoologicae **25**: 108.

The wingspan is 17 - 18 mm in males. The imagines are similar to the *E. vittata* sp. n., but the basal spot is shorter, the postmedian band has medially in 2/3 an apparent angle. The submarginal white band is rather triangular whereas it is longitudinal in *E. vittata* sp. n. In the discoidal field there is a single black dot.

Female: Wingspan 18 - 19 mm, the markings are the same like in the male.

♂ genitalia PHEU 4: Valve is from the base up to 2/3 equally wide, in the last 1/3 slightly extended, completed with substantially rounded shape. Editum significantly haired. Tegumen is broad, uncus thin, obtusely terminated. At the phallic vesica there are three distinct cornuti, one of them sharp pointed.

♀ genitalia PHEU 5: Papilla analis is gently haired, apophysis posterioris and apophysis anterioris are visible, corpus bursae with some signa and with a field of spines.

Distribution: Philippines: Luzon, Panay, Sibuyan.

### ***Eugoa trifascia* WALKER, 1862**

Figs 14a, b, c, d, e.

*Lyclene trifascia* WALKER, 1862, Journal of the Linnean Society (Zoology) **6**: 111.

*Eugoa similis* ROTHSCILD, 1913, Novitates Zoologicae **20**: 221.

*Eugoa aequalis* ab. *trifascia* WALKER: SEITZ, 1914, Macrolepidoptera of the World 10: 121.

*Eugoa trifascia* WALKER: HOLLOWAY, 2001, Moths of Borneo 7: 415, pl. 7, fig. 7, fig. 367, 392.

*Eugoa trifascia* WALKER: BUCSEK, 2012: Erebidae, Arctiinae (Lithosiini, Arctiini) of Malay Peninsula – Malaysia: 4, pl. 1, fig. 1.

Similar species: *E. arcuata* HAMPSON - *E. trifascia* WALKER - *E. luzonica* sp. n. In *E. trifascia* WALKER the antemedian band is more or less equally wide and the postdiscal one is contracted in the middle.

Genitalia: ♂ PHEU 6, ♀ PHEU 7.

Distribution: Thailand, Peninsular Malaysia, Borneo, Sumatra, Philippines: Palawan, Luzon, Leyte.

Note: The species was recorded on the Philippines for the first time.

***Eugoa clepsydra* BUCSEK sp. n.**

Figs 15a, b, bb, c, d, e.

Material. Holotype: 1 ♂ Philippines, Mindanao, Bukidnon, 40 km NW Maramag, Dalongdong, 800 m, Talakag, 7°53'N, 123°54' E, Waldrand, 31. 12. 1991 - 2. 1. 1992, leg. Karel Černý, MWM. Paratypes: 5 ♂♂, 1 ♀ like holotype but CKBB; 3 ♂♂, 1 ♀ like holotype but CKC; 2 ♀♀ Philippines, Mindanao, Bukidnon, 40 km NW Maramag, Dalongdong, 800 m, Talakag, 7°53'N, 124°40' E, 1. - 3. 10. 1988, leg. Černý & Schintlmeister, CKC; 1 ♀ Philippines, Mindanao, Bukidnon, 45 km NW Maramag, Mt. Binasilang, Bergurwald, 1200 m, 2. 10. 1988, 7°55'N, 124°40' E, leg. Černý & Schintlmeister, CKBB; 2 ♂♂ the same but CKC; 5 ♂♂, 3 ♀♀ the same but CKBB; 3 ♂♂ Philippines, Mindanao, Bukidnon, 15 km NW Maramag, Mt. Bagong Silang, 1250 m, sec. forest, 29. 12. 1991, leg. Karel Černý, CKC; 1 ♂ Philippines, Mindanao, Bukidnon, 15 km NW Maramag, Mt. Kalatungan, sec. forest, 450 m, prim. forest, 30.XII.1991, leg. Karel Černý, CKC; 4 ♂♂, 2 ♀♀ Philippines, Mindanao, Bukidnon, 60 km S. Talakag, Dominorog, 1271 m, 23. - 24. III. 2009, 7°56,144' N, 124°38,5' E, leg. K. Černý & J. Lourens, CKC; 3 ♂♂ Philippines, Mindanao, Surigao del Sur, 4 km E. Homburquer, Gata, 170 m, 17. - 18. III. 2009, 8°42,944'N, 126°9,402'E, leg. K. Černý & J. Lourens, CKC; 4 ♂♂ Philippines, Mindanao, Misamis Norte prov., 22 km NE of Claveria, Brg. Mat I, 1050 m, 20. III. 2009, 8°39,874'N, 124°59,516'E, leg. K. Černý & J. Lourens, CKBB; 1 ♂ Philippines, Mindanao, Mt. Apo, W-Flanke, 1200 m, Sekundärwald, 28. - 30. VII. 1993, 6°57'N, 125°16'E, leg. Schintlmeister & Siniaev, CKBB.

Male: The wingspan is 22 mm. Antennae are finely pectinated. Head and collar are creamy white, thorax brown, abdomen creamy white. The forewings are creamy white with brown transversal bands and spots. The basal spot is of triangular shape, almost does not touch the wing's base. The antemedian band is from costal margin to 1/3 narrowed, once expanding backwards. The postmedian band is divided into two separate fields, or both parts are connected by a very narrow strip only. The posterior part of the postmedian band is twice larger than the anterior one. The rounded marginal band extends from the middle of the wing to the tornus only. The hindwings are pale yellow, costally from apex to 1/3 finely sprinkled with brown.

Female: The wingspan is 24 mm, antennae are filiform, appearance the same like in the male but the sprinkling on the hindwing is more pronounced.

Male genitalia PHEU 8: The valve is from the base to the middle equally wide, in the second half it is slightly narrower. Cucullus is completed by two protuberances. Editum is large, well haired, the hair is 2x longer than the width of the valva. Transtilla irregularly arcuate, saccus of triangular shape with blunt ending. Uncus is long and narrow, terminated with a spike. Sacculus with prominent, rounded saccular process. Phallus has a big prominent cornutus, which bears three expressive spikes.

Female genitalia PHEU 9: Papilla analis is gently haired, corpus bursae is almost completely covered with spines.

Similar species: *E. trifascia* WALKER which has the medial part of the postdiscal band well expressed whereas in *E. clepsydra* sp. n. the median part of the postmedian band is

reduced to a narrow strip or fully missing. The basal spot is in *E. clepsydra* sp. n. substantially larger than in *E. trifascia* WALKER.

Distribution: Philippines – Mindanao.

***Eugoa mindanaoica* BUCSEK sp. n.**

Figs 16b, bb, e.

Material. Holotype: 1 ♀ Philippines, Mindanao, Bukidnon, 45 km NW Maramag, Mt. Binasilang, Bergurwald, 1200 m, 02. 10. 1988, 7°55'N, 124°40' E, leg. Černý & Schintlmeister, MWM.

Paratypes: 1 ♀ like holotype but CKC; 1 ♀ like holotype but, CKBB. Female: The wingspan is 22 mm. The antennae are filiform. Head, collar and upper part of thorax are creamy white, the rest of thorax is brown, abdomen creamy white ventrally and dark brown dorsally. The forewings are creamy white with brown bands and spots. The basal spot is large, almost of round shape, no reaching the base. The antemedian band is narrowed in the middle, the postmedian band is large and wide, in 1/3 interrupted. The marginal band is of elliptical shape extended from the anal angle to the half of the wing only. The hindwings are brown.

♀ genitalia PHEU 10: Papilla analis is finely haired, apophysis posterioris and apophysis anterioris are visible, corpus bursae with a large field of spines.

Distribution: Philippines – Mindanao.

Male: not known.

Similar species: *E. trifascia* WALKER which has the postdiscal band in the middle slightly getting narrow whereas in *E. mindanaoica* sp.n it is in 1/3 of its length interrupted. The basal spot is significantly larger in *E. mindanaoica* sp. n.

***Eugoa phantasma* BUCSEK sp. n.**

Figs 17a, b, c, d, e.

Material. Holotype: 1 ♂ Philippines, N Luzon, Mts. Prov., Chatol, 1600 m, 15 km SE Bontoc, 17°02'N, 121°03'E, 24. 9. - 14. 10. 1988, leg. Černý & Schintlmeister, MWM. Paratypes: 5 ♀♀ like holotype but CKC; 1 ♂, 1 ♀ like holotype but CKBB; 1 ♀ Philippines, N Luzon, Ifugao, 14 km SE Lagawe, Bolog, 16°41'N, 121°10' E, 500 m, sec.vegetation, 07. 02. 1988, leg. Černý & Schintlmeister, CKBB; 1 ♀ Philippines, N Luzon, Ifugao, 20 km SE Lagawe, 16°54'N, 121°05'E, 1200 m, sec. vegetation, 8. 2.- 11. 2. - 12. 2. 1988, leg. Černý & Schintlmeister, CKBB; 1 ♂, 4 ♀♀ Philippines, N Luzon, Ifugao, Banue vic., 20 km N. Lagawe, Sekundärwald/Reisfelder, 16°54'N, 121°06'E, 1200 m, 22. 9. - 16. 10. 1988, leg. Černý & Schintlmeister, CKC; 1 ♂ Philippines, N Luzon, Mts. Prov., 1900 m, 22 km SE Bontoc, 17°02'N, 121° 09' E, 25. IX. 1988, leg. Černý & Schintlmeister, CKBB; 2 ♂♂ Philippines, N Luzon, Ifugao, 16 km SSE Bontoc, 17°02'N, 121°01'E, 1900 m, 9. 2. - 13. 2. 1988, leg. Černý & Schintlmeister, CKBB.

Male: The wingspan is 23 mm. The antennae are expressively pectinated, head and collar are creamy colored. Thorax is brown, the area at the joint to abdomen is creamy, abdomen is yellowish-brown. Forewings are white with brown bands and spots. The basal band is apparently interrupted in the middle. The antemedian one is wide, in the middle contracted to a thin, oblique connection. The postmedian band is from the costal margin to the cell getting narrow, oblique, in the cell contracted, its hindpart is extended towards the marginal band, the extension is paler than the band. The marginal band is

brown at apex, pale brown backwards. In the discoidal area there are two brownish black dots. The hindwings are white-yellowish, the apex with fine brown dusting.

Female: The wingspan is 25 mm. The antennae are filiform, habitus the same like in the male but the dusting of the hindwings is more pronounced.

♂ genitalia PHEU 11: The valve is from the base to the middle wide, its second half is narrowed on both sides, irregularly terminated, finely denticulate. Editum is haired, the saccular process is rounded. Transtilla is distinctive, of a triangular shape. Saccus is rounded, ovoid. The uncus is in the basal part conical, in the middle part projects a distinctive narrow, curved tip. Phallus with one thin and long spine and with one large sclerotised field which bears 5 to 6 prominent spikes.

♀ genitalia PHEU 12: Papilla analis is gently haired, corpus bursae entirely covered with cornuti.

Distribution: Philippines: North Luzon.

Similar species: The species is very specific. The confusion with any other species is not possible.

### ***Eugoa mangle* HOLLOWAY, 2001**

Figs 18a, b, c, d, e.

*Eugoa mangle* HOLLOWAY, 2001, Moths of Borneo **7**: 419, figs 8a, b, c.

*Eugoa mangle* HOLLOWAY: Bucsek, 2008, Entomofauna **22** (26): 425-426, figs 11, 12, 71, 72.

*Eugoa mangle* HOLLOWAY: Cerny & Pinratana, 2009: Moths of Thailand **6**: 22, pl. 3, fig. 38a, 38b.

Genitalia: ♂ PHEU 13, ♀ PHEU 14.

Distribution: Thailand, Cambodia, Sumatra, Borneo, Philippines: Palawan.

Note: The species was recorded on the Philippines for the first time.

### ***Eugoa translineata* SCHAUS, 1922**

Figs 19a, b, c, d, e, f.

*Eugoa translineata* SCHAUS, 1922, Insecutor Inscitiae Menstruus **10** (1-3): 36.

Type locality: Luzon, Los Baños.

♂ genitalia PHEU 15: Valve is about equally wide along the entire length, terminated by a rounding. Editum is large, excess the 1/2 of valva, strongly pilous. Tegumen with a series of spikes, uncus of cone-shape, the top side with serration and with two distinct thin spines. Phallus without significant characters.

♀ genitalia PHEU 16: Papilla analis is finely haired, apophysis posterioris and apophysis anterioris are visible.

Similar species: *E. similitera* sp. n. see there.

Distribution: Philippines: Mindanao, Mindoro, Palawan, Luzon.

***Eugoa similitera* BUCSEK sp. n.**

Figs 20a, b, c, d.

**Material.** Holotype: 1 ♂ Philippines, Mindanao, Bukidnon, 15 km NW Maramag, Mt. Bagong Silang, 1250 m, sec. forest, 29. 12. 1991, leg. Karel Černý, MWM. Paratypes: 1 ♂ Philippines, N Luzon, Ifugao, 20 km SE Lagawe, 16°54'N, 121°05'E, 1200 m, Sekundärvegetation, 8.2., 11. - 12. 2. 1988, leg. Černý & Schintlmeister, CKC; 2 ♂♂ Philippines, Luzon, Quezon, Quezon Forest Nat. Park, 250 m, 14°01'N, 122°11'E, 8. - 10. 10. 1988, leg. Černý & Schintlmeister, CKBB; 3 ♂♂, 2 ♀♀ Philippines, C. Samar, 4 km SE Bachakay, 287 m, 13. - 14.III.2009, 11° 48,025' N, 125° 14, 61' E, leg. K. Černý & J. Lourens, CKC; 1 ♂ the same but CKBB; 3 ♂♂, 1 ♀ the same but 26. III. 2009, CKBB; 4 ♂♂ Philippines, Mindanao, Surigao del Sur, 4 km E Homburquer, Gata, 170 m, 17. - 18. III. 2009, 8°42,944'N, 126°9, 402'E, leg. K. Černý & J. Lourens, CKC; 1 ♂, 1 ♀ Philippines, Mindanao, Bukidnon prov., 60 km S Talakag, Dominorog, 1271 m, 23. - 24. III. 2009, 7°56,144'N, 124°38,5'E, leg. K. Černý & J. Lourens, CKBB; 1 ♀ Philippines, Mindanao, Misamis Norte prov., 22 km NE Claveria, Brg. Mat I, 1160 m, 21. III. 2009, 8° 39,874' N, 124° 59, 516' E, leg. K. Černý & J. Lourens, CKBB.

**Male:** The wingspan is 23 mm. The antennae are gently pectinated, head and collar are ochreous yellowish, collar with an interrupted transversal brown stripe, thorax is ochreous, dorsally with an interrupted brown band and ventrally with some brown dots. Abdomen is yellowish ochreous. The forewings are greyish white with brown strips and spots, and with brown dusting. The basal spot is irregular, small, dark brown and located in the middle. The slightly oblique antemedian strip is basally straight, laterally from the costal margin to the middle narrowed, its second half is successively extended reaching on the inner margin. The postmedian strip is medially bent inwards (in *E. translineata* SCHAUS it is almost straight), laterally wide dusted with brown. The submarginal strip is delicate, zigzag shaped, interrupted. The hindwing is pale yellow with a brown dusting near of apex.

**Female:** Unknown.

♂ genitalia PHEU 17a: Valve is along the entire length equally wide, radially terminated. Editum is large, exceeding half of valvae, strongly haired. Tegumen with a number of apparent spikes, uncus has a rectangular shape, with apparently narrow spikes (*E. translineata* SCHAUS has fan-shaped uncus), saccus is rounded.

**Similar species:** *E. translineata* SCHAUS - in *E. similitera* sp. n. the antemedian and postmedian bands are significantly broader, the postmedian one is in the hindpart rounded.

**Distribution:** Philippines- Mindanao, Luzon.

***Eugoa flexilinea* sp. n.**

Figs 21a, aa, b, c, d.

**Material.** Holotype: 1 ♂ Philippines, Mindanao, Surigao del Sur, 4 km E Homburquer, Gata, 170 m, 8°43'N, 126°94'E, 17 - 18. 3. 2009, leg. Karel Černý, MWM. Paratypes: 3 ♂♂, 1 ♀ like holotype, CKBB; 3 ♂♂ Philippines, Mindanao, Bukidnon, 60 km S. Talakag, Dominorog, 1271 m, 23. - 24.III. 2009, 7° 56,144' N, 124° 38,5' E, leg. K. Černý & J. Lourens, CKC; 1 ♀ Philippines, C. Samar, 4 km SE Bachakay, 287 m, 26. III. 2009, 11° 48,025' N, 125°14,61'E, leg. K. Černý & J. Lourens, CKC.

♂ 17 mm. The antennae are gently pectinated, head is ochreous brown, thorax brown, abdomen brownish yellow. The forewings are ochreous brown, suffused with brown,



with brown markings. In the basal field there is a dark inexpressive spot. The subbasal band is nearly straight, on the inner margin slightly bent inwards. The discal band is dark brown, its hindpart is straight to the discoidal spot, here sharp bent and its frontal part is from this point to the costa oblique. The expressive disal spot is dark brown. The zigzag postdiscal band is dark brown. The submarginal field is slightly darker in comparison to the rest of the forewing. The hindwings are yellow, their marginal 1/3 is suffused with brown.

♀ - The markings are like in the male, the forewings are slightly darker, the hindwings are pale brown.

Variability: Occasionally the discal band on the forewing is gently bent.

♂ genitalia (PHEU 33): Valve wide, terminally sharp getting narrow, cucullus bifurcated to two thorns, the medial one is larger. The editum is haired, transtilla consists of two tips, directed towards the uncus. On the phallus there are two groups of large spines.

Distribution: Philippines: Mindanao, Samar.

### ***Eugoa palawanica* BUCSEK 2008**

fig. 22a.

*Eugoa palawanica* BUCSEK 2008, Entomofauna 22 (26): 431, figs 28; 85.

Distribution: Philippines: Palawan, Mindanao.

### ***Eugoa simplicata* sp. n.**

Figs 23a, c, d.

Material. Holotype: 1 ♂ Philippines, S Palawan, Rizal prov., Mantalingajan, range Pinagar/Culasian, 50 m primary forest edge, 8° 51' N, 117° 31' E, 3. and 4. March 2006, JH Lourens leg., in coll. MWM. Paratypes: 1 ♂ Philippines, N. Palawan, 20 km NWW Roxas St. Vincente, 10° 21' N, 119° 10' E, 400 m, 12 - 17. 1. 1988, leg. Černý & Schintlmeister, CKC; 1 ♂ the same but CKBB. ♂ 20 mm. The antennae are gently pectinated, head and thorax are ochreous, abdomen is ochreous brown. The forewing is ochreous, suffused with black, with black markings. In the basal field near of costa is an expressive black spot. The subbasal black band is nearly straight, on the inner margin slightly bent inwards. The discal band is black, near the inner margin slightly bent outwards. In the cell are two black spots. The postdiscal band is black, interrupted. The hindwing is yellow, its marginal half is suffused with brown.

♀ is not known.

♂ genitalia (PHEU 32): Valva is wide, terminally getting narrow, cucullus is large, formed like a mushroom, strongly haired. Its costal margin is irregularly dentated. Uncus is rectangularly bent. Phallus bears a single thorn.

Distribution: Philippines: Palawan.

### ***Eugoa crassa* WALKER, 1862**

Figs 24a, c, d.

*Lyclene crassa* WALKER, 1862, Journal of the Linnean Society (Zoology) 6: 114.

*Eugoa crassa* WALKER: HAMPSON 1900, Catalogue of the Lepidoptera Phalaenae in the British Museum 2: 547, pl. 34, fig. 28.



*Eugoa crassa* WALKER: SEITZ, 1914, *Macrolepidoptera of the World* **10**: 122, pl. 18 m.

*Eugoa crassa* WALKER: Eecke, R. VAN, 1926, *Zoologische Mededeelingen* **9**: 268.

*Eugoa crassa* WALKER: FANG 1982, *Iconographia Heterocerorum Sinicorum*, **2**: 195, fig. 1406.

*Eugoa crassa* WALKER: HOLLOWAY, 2001, *Moths of Borneo* **7**: 421, pl. 7, figs 361, 399.

*Eugoa crassa* WALKER: BUCSEK 2008, *Entomofauna* **22** (26): 432, figs 29, 30, 31, 86, 87.

*Eugoa crassa* WALKER: CERNY & PINRATANA, 2009, *Moths of Thailand* **6**: 24, pl.4, fig. 45a, 45b.

*Eugoa crassa* WALKER: BUCSEK, 2012, *Erebidae, Arctiinae (Lithosiini, Arctiini) of Malay Peninsula – Malaysia*: 9-10, pl. 2, fig. 13, 13a.

♂ genitalia PHEU 18

Distribution: Assam, Thailand, Cambodia, Peninsular Malaysia, Sundaland, Philippines: Palawan.

### ***Eugoa inconspicua* WALKER, 1863**

Figs 25a, b, c, d, e.

*Tospitis inconspicua* WALKER, 1863, *List of the specimens of Lepidopterous Insects in the Collection of the British Museum* **28**: 430.

*Eugoa inconspicua* WALKER: SEITZ, 1914: *Macrolepidoptera of the World* **10**: 122.

*Eugoa inconspicua* WALKER: HOLLOWAY, 2001, *Moths of Borneo* **7**: 422-423, pl.7, fig. 372, 400.

*Eugoa inconspicua* WALKER: BUCSEK, 2008, *Entomofauna* **22** (26): 432-433, figs 32, 33, 34, 88, 89.

*Eugoa inconspicua* WALKER: CERNY & PINRATANA, 2009: *Moths of Thailand* **6**: 24, pl. 4, fig. 43.

Genitalia: ♂ PHEU 19, ♀ PHEU 20.

Similar species: *E.mindanensis* WILEMAN & WEST. *E.inconspicua* WALKER has the wings generally darker, more brownish, but the most differences are on the ♂ genitalia – see in *E. mindanensis* WILEMAN & WEST.

Distribution: Thailand, Peninsular Malaysia, Borneo, Philippines (Palawan, Luzon).

Note: The species was recorded for the first time from the Philippines.

### ***Eugoa mindanensis* WILEMAN & WEST 1928**

Figs 26a, b, c, d, e.

*Eugoa mindanensis* WILEMAN & WEST 1928, *Annals and Magazine of Natural History* (10) **2**: 220.

♂ genitalia PHEU 21: Valve is club-shaped, terminally with numerous spines (*inconspicua* WALKER has prominent spikes at the end and has a large, prominent spine on the inner side of valvae). The termination of the valve is poorly haired (*E. inconspicua* WALKER has no pubescence). Editum at saccular margin is in the second half of valvae with prominent, long and slender spines. That spines are roughly of the same thickness (*E. inconspicua* WALKER has the spines on the upper part much thicker than others). The spines are more or less evenly distributed throughout editum (*inconspicua* WALKER has an interrupted series of spines). Uncus is terminated by a tip (*inconspicua* WALKER has uncus longer and more curved). On the phallic vesica there is a prominent field of spines (cornuti).

♀ genitalia PHEU 23: Papilla analis is gently haired, corpus bursae is entirely covered with spines.

Similar species: *E. inconspicua* WALKER. *E. mindanensis* WILEMAN & WEST has the wings generally paler, more ochreous, but the best differences are on the male genitalia.

Distribution: Philippines: Mindanao, Luzon.

***Eugoa nabis* SCHAUS, 1922**

Figs 27a, b, c, d, e, f.

*Eugoa nabis* SCHAUS, 1922, Insecutor Inscitiae Menstruus **10** (1–3): 37

Type locality: Luzon, Los Baños.

♂ genitalia PHEU 24: Genitalia recalls elongate impression. Valve is along the whole length of about equal width. The saccular margin is prominent, terminated by a sharp spike which does not overlap the upper edge of valvae. Editum is haired, saccus elongated and rounded. Uncus is wide, terminated with a spike. Phallus is long and narrow.

♀ genitalia PHEU 25: Papilla analis is gently haired, ostium bursae and ductus bursae are long, have tubular form, entire corpus bursae is covered by spines.

Similar species: *Eugoa nabis* SCHAUS is of very specific character and any confusion with other species is not possible.

Distribution: Philippines: Mindanao, Luzon.

***Eugoa tricuspidata* BUCSEK sp. n.**

Figs 28a, b, c, d.

Material. Holotype: 1 ♂ Philippines, N. Palawan, 20 km NWW Roxas, St. Vincente, 10°21'N, 119°10' E, 400 m, 12. - 17. 1. 1988, leg. Černý & Schintlmeister, MWM. Paratypes: 1 ♀ like holotype, but CKBB.

Male: The wingspan is 14 mm. The antennae are filiform. Head, thorax and abdomen are of ochreous colour, the forewings are pale brown, at apex dark sprinkled. The discoidal dot has an irregularly elliptical shape, the hindwings are pale yellowish brown, sprinkled with brown at the apex.

Female: The wingspan is 14 mm, the antennae are filiform. The habitus is the same like in the male but the sprinkling of the hindwings is more pronounced.

♂ genitalia PHEU 26: The valve is about equally wide along the entire length, rounded on the top, the saccular margin is prominent, terminated by three spikes. Editum is narrow, haired, placed more on the side of costal margin. Saccus is near of his top S – like bent to the tegumen. Inwards it has near of top an apparent projection. The top of saccus is forked. Uncus is on the outside haired, terminated by spike. Phallus with a field of about 10 prominent spines (cornuti).

Similar species: *E. apexinigra* BUCSEK from Malaysia and Thailand, in which genitalia the saccus is only slightly bent. On their phallic vesica there are four apparent long spines.

Distribution: Philippines- Palawan.

***Eugoa mistra* SCHAUS, 1922**

29a, b, c, d, e, f.

*Eugoa mistra* SCHAUS, 1922, Insecutor Inscitiae Menstruus, **10** (1–3): 37.

Type locality: Luzon, Los Baños.

♂ genitalia PHEU 27: The valve is wide, from the middle narrowing on both sides, terminated with three curved spikes. On the saccular margin in his last third there dentated. Editum is indistinct, poorly haired. Uncus is long, terminated with a spike. Phallus bears a small field of spines.

♀ genitalia PHEU 28: Papilla analis is finely haired, apophysis posterioris and apophysis anterioris are visible. Corpus bursae is completely covered with small spines.

Similar species: A very specific species. Any confusion with other species is not possible.

Distribution: Philippines: Panay, Luzon, Negros.

***Eugoa impar* BUCSEK sp. n.**

Figs 30a, b, c, d, e.

Material. Holotype: 1 ♂ Philippines, Mindoro, Mt. Halcon, Maya Bic, Riverine Forest, 13°17'N, 121°03' E, 200 m, 10. 12. 2004, leg. JH Lourens, MWM. Paratypes: 1 ♀ like holotype, but CKBB.

Male: The wingspan is 13 mm. The antennae are indistinctly pectinated. Head is brown, thorax and abdomen are dark brown. The forewings are dark brown sprinkled with black, with black interrupted bands. The hindwings are dark brown.

Female: The wingspan is 15 mm. The antennae are filiform. Habitus is the same like in the male.

♂ genitalia PHEU 29: The valvae are narrow, smooth without pubescence. On both sides of valvae there are long projections slightly curved inwards. Above it, on both sides, there are another large unbalanced projections. Saccus is rounded, tegumen poorly haired. Uncus is equally wide along the entire length. Scaphium is large and wide. Phallus bears a large field of spines, terminated by two large spikes, the larger one is hook-shaped.

♀ genitalia PHEU 30: Papilla analis is haired, apophysis posterioris and apophysis anterioris are visible. In corpus bursae there is a large cornutus with two spikes in the form of forks, between them are placed three smaller spikes.

Similar species: A very specific species. Any confusion with other species is not possible.

Distribution: Philippines – Mindoro.

***Eugoa sparsata* BUCSEK sp. n.**

Figs 31b, e.

Material. Holotype: 1 ♀ Philippines, North Palawan, Philippines, N. Palawan, 20 km NWW Roxas St. Vincente, 10°21'N, 119°10' E, 400 m, 12. - 17.1.1988, leg. Černý & Schintlmeister, MWM.

Female: The wingspan is 17 mm, the antennae are filiform. Head and thorax are ochreous. The forewings are ochreous with black dots, the hindwings are pale ochreous brown.

♀ genitalia PHEU 31: Papilla analis is pronounced, apophysis posterioris and apophysis anterioris are visible. Ostium bursae is large, corpus bursae without significant characters.

Male: Not known.

Note: *Eugoa sparsata* sp. n. is very similar to *E. vagiguta* WALKER (Borneo, Thailand, Peninsular Malaysia, Vietnam), but in *E. sparsata* sp. n. the dots on the forewings are less expressive and do not touch each other, whereas in *E. vagiguta* WALKER the dots are in contact, especially in the discal area. The dots of the medial serie built a sharp angle in *E. sparsata* sp. n. whereas in *E. vagiguta* WALKER they built a rounded series. The discoidal spot is in *E. sparsata* sp. n. elliptical and it is isolated, whereas in *E. vagiguta* WALKER this spot is extended to the spots in the postdiscal area. The apex is in *E. sparsata* sp. n. rounded whereas it is sharp in *E. vagiguta* WALKER. The ground colour is in the *E. sparsata* sp. n. darker in comparison to this in *E. vagiguta* WALKER.

### ***Trischalis* HAMPSON, 1894**

Type species: *Hemonia flava* HAMPSON, 1893 (Sri Lanka) by original designation (= *Tospitis absconditana* WALKER, 1863).

The genus is well defined by the specific wing markings and by the folded apex in the living specimens. Few species of this genus live in the oriental tropics, such as in Sri Lanka, the Philippines and New Guinea. On the Philippines we recorded 7 species.

### ***Trischalis convoluta* HAMPSON, 1918**

Figs 32a, b, c, d.

*Trischalis convoluta* HAMPSON, 1918: Novitates Zoologicae, Tring **25**: 107-108.

Type locality: Luzon, Los Baños.

Geographical range: Luzon, Palawan.

Similar species: The spiral at the forewing is much more prominent as in the related species.

Habitat preference in the Philippines: Observed in the lowland forest and secondary habitats to about 400 m.

Adults recorded in: I, III, IV, X.

Bionomics: The imagines fly to the light.

Genitalia: Slide PE 33.

### ***Trischalis subaurana* (WALKER, 1863)**

Figs 33a, b, c, d, e.

*Tospitis subaurana* WALKER, 1863, List of the specimens of Lepidopterous Insects in the Collection of the British Museum **28**: 432.

*Pallene metalligera* BUTLER, 1892, Annals and Magazine of Natural History (5) **10**: 226.

*Trischalis subaurana* WALKER: HAMPSON, 1900, Catalogue of the Lepidoptera Phalaenae in the British Museum 2: 549, pl. 34, fig. 15.

*Trischalis subaurana* WALKER: SEITZ, 1914, Macrolepidoptera of the World 10: 123, pl. 13d.

*Trischalis subaurana* WALKER: FANG, 2000, Fauna Sinica, Insecta 19, Lepidoptera, Arctiidae: 59, pl. 1, fig. 1.5.

*Trischalis subaurana* WALKER: HOLLOWAY, 2001, Moths of Borneo 7: 430, pl. 7, fig. 379.

*Trischalis subaurana* WALKER: BUCSEK, 2012, Erebidiae, Arctiinae (Lithosiini, Arctiini) of Malay Peninsula – Malaysia: 36, pl. 6, fig. 81.

Type locality: Sarawak.

Geographical range: From the NE Himalaya and Hainan to the Bismarks and New Guinea.

Occurrence in the Philippines: Palawan, Luzon, Samar, Mindanao.

Variability: The wingspan varies in both sexes considerably from 14 to 20 mm.

*Similar species*: *Trischalis stomata* HOLLOWAY, which has a gold yellow ground colour and a contrastful marking at the forewing. In *T. subaurana* WALKER is the ground colour at the forewing pale ochreous with an inconspicuous pattern.

Genitalia: Slides PE 36, PE 73, see HOLLOWAY 2001 too.

Habitat preference in the Philippines: Observed in the lowland forests to about 1100 m.

Adults recorded in: I, II, III, IV, X.

Bionomics: The males and females fly in the light, predominantly in the late night from 21°° to 6°° o'clock. The jumping larve can be reared with algae on the tree bark.

### ***Trischalis appendicina* ČERNÝ sp. n.**

Figs 34a, b, c, d, e.

Material. Holotype: 1 ♂ Philippines, Mindanao, Bukidnon prov., 60 km S Talakag, Dominorog, 1271 m, 23.-24. III. 2009, 7°56,144'N, 124°38,5'E, leg. K. Černý & J. Lourens. Paratypes: 5♂♂ 7 ♀♀ like holotype, CKC; 1♂ 1 ♀ Philippines, Mindanao-Bukidnon, 40km NW Maramag, Dalongdong, 800 m, Waldrand 1.X.-3.X.1988, leg. Černý & Schintlmeister, CKC; 1♂ Philippines, Mindanao-Bukidnon, 45km NW Maramag, Mt. Binasilang, 1200 m, Bergurwald 2.X.1988, leg. Černý & Schintlmeister, CKC; 1 ♀ Mindanao-Bukidnon, 40km-NW-Maramag, Dalongdong, 800 m, Talakag, Waldrand 31.XII.1991 - 1. I. 1992, leg. Černý, CKC; 3♂♂ 2 ♀♀ Philippines, Mindanao, Misamis Norte prov., 22 km NE of Claveria, Brg. Mat I, 1160 m, 21. III.2009, 8°39,874'N, 124°59,516'E, leg. K. Černý & J. Lourens.

Male: Head with antennae and tegulae and thorax with patagia and legs are pale yellow; abdomen is dorsally glistening grey, ventrally pale yellow.

The wingspan is 16 mm, the ground colour of the forewing is pale yellow with pale brown costa, a glistening grey line parallel to costa in the medial part of the wing, another one from the medial part of costa terminally bent to tornus, a short black streak in the cubital area and a short glistening grey line parallel to the inner margin.

The hindwing is grey with pale yellow fringes.

The underside is grey, edged with dirty yellow.

Female: Like the male, slightly larger.

Distribution: Known from central Mindanao only.

Male genitalia: Slide PE 30. Valve getting wider terminally but suddenly cutted up; phallus with a long terminal appendix and another short one more basally. Phallic vesica without spines.

Female genitalia: Slide PE 64. Ductus bursae strongly sclerotised, bursa copulatrix small and hyaline.

Similar species: *T. stomata vicentina* ssp. n., see there.

Etymology: The name describes the shape of male genitalia where the phallus looks like the colon with appendix.

***Trischalis stomata* ssp. *vicentina* ČERNÝ ssp. n.**

Figs 35a, b, c, d, e.

Material. Holotype: 1 ♂ Philippines, Nord Palawan, S.Vicente, 20 km NWW Roxas, 10°21'N; 119°10'E; Mittelgebirgsurwald, 200 m, 14.-17.XII.1991 leg. Černý, MWM. Paratypes: 6 ♀♀ like holotype, CKC; 1 ♂ Philippines, Nord Palawan, S.Vicente, 20 km NWW Roxas, 10°21'N; 119°10'E; Mittelgebirgsurwald, 400 m, 12.-17.I.1988 leg. Černý & Schintlmeister, CKC.

Externally the Palawan population differs from the nominate subspecies having dark hindwings and there are differences in the male genitalia. The phallus is in the nominate subspecies short and getting narrow terminally whereas in the ssp. *vicentina* ssp. n. it is short but getting wide. The valve is straighter and sharper pointed in ssp. *vicentina* ssp. n. There are no significant differences in the female genitalia.

Genitalia: Slides PE 48, PE 66.

Distribution: Known from the island of Palawan only.

Similar species: *T. appendicina* sp. n., which has a black streak at the forewing, darker hindwings and apparently different genitalia in both sexes.

Etymology: The name reflects the name of the typical locality.

***Trischalis nigricomma* ČERNÝ sp. n.**

Figs 36a, b, c, d, e.

Material. Holotype: 1 ♂ Philippines, Nord Palawan, S.Vicente, 20 km NWW Roxas, 10°21'N; 119°10'E; Mittelgebirgsurwald, 200 m, 14.-17.XII.1991 leg. Černý. Paratypes: 3 ♂♂, 9 ♀♀ like holotype but CKC; 2 ♂♂, 5 ♀♀ Philippines, Nord Palawan, Marascan, 50 m, Bahile, sec. forest, 24.-25.XII.1991 leg. Černý, CKC; 2 ♀♀ Philippines, Nord Palawan, S.Vicente, 20 km NWW Roxas, 10°21'N; 119°10'E; Mittelgebirgsurwald, 400 m, 12.-17.I.1988 leg. Černý & Schintlmeister, CKC.

Externally the Palawan population differs from *T. aerugo* ČERNÝ from Thailand and Sumatra by having the black comma at the middle of the inner margin much more expressive, the upperside is paler.

Male genitalia: Slides PE 51 and PE 89. In the male genitalia the valve has a lateral projection and is pointed in *T. nigricomma* sp. n. whereas it is not structured and its top is rounded in *T. aerugo* ČERNÝ. At the phallus there is terminally a short thorn which is reduced in *T. aerugo* ČERNÝ.

Female genitalia: Slide PE 50. In the female the ductus bursae is short and thick in *T. nigricomma* sp. n. whereas it is long and narrow in *T. aerugo* ČERNÝ.

Distribution: Known from the island of Palawan only.

***Trischalis homburquera* ČERNÝ sp. n.**

Figs 37a, d, e.

Material. Holotype: 1 ♂ Philippines, Mindanao, Surigao del Sur, 4 km E Homburquer, Gata, 170 m, 17.-18. III.2009, 8°42,944'N, 126°9,402'E, leg. K. Černý & J. Lourens, CKC; Paratypes: 1 ♂, 1 ♀ Philippines, Mindanao, Misamis Norte prov., 22 km NE of Claveria, Brg. Mat I, 1160 m, 21. III.2009, 8°39,874'N, 124°59,516'E, leg. K. Černý & J. Lourens, CKC.

Male: Head with antennae and tegulae and thorax with patagia are pale gray; the legs are pale ochreous.

The wingspan is 11 mm, the forewings are pale grey with grey costal area, a black bent band between 2/3 of costa to tornus and yellow apex with fringes. In the middle of the inner margin there is a spot consisting of some black scales. The hindwings are pale grey, the fringes with a tinge of yellow.

The underside is grey, darker near costa and yellow at the margin.

Variability: Both paratypes from Misamis Norte are slightly larger with a wingspan of 12 mm.

Male genitalia: Slide PE 39. Phallus is short and rounded with a big field of spines at phallic vesica.

Female genitalia: Slide PE 90. Bursa copulatrix is hyaline and has the form of a hearth.

Distribution: Known from the island of Mindanao only.

Similar species: A confusion with any other known species is not possible.

Etymology: The name reminds the typical locality near of the village Homburquer at the east coast of Mindanao.

***Trischalis pumilia* ČERNÝ sp. n.**

Figs 38a, c, d, e.

Material. Holotype: 1 ♂ Philippines, Mindanao, Surigao del Sur, 4 km E Homburquer, Gata, 170 m, 17.-18. III. 2009, 8°42,944'N, 126°9,402'E, leg. K. Černý & J. Lourens, MWM; Paratypes: 3 ♀♀ like holotype but CKC.

Male: The antennae are filliform. Head with antennae and tegulae and thorax with patagia are pale ochreous with green touch; the legs and abdomen are beige.

The wingspan is 10 mm, the forewings are pale ochreous with green touch and a black discoidal spot. Along the apex there are some marginal black points. Especially near apex the wings are silky glistening. The underside is beige, suffused with black. The hindwings are pale beige.

Female: Like male, but the forewing apex is more rounded. The wingspan is 9-11 mm. The costa is sometimes black coloured and the black discoidal spot is in one female missing.

Male genitalia: Slide PE 40. Valve getting narrow to a long, slightly bent lance. Phallic vesica with apparent strongly sclerotised, big spines.

Female genitalia: Slide PE 68. Bursa copulatrix has basal scobinations.

Distribution: Known from the lowland of Mindanao only.

Similar species: A confusion with any other known species on the Philippines is not possible.

Etymology: pumilia = female dwarf

### ***Cyclosiella* HAMPSON, 1900**

Type species: *Hemonia dulcicula* SWINHOE, 1890 (Indian Subregion, Myanmar, Java) by original designation.

The wing venation is similar to that of *Eugoa* except R1 does not anastomose with Sc at the forewing. The forewing is short and wide.

The small genus is distributed in the Indian subregion and in Sundaland. On the Philippines two species were found.

### ***Cyclosiella dulciculoides* HOLLOWAY, 2001**

Figs 39b, e.

*Cyclosiella dulciculoides* HOLLOWAY, 2001, *Moths of Borneo* 7: 429, pl. 7, fig. 390.

*Cyclosiella dulciculoides* HOLLOWAY: CERNY & PINRATANA, *Moths of Thailand* 6: 32.

*Cyclosiella dulciculoides* HOLLOWAY: BUCSEK, 2012, *Erebidae, Arctiinae (Lithosiini, Arctiini)* of Malay Peninsula – Malaysia: 34, pl. 6, fig. 77, 77a.

Type locality: Borneo, Brunei.

Geographical range: Thailand, Borneo, Palawan.

Occurrence on the Philippines: Palawan.

Variability: The single female from Palawan has dark hindwings.

Female genitalia: Slide PE 41, male see HOLLOWAY 2001.

Similar species: There is no similar species on the Philippines.

Habitat preference on the Philippines: Observed in the secondary forest in the lowlands of north Palawan only.

Adults recorded in: XII.

Bionomics: The males and females fly to the light during the whole night.

Note: The species was recorded on the Philippines for the first time.

### ***Cyclosiella pulchrina* SCHAUS, 1924**

Figs 40a, b, c, d, e.

*Cyclosiella pulchrina* SCHAUS, 1924, *Proceedings of the U.S. National Museum* 65 (7): 28-29.

Type locality: Luzon, Los Baños.

Geographical range: Philippines.

Occurrence on the Philippines: Luzon, Mindanao.



Variability: The specimens from Mindanao have the orange colour on the margin of the forewing reduced. The male genitalia are slightly larger in the specimens from Mindanao but their structure is not significantly different.

Similar species: There is no similar species on the Philippines.

Habitat preference: Observed in the primary and secondary forests and in the secondary habitats from the lowlands to about 1300 m.

Male genitalia: Slide PE 102. Phallus is wide with a small group of long spines. Valvae are symmetrical, simple, with a sharp, bent costal process.

Female genitalia: Slide PE 101. Bursa copulatrix hyaline, ductus bursae with extensive scobinations.

Adults recorded in: II, III, IV, V, XI.

Bionomics: The males and females fly to the light during the night.

Note: The generic placement in *Cyclosiella* HAMPSON proposed by SCHAUS is provisional because the genitalia are completely different from the definition of this genus by HOLLOWAY, 2001.

### Acknowledgements

The authors are grateful to Mr. M. R. Honey, the Natural History Museum London, for his help with the review of types, to T. Witt and W. Speidel for their help in reviewing additional material in the collection Witt, Munich, to W. Speidel for his support by the installation of plates and corrections of text, to Mr. W. Mey, Berlin, and W. A. Nässig, Frankfurt, Museum Senkenberg for the loan of specimens from the public collections and to Mr. J. Lourens, Lucena City for his help with his enormous private collection and for the logistic support of the last trip to Mindanao. Our special thank belongs to Don Harvey Si (NMNH) who enabled us to check the types of *Cyclosiella pulchrina* SCHAUS, *Eugoa translineata* SCHAUS, *Eugoa nabis* SCHAUS, and *Eugoa mistra* SCHAUS. S. Heim, Innsbruck, helped us with the layout of some genitalia-figures. J. Majer, Perth made the corrections of text.

### References

- BUCSEK, K. (2008): Contribution to the Knowledge of the Genus *Eugoa* WALKER (1858) (Lepidoptera : Arctiidae, Lithosiinae). – Entomofauna **29** (26): 417-468.
- CERNY, K. & PINRATANA, A. (2009): Moths of Thailand **6**, 283 pp., 47 plates.
- BUCSEK, K. (2012): Erebidae, Arctiinae (Lithosiini, Arctiini) of Malay Peninsula – Malaysia, 170 p., 22 black & white pl., 26 col. plates.
- ECKE, R. VAN (1926): De Heterocera van Sumatra III. – Zoologische Mededeelingen **9**: 258-299, pl. 3-4 (reprinted as book in 1930, pp. 88-129, pl. 2-3).
- HAMPSON G. F. (1900): Catalogue of the Lepidoptera Phalaenae in the British Museum, 2: Catalogue of the Arctiidae (Nolinae, Lithosiinae) in the collection of the British Museum. – London. xx + 589 pp., pl. 42-71.
- HAMPSON G. F. (1918): Descriptions of new genera of Amatidae, Lithosiidae, and Noctuidae. – Novitates Zoologicae **25**: 93-109.


- HOLLOWAY, J.D. (2001): The Moths of Borneo, Part 7. Family Arctiidae, subfamily Lithosiinae, pp. 207, pl. 8. – Southdene Sdn. Bhd, Kuala Lumpur.
- ROTHSCHILD, W. (1913): New Lithosiinae. – *Novitates Zoologicae* **20**: 221.
- SCHAUS, W. (1924): New Species of Moths in the United States National Museum. – *Proceedings of the U.S. National Museum* **65** (7): 28-29.
- SEITZ, A. (1914): 2. Subfamilie: Lithosiinae, Flechtenbärchen (partim). pp. 118-134. *In*: Seitz, A., 1911-1933, *Die Groß-Schmetterlinge der Erde*. **10**. Spinner und Schwärmer des indo-australischen Gebiets. – Stuttgart, 909 pp., 100 pls.
- WALKER, F. (1862): Catalogue of the Heterocerous Lepidopterous insects collected at Sarawak, in Borneo by Mr. A. R. WALLACE, with descriptions of new species. – *Journal of the Proceedings of the Linnean Society (Zool.)* **6**: 111.
- WALKER, F. (1863): List of the Specimens of Lepidopterous Insects in the Collection of the British Museum **28**. – London, pp. 287–561.

Addresses of the authors:

Dr. Karel ČERNÝ, Tiergartenstr. 27/310, A-6020 Innsbruck, Österreich (Austria)  
Karol BUCSEK, Podjavorinskej 7. Bratislava, 811 03 Slovak Republic


# Plates of imagines

lifesize x 2,5



- 1a** *Notata parva* ♂ Philippines, Mindanao, Bukidnon prov., 60 km S Talakag, Dominorog, 1271 m, 23.-24. III.2009, 7°56,144'N, 124°38,5'E, leg. K. Černý & J. Lourens, CKC
- 1b** *Notata parva* ♀ Philippines, Mindanao, Bukidnon, 40 km NW Maramag, Dalongdong, 800 m, Talakag, 7°53'N, 124°40' E, Länge, 1. - 3.10.1988, leg. Černý & Schintlmeister, CKC
- 2a** *Holocraspedon bilineata* ♂ Philippines, Mindanao, Surigao del Sur, 4 km E Homburquer, Gata, 170 m, 17.-18. III.2009, 8°42,944'N, 126°9,402'E, leg. K. Černý & J. Lourens, CKC
- 2b** *Holocraspedon bilineata* ♀ Philippines, Mindanao, Surigao del Sur, 4 km E Homburquer, Gata, 170 m, 17.-18. III.2009, 8°42,944'N, 126°9,402'E, leg. K. Černý & J. Lourens, CKC
- 3a** *Holocraspedon parallelum* ♂ Philippines, Mindanao, Surigao del Sur, 4 km E Homburquer, Gata, 170 m, 17.-18. III.2009, 8°42,944'N, 126°9,402'E, leg. K. Černý & J. Lourens, CKC
- 3b** *Holocraspedon parallelum* ♀ Philippines, Mindanao, Bukidnon prov., 60 km S Talakag, Dominorog, 1271 m, 23.-24. III.2009, 7°56,144'N, 124°38,5'E, leg. K. Černý & J. Lourens, CKC
- 4a** *Holocraspedon vaneekerei* ♂ Philippines, Nord Palawan, S.Vicente, 20 km NWW Roxas, 10°21'N; 119°10'E; Mittelgebirgsurwald, 200 m, 14.-17.XII.1991 leg. Černý, CKC
- 5b** *Holocraspedon mayi* sp. n. ♀ Philippinen, Luzon, Mt. Makiling, 400 m, 14.-16.III.2000, leg. W. May & K. Ebert, CKC
- 6a** *Meteugoa ochrivena* ♂ Philippines, Mindanao, Bukidnon prov., 60 km S Talakag, Dominorog, 1271 m, 23.-24. III.2009, 7°56,144'N, 124°38,5'E, leg. K. Černý & J. Lourens, CKC
- 6b** *Meteugoa ochrivena* ♀ Philippines, Mindanao, Bukidnon prov., 60 km S Talakag, Dominorog, 1271 m, 23.-24. III.2009, 7°56,144'N, 124°38,5'E, leg. K. Černý & J. Lourens, CKC
- 7a** ♂ *Meteugoa obliquata* Philippines, Mindanao, Bukidnon, 40 km NW Maramag, Dalongdong, 800 m, Talakag, 7°53'N, 123°54' E, Waldrand, 31.12.1991 - 2.1.1992, leg.Karel Černý, CKC
- 7b** *Meteugoa obliquata* ♀ Philippines, Mindanao, Bukidnon prov., 60 km S Talakag, Dominorog, 1271 m, 23.-24. III.2009, 7°56,144'N, 124°38,5'E, leg. K. Černý & J. Lourens, CKC
- 8a** *Meteugoa malesiana* sp. n. ♂ Philippinen, N.Luzon, Ifugao, Banawe, 20 km N Lagawe, 16°54'N; 121°05'E; sec. veg., 1200 m, 22.IX.-16.X.1988, leg.ČERNÝ & Schintlmeister, CKC
- 8b** *Meteugoa malesiana* sp. n. ♀ Philippines, Mindanao, Bukidnon prov., 60 km S Talakag, Dominorog, 1271 m, 23.-24. III.2009, 7°56,144'N, 124°38,5'E, leg. K. Černý & J. Lourens, CKC

lifesize x 2,5



- 9a** *Malesia luzonao* sp. n. ♂ Philippines, Mindanao, Misames Norte prov., 22 km NE of Claveria, Brg. Mat I, 1160 m, 21. III.2009, 8°39,874'N, 124°59,516'E, leg. K. Černý & J. Lourens, CKC (holotype)
- 9b** *Malesia luzonao* sp. n. ♀ Philippines, Mindanao, Bukidnon prov., 60 km S Talakag, Dominorog, 1271 m, 23.-24. III.2009, 7°56,144'N, 124°38,5'E, leg. K. Černý & J. Lourens, CKC
- 10a** *Malesia cana* sp. n. ♂ Philippines, Mindanao, Misames Norte prov., 22 km NE of Claveria, Brg. Mat I, 1160 m, 21. III.2009, 8°39,874'N, 124°59,516'E, leg. K. Černý & J. Lourens, CKC (holotype)
- 10b** *Malesia cana* sp. n. ♀ Philippines, Mindanao, Bukidnon prov., 60 km S Talakag, Dominorog, 1271 m, 23.-24. III.2009, 7°56,144'N, 124°38,5'E, leg. K. Černý & J. Lourens, CKC
- 11a** *Eugoa luzonica* sp. n. ♂ Philippinen, Luzon- Nueva Vizcaya Prov., Dalton Pass, Santa Fe, 800 m, 16°07'N, 120°36'E; sec. veg. 21.IX.-17.X.1988, leg. Černý & Schintlmeister, CKBB
- 12a** *Eugoa vittata* sp. n. ♂ Philippines, prov. Negros Orient., NW Valencia, Camp Look Out, 9°16'N, 123°13' E, 500 m, 18.7. - 20.7.1985, leg. J. Settele, MWM (holotype)
- 12b** *Eugoa vittata* sp. n. ♀ Philippines, Mindanao, Bukidnon, 15 km NW Maramag, Mt. Kalatungan, sec. forest Mt. Bagong Silang, 1250 m, 29.12.1991, leg. Karel Černý, CKBB
- 13a** *Eugoa arcuata* ♂ Philippines, N. Luzon, Mts. prov. Chatol, 1600 m, 15 km Boutoc, 17°02'N, 121°03' E, 24.9. - 14.10.1988, leg. Černý & Schintlmeister, in coll. MWM (holotype)
- 13b** *Eugoa arcuata* ♀ Philippines, N. Philippines, N. Luzon, 15 km S Baguto, Benguet, Sekundärbusch, Flußtal, 1600 m, 12.10.1988, 16°22'N, 120°36'E, leg. Černý & Schintlmeister, CKBB
- 14a** *Eugoa trifascia* ♂ PHILIPPINES, N. Palawan, 20 km NWW Roxas, St. Vincente, 10°21'N, 119°10' E, 200 m, 14. - 17.XII. 1991, leg. K. Černý
- 14b** *Eugoa trifascia* ♀ Philippines, LUZON, Quezon, Ifugao, 16 km SE Real. Tanawan, Bolog, 14°30'N, 121°33'E, 600 m, Mittelgebirgsurwald, 07.02.1988, leg. Černý & Schintlmeister
- 15a** *Eugoa clepsydra* sp. n. ♂ Philippines, Mindanao, Bukidnon, 40 km NW Maramag, Dalongdong, 1000 m, Talakag, 7°53'N, 123°54' E, Waldrand, 31.12.1991 - 01.02.1992, leg. Karel Černý, CKBB
- 15b** *Eugoa clepsydra* sp. n. ♀ Philippines, Mindanao, Bukidnon, 40 km NW Maramag, Dalongdong, 800 m, Talakag, 7°53'N, 124°40' E, 1. - 3.10.1988, leg. Černý & Schintlmeister, CKC



lifesize x 2,5



15bb



16b



16bb



17a



17b



18a



18b



19a



19b



20a



- 15bb** *Eugoa clepsydra* sp. n. ♀ Philippines, Mindanao, Bukidnon, 40 km NW Maramag, Dalongdong, 1000 m, Talakag, 7°53'N, 124°40' E, 1. - 3.10.1988, leg. Černý & Schintlmeister, CKC
- 16b** *Eugoa mindanaoica* sp. n. ♀ Philippines, Mindanao, Bukidnon, 45 km NW Maramag, Mt. Binasilang, Bergurwald, 1200 m, 02.10.1988, 7°55'N, 124°40' E, leg. Černý & Schintlmeister, CKBB
- 16bb** *Eugoa mindanaoica* sp. n. ♀ Philippines, Mindanao, Bukidnon, 45 km NW Maramag, Mt. Binasilang, Bergurwald, 1200 m, 02.10.1988, 7°55'N, 124°40' E, leg. Černý & Schintlmeister, MWM (holotype)
- 17a** *Eugoa phantasma* sp. n. ♂ Philippines, N Luzon, Mts. Prov. Chatol, 1600 m, 15 km SE Bontoc, 17°02'N, 121°03'E, 24.9. - 14.10.1988, leg. Černý & Schintlmeister, MWM (holotype)
- 17b** *Eugoa phantasma* sp. n. ♀ Philippines, N Luzon, Mts. Prov. Chatol, 1600 m, 15 km SE Bontoc, 17°02'N, 121°03'E, 24.9. - 14.10.1988, leg. Černý & Schintlmeister, CKC
- 18a** *Eugoa mangle* ♂ Philippines, Nord Palawan, S.Vicente, 20 km NWW Roxas, 10°21'N; 119°10'E; Mittelgebirgsurwald, 400 m, 12.-17.1.1988 leg. Černý & Schintlmeister
- 18b** *Eugoa mangle* ♀ Philippines, Nord Palawan, S.Vicente, 20 km NWW Roxas, 10°21'N; 119°10'E; Mittelgebirgsurwald, 400 m, 12.-17.1.1988 leg. Černý & Schintlmeister
- 19a** *Eugoa translineata* ♂ Philippines, N Luzon, Ifugao, 14 km SE Lagawe, Bolog, 16°41'N, 121°10' E, 500 m, sec. vegetation, 07.02.1988, leg. Černý & Schintlmeister, CKBB
- 19b** *Eugoa translineata* ♀ Philippines, Mindoro occ., 10 km E San Jose, Pacilo, 12°22'N, 121°08'E, 100 m, 28.1 - 4.2.1988, leg. Černý & Schintlmeister, CKBB
- 20a** *Eugoa similitera* sp. n. ♂ Philippines, N Luzon, Ifugao, 20 km SE Lagawe, 16°54'N, 121°05' E, 1200 m, - 12.2.1988, leg. Černý & Schintlmeister, CKC

lifesize x 2,5



20b



21a



21aa



21b



22a



23a



24a



25a



25b



26a



26b



27a



27b

- 20b** *Eugoa similitera* sp. n. ♀ Philippines, Luzon, Quezon, Quezon Forest Nat. Park, 250 m, 14°01'N, 122°11' E, 8. - 10.10.1988, leg. Černý & Schintlmeister, CKBB
- 21a** *Eugoa flexilinea* sp. n. ♂ Philippines, Mindanao, Surigao del Sur, 4 km E Homburquer, Gata, 170 m, 17.-18. III.2009, 8°42,944'N, 126°9,402'E, leg. K. Černý & J. Lourens, MWM (holotype)
- 21aa** *Eugoa flexilinea* sp. n. ♂ Philippines, Mindanao, Surigao del Sur, 4 km E Homburquer, Gata, 170 m, 17.-18. III.2009, 8°42,944'N, 126°9,402'E, leg. K. Černý & J. Lourens, CKBB
- 21b** *Eugoa flexilinea* sp. n. ♀ Philippines, Mindanao, Surigao del Sur, 4 km E Homburquer, Gata, 170 m, 17.-18. III.2009, 8°42,944'N, 126°9,402'E, leg. K. Černý & J. Lourens, CKBB
- 22a** *Eugoa palawanica* ♂ Philippines, Nord Palawan, S.Vicente, 20 km NWW Roxas, 10°21'N; 119°10'E; Mittelgebirgsurwald, 400 m, 12.-17.1.1988 leg. Černý & Schintlmeister
- 23a** *Eugoa simplicata* sp. n. ♂ Philippines, Nord Palawan, S.Vicente, 20 km NWW Roxas, 10°21'N; 119°10'E; Mittelgebirgsurwald, 400 m, 12.-17.1.1988 leg. Černý & Schintlmeister, CKBB
- 24a** *Eugoa crassa* ♂ Philippines, Nord Palawan, S.Vicente, 20 km NWW Roxas, 10°21'N; 119°10'E; Mittelgebirgsurwald, 400 m, 12.-17.1.1988 leg. Černý & Schintlmeister
- 25a** *Eugoa inconspicua* ♂ Philippines, Nord Palawan, S.Vicente, 20 km NWW Roxas, 10°21'N; 119°10'E; Mittelgebirgsurwald, 400 m, 12.-17.1.1988 leg. Černý & Schintlmeister
- 25b** *Eugoa inconspicua* ♀ Philippines, Nord Palawan, S.Vicente, 20 km NWW Roxas, 10°21'N; 119°10'E; Mittelgebirgsurwald, 400 m, 12.-17.1.1988 leg. Černý & Schintlmeister
- 26a** *Eugoa mindanensis* ♂ Philippines, N Luzon, Ifugao, 14 km SE Lagawe, Bolog, 16°41'N, 121°10' E, 500 m, sec. vegetation, 07.02.1988, leg. Černý & Schintlmeister
- 26b** *Eugoa mindanensis* ♀ Philippines, N Luzon, Ifugao, 14 km SE Lagawe, Bolog, 16°41'N, 121°10' E, 500 m, sec. vegetation, 07.02.1988, leg. Černý & Schintlmeister
- 27a** *Eugoa nabis* ♂ Philippines, Luzon, Quezon, Quezon Forest Nat. Park, 250 m, 14°01'N, 122°11' E, 8. - 10.10.1988, leg. Černý & Schintlmeister
- 27b** *Eugoa nabis* ♀ Philippines, Luzon, Quezon, Quezon Forest Nat. Park, 250 m, 14°01'N, 122°11' E, 8. - 10.10.1988, leg. Černý & Schintlmeister

lifesize x 2,5



28a



28b



29a



29b



30a



30b



31b



32a



32b



33a



33b



34a



34b



35a



35b



36a



36b

- 28a** *Eugoa tricuspidata* sp. n. ♂ Philippines, N. Palawan, 20 km NWW Roxas St. Vincente, 10°21'N, 119°10' E, 400 m, 12.-17.1.1988 leg. Černý & Schintlmeister, MWM (holotype)
- 28b** *Eugoa tricuspidata* sp. n. ♀ Philippines, N. Palawan, 20 km NWW Roxas St. Vincente, 10°21'N, 119°10' E, 400 m, 12.-17.1.1988 leg. Černý & Schintlmeister, CKBB
- 29a** *Eugoa mistra* ♂ Philippines, SW Panay Isl., Sibalom, 50 m, sec. vegetation, 12.09.1991, leg. Karel Černý, CKBB
- 29b** *Eugoa mistra* ♀ Philippines, Luzon, Quezon, Quezon Forest Nat. Park, 250 m, 14°01'N, 122°11' E, 8. - 10.10.1988, leg. Černý & Schintlmeister, CKC
- 30a** *Eugoa impari* sp. n. ♂ Philippines, Mindoro, Mt. Halcon, Maya Bic, Riverine Forest, 13°17'N, 121°03' E, 200 m, 10.12.2004, leg. JH Lourens, MWM (holotype)
- 30b** *Eugoa impari* sp. n. ♀ Philippines, Mindoro, Mt. Halcon, Maya Bic, Riverine Forest, 13°17'N, 121°03' E, 200 m, 10.12.2004, leg. JH Lourens, CKBB
- 31b** *Eugoa sparsata* sp. n. ♀ Philippines, Nord Palawan, S.Vicente, 20 km NWW Roxas, 10°21'N; 119°10'E; Mittelgebirgsurwald, 400 m, 12.-17.1.1988 leg. Černý & Schintlmeister, MWM (holotype)
- 32a** *Trischalis convoluta* ♂ Philippines, Luzon, Quezon, Quezon Forest Nat. Park, 250 m, 14°01'N, 122°11' E, 8. - 10.10.1988, leg. Černý & Schintlmeister, CKC
- 32b** *Trischalis convoluta* ♀ Philippines, Luzon, Mt. Banahaw, Kinabuhayan, 17.-19.III.2000, leg. Mey & Richter, CKC
- 33a** *Trischalis subaurana* ♂ Philippines, Luzon, Quezon, Quezon Forest Nat. Park, 250 m, 14°01'N, 122°11' E, 8. - 10.10.1988, leg. Černý & Schintlmeister, CKC
- 33b** *Trischalis subaurana* ♀ Philippines, Mindanao, Misamis Norte prov., 22 km NE of Claveria, Brg. Mat I, 1160 m, 21. III.2009, 8°39,874'N, 124°59,516'E, leg. K. ČERNÝ & J. Lourens, CKC
- 34a** *Trischalis appendicina* sp. n. ♂ Philippines, Mindanao, Bukidnon prov., 60 km S Talakag, Dominorog, 1271 m, 23.-24. III.2009, 7°56,144'N, 124°38,5'E, leg. K. Černý & J. Lourens, CKC
- 34b** *Trischalis appendicina* sp. n. ♀ Philippines, Mindanao, Bukidnon prov., 60 km S Talakag, Dominorog, 1271 m, 23.-24. III.2009, 7°56,144'N, 124°38,5'E, leg. K. Černý & J. Lourens, CKC
- 35a** *Trischalis stomata* ssp. *vicentina* ♂ Philippines, Nord Palawan, S.Vicente, 20 km NWW Roxas, 10°21'N; 119°10'E; Mittelgebirgsurwald, 200 m, 14.-17.XII.1991 leg. Černý, CKC
- 35b** *Trischalis stomata* ssp. *vicentina* ♀ Philippines, Nord Palawan, S.Vicente, 20 km NWW Roxas, 10°21'N; 119°10'E; Mittelgebirgsurwald, 200 m, 14.-17.XII.1991 leg. Černý, CKC
- 36a** *Trischalis nigricomma* sp. n. ♂ Philippines, Nord Palawan, S.Vicente, 20 km NWW Roxas, 10°21'N; 119°10'E; Mittelgebirgsurwald, 200 m, 14.-17.XII.1991 leg. Černý, CKC
- 36b** *Trischalis nigricomma* sp. n. ♀ Philippines, Nord Palawan, S.Vicente, 20 km NWW Roxas, 10°21'N; 119°10'E; Mittelgebirgsurwald, 400 m, 12.-17.I.1988 leg. Černý & Schintlmeister, CKC

lifesize x 3



37a



38a



39b



40a



Los Baños  
P. I., Baker

*Cyclosiella  
pulchra*  
type S. de


40b type

Type No.  
26312  
U.S.N.M.


- 37a** *Trischalis homburquera* sp. n. ♂ Philippines, Mindanao, Misames Norte prov., 22 km NE of Claveria, Brg. Mat I, 1160 m, 21. III.2009, 8°39,874'N, 124°59,516'E, leg. K. Černý & J. Lourens, CKC
- 38a** *Trischalis pumilia* sp. n. ♂ Philippines, Mindanao, Surigao del Sur, 4 km E Homburquer, Gata, 170 m, 17.-18. III.2009, 8°42,944'N, 126°9,402'E, leg. K. Černý & J. Lourens, CKC
- 39b** *Cyclosiella dulciculoides* ♀ Philippines, Nord Palawan, S. Vicente, 20 km NWW Roxas, 10°21'N; 119°10'E; Mittelgebirgsurwald, 200 m, 14.-17.XII.1991 leg. Černý, CKC
- 40a** *Cyclosiella pulchrina* ♂ Philippines, Mindanao, Misames Norte prov., 22 km NE of Claveria, Brg. Mat I, 1160 m, 21. III.2009, 8°39,874'N, 124°59,516'E, leg. K. ČERNÝ & J. Lourens, CKC
- 40b** *Cyclosiella pulchrina* ♂ Los Baños, P. I. Baker, Type, Schaus




lifesize x 3



19f type



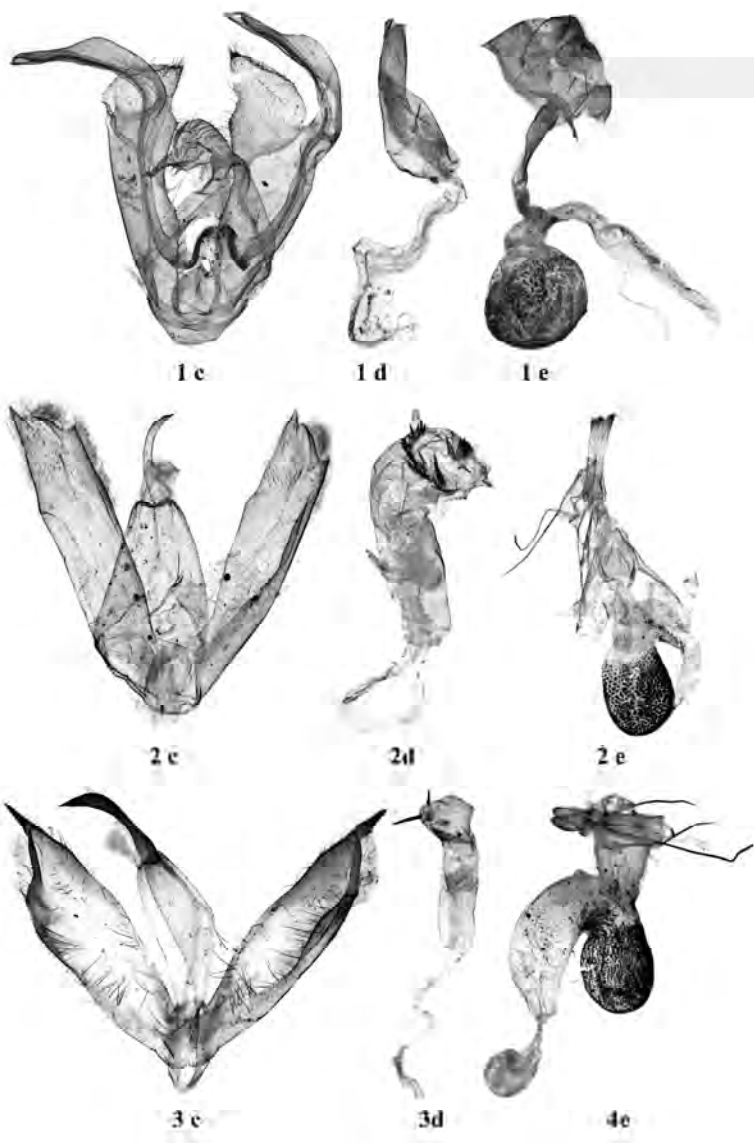
27f type



29f type



- 19f**     *Eugoa translineata* ♀ P. I. Baker, holotype  
**27f**     *Eugoa nabis* ♂ P. I. Baker, holotype  
**29f**     *Eugoa mistra* ♂ P. I. Baker, holotype



1c, d ***Notata parva*** ♂ (PE 8), Philippines, Mindanao, Bukidnon, 60 km S. Talakag, Dominorog, 1271 m, 23. - 24.III. 2009, 7° 56,144' N, 124° 38,5' E, leg. K. Černý & J. Lourens, CKC,

1e ***Notata parva*** ♀ (PE 59), Philippines, Mindanao-Bukidnon, 45km NW Maramag, Mt. Binasilang, 1200 m, Bergurwald 2.X.1988, leg. Černý & Schintlmeister, CKC

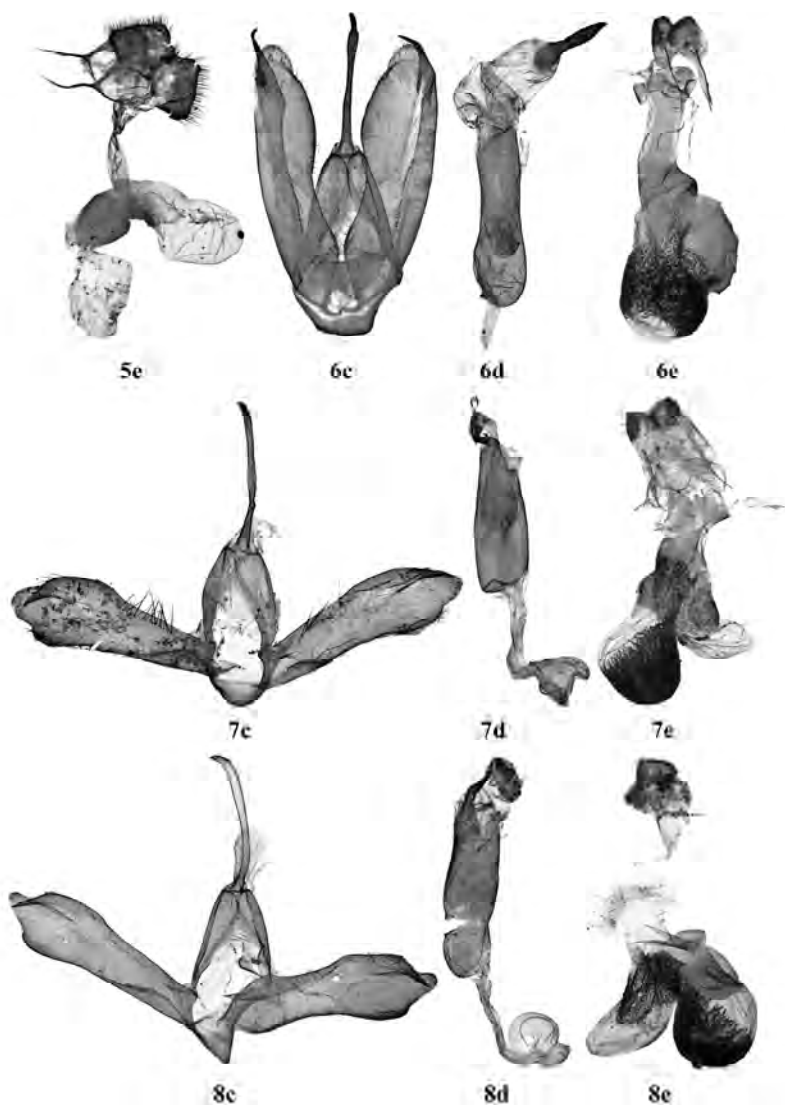
2c, d ***Holocraspedon bilineata*** ♂ (PE 1), Philippines, Nord Palawan, S.Vicente, 20 km NWW Roxas, 10°21'N; 119°10'E; Mittelgebirgsurwald, 400 m, 12.-17.I.1988 leg. Černý & Schintlmeister, CKC

2e ***Holocraspedon bilineata*** ♀ (PE 3), Philippinen, N.Luzon, Ifugao, Banawe, 20 km N Lagawe, 16°54'N; 121°05'E; sec. veg., 1200 m, 8.II., 11.-12.II.1988, leg. Černý & Schintlmeister, CKC.

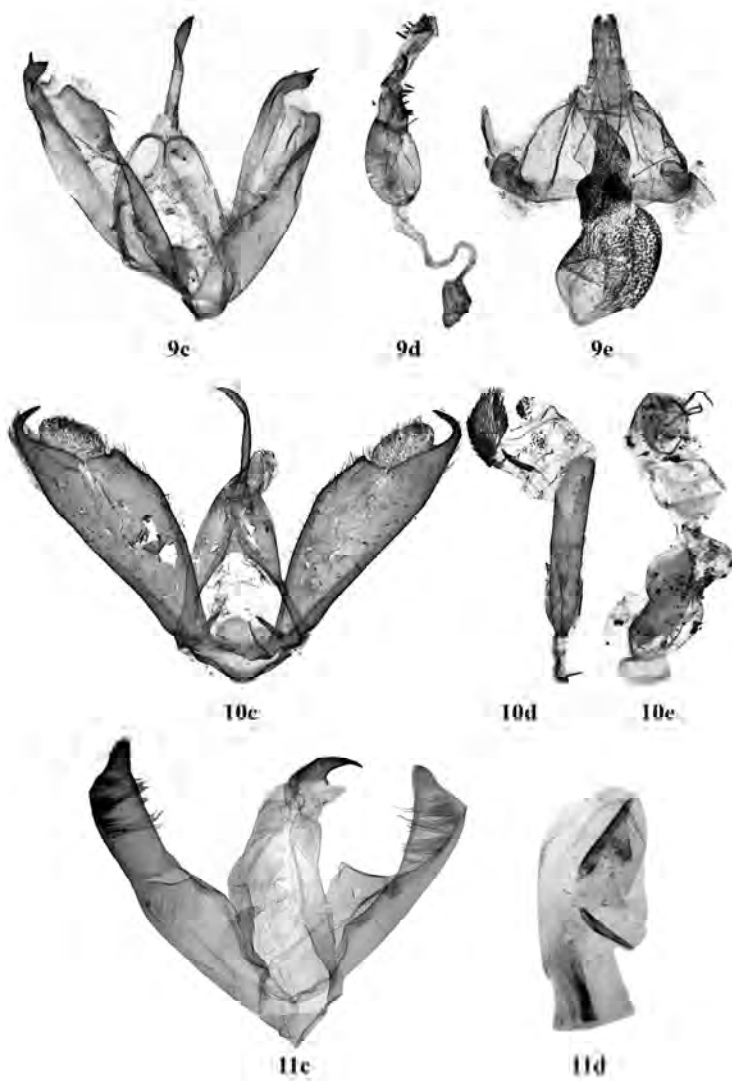
3c ***Holocraspedon parallelum*** ♂ (PE 11), Philippines, Mindanao, Bukidnon prov., 60 km ÖW Maramag, Dominorog, 1271 m, 7°53' N, 124°40' E, 1.-3.X.1988, leg. Černý & Schintlmeister, CKC.

3d ***Holocraspedon parallelum*** ♂ (PE 9), Philippines, Mindanao, Bukidnon, 60 km S. Talakag, Dominorog, 1271 m, 23. - 24.III. 2009, 7° 56,144' N, 124° 38,5' E, leg. K. Černý & J. Lourens, CKC.

4e ***Holocraspedon vaneekerei*** ♀ (PE 60), Philippines, Mindanao, Surigao del Sur, 4 km E Homburquer, Gata, 170 m, 17.-18. III.2009, 8°42,944' N, 126°9,402' E, leg. K. Černý & J. Lourens, CKC



- 5e *Holocraspedon meyi* ♀ (PE 104, holotype), Philippinen, Luzon, Mt. Makiling, 400 m, 14.-16.III.2000, LF, leg. W. Mey & K. Ebert, MFN.
- 6c, d *Meteugoa ochrivena* ♂ (PE 69), Philippinen, N.Luzon, Ifugao, Banawe, 20 km N Lagawe, 16°54'N; 121°05'E; sec. veg., 1200 m, 8.II., 11.-12.II.1988, leg. Černý & Schintlmeister, CKC.
- 6e *Meteugoa ochrivena* ♀ (PE 57), Philippines, Mindanao, Bukidnon, 60 km S. Talakag, Dominorog, 1271 m, 23. - 24.III. 2009, 7° 56,144' N, 124° 38,5' E, leg. K. Černý & J. Lourens, CKC.
- 7c, d *Meteugoa obliquiata* ♂ (PE 20), Philippines, Mindanao, Bukidnon, 60 km S. Talakag, Dominorog, 1271 m, 23. - 24.III. 2009, 7° 56,144' N, 124° 38,5' E, leg. K. Černý & J. Lourens, CKC.
- 7e *Meteugoa obliquiata* ♀ (PE 67), Philippines, Mindanao, Bukidnon, 60 km S. Talakag, Dominorog, 1271 m, 23. - 24.III. 2009, 7° 56,144' N, 124° 38,5' E, leg. K. Černý & J. Lourens, CKC.
- 8c, d *Meteugoa malesiana* ♂ (PE 19, holotype), Philippinen, N.Luzon, Ifugao, Banawe, 20 km N Lagawe, 16°54'N; 121°05'E; sec. veg., 1200 m, 22.IX.-16.X.1988, leg. Černý & Schintlmeister, CKC.
- 8e *Meteugoa malesiana* ♀ (PE 54, paratype), Philippinen, Luzon- Nueva Vizcaya Prov., Dalton Pass, Santa Fe, 800 m, 16°07'N, 120°36'E; sec. veg. 21.IX.-17.X.1988, leg. Černý & Schintlmeister, CKC.



9c, d *Malesia luzonao* ♂ (PE 16, paratype), Philippinen, N.Luzon, Ifugao, Banawe, 20 km N Lagawe, 16°54'N; 121°05'E; sec. veg., 1200 m, 8.II., 11.-12.II.1988, leg. Černý & Schintlmeister, CKC.

9e *Malesia luzonao* ♀ (PE 15, paratype), Philippines, Mindanao, Misamis Norte prov., 22 km NE of Claveria, Brg. Mat I, 1050 m, 20.III. 2009, 8° 39,874' N, 124° 59,516' E, leg. K. Černý & J. Lourens, CKC.

10c, d *Malesia cana* ♂ (PE 25, holotype), Philippines, Mindanao, Misamis Norte prov., 22 km NE of Claveria, Brg. Mat I, 1050 m, 20.III. 2009, 8° 39,874' N, 124° 59,516' E, leg. K. Černý & J. Lourens, CKC.

10e *Malesia cana* ♀ (PE 70, paratype), Philippines, Mindanao, Misamis Norte prov., 22 km NE of Claveria, Brg. Mat I, 1050 m, 20.III. 2009, 8° 39,874' N, 124° 59,516' E, leg. K. Černý & J. Lourens, CKC.

11c, d *Eugoa luzonica* ♂ (PHEU1 holotype), Philippines, prov. Nueva Vizcaya, Dalton Pass, Santa Fe, 300 m, 18° 7' N, 120° 36' E, 21. 9 - 17. X.1988, leg. Černý & Schintlmeister, MWM.



12c



12d



12e



13c



13d



13e



14c



14d



14e



12c, d *Eugoa vittata* ♂ (PHEU2, holotype), Philippines, prov. Negros Orient., NW Valencia, Camp Look Out, 9°16'N, 123°13' E, 500 m, 18.7. - 20.7.1985, leg. J. Settele, MWM.

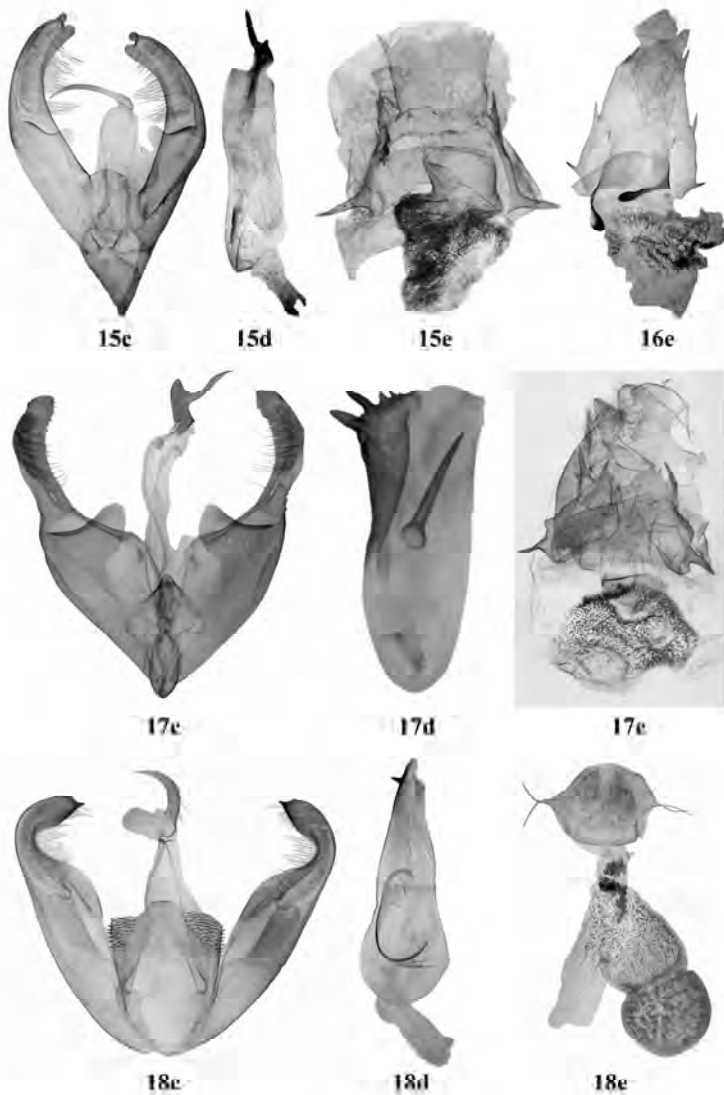
12e *Eugoa vittata* ♀ (PHEU3 paratype), Philippines, Mindanao, Bukidnon, 15 km NW Maramag, Mt. Bagong Silang, 1250 m, sec. forest; 29.12.1991, leg. Karel Černý, CKBB.

13c, d *Eugoa arcuata* ♂ (PHEU4), Philippines, N. Luzon, Mts. prov., Chatol, 1600 m, 15 km Bontoc, 17° 02' N, 121° 03' E, 24.9. - 14.10.1988, leg. Černý & Schintlmeister, CKBB.

13e *Eugoa arcuata* ♀ (PHEU5), Philippines, SW Panay Isl., Sibalom, 50 m, sec. vegetation, 12.09.1991, leg. Karel Černý, CKBB.

14c, d *Eugoa trifascia*, ♂ (PHEU6), Philippines, N. Palawan, 20 km NWW Roxas St. Vincente, 10°21'N, 119°10' E, 400 m, 12.-17.1.1988 leg. Černý & Schintlmeister, CKBB.

14e *Eugoa trifascia* ♀ (PHEU7), Philippines, LUZON, Quezon, Ifugao, 16 km SE Real. Tanawan, Bolog, 14° 30'N, 121°33'E, 600 m, Sec. vegetation, Mittelgebirgsurwald, 07.02.1988, leg. Černý & Schintlmeister, CKBB.



15c, d *Eugoa clepsydra* ♂ (**PHEU8** holotype), Philippines, Mindanao, Bukidnon, 40 km NW Maramag, Dalongdong, 1000 m, Talakag, 7°53'N, 123°54' E, Waldrand, 31.12.1991 - 02.01.1992, leg. Karel Černý, MWM.

15e *Eugoa clepsydra* ♀ (**PHEU9**, paratype), Philippines, Mindanao, Bukidnon, 40 km NW Maramag, Dalongdong, 800 m, Talakag, 7°53'N, 124°40' E, 1. - 3.10.1988, leg. Černý & Schintlmeister, CKBB.

16e *Eugoa mindanaoica* ♀ (**PHEU10**, holotype), Philippines, Mindanao, Bukidnon, 45 km NW Maramag, Mt. Binasilang, Bergurwald, 1200 m, 02.10.1988, 7°55'N, 124°40' E, leg. Černý & Schintlmeister, MWM.

17c, d *Eugoa phantasma* ♂ (**PHEU11**, holotype), Philippines, N. Luzon, Mts. prov., Chatol, 1600 m, 15 km Boutoc, 17° 02' N, 121° 03' E, 24.9. - 14.10.1988, leg. Černý & Schintlmeister, MWM.

17e *Eugoa phantasma* ♀ (**PHEU12**, paratype), Philippines, N. Luzon, Mts. prov., Chatol, 1600 m, 15 km Boutoc, 17° 02' N, 121° 03' E, 24.9. - 14.10.1988, leg. Černý & Schintlmeister, CKBB.

18c, d *Eugoa mangle* ♂ (**PHEU13**), Philippines, Nord Palawan, S.Vicente, 20 km NWW Roxas, 10°21'N; 119°10'E; Mittelgebirgsurwald, 400 m, 12.-17.1.1988 leg. Černý & Schintlmeister, CKBB.

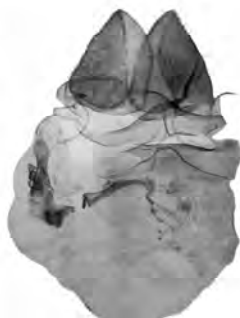
18e *Eugoa mangle* ♀ (**PHEU14**), Philippines, Nord Palawan, S.Vicente, 20 km NWW Roxas, 10°21'N; 119°10'E; Mittelgebirgsurwald, 400 m, 12.-17.1.1988 leg. Černý & Schintlmeister, CKBB.



19c



19d



19e



20c



20d



21c



21d



23c



23d

19c, d *Eugoa translineata* ♂ (**PHEU15**), Philippines, Mindanao, Bukidnon, 15 km NW Maramag, Mt. Bagong Silang, 1250 m, sec. forest, 29.12.1991, leg. Karel Černý, CKBB.

19e *Eugoa translineata* ♀ (**PHEU16**), Philippines, Mindoro occ., 10 km E San Jose, Pacilo, 12°22'N, 121°08'E, 100 m, 28.1 - 4.2.1988, leg. Černý & Schintlmeister, CKBB.

20c, d *Eugoa similitera* ♂ (**PHEU17a** paratype), Philippines, N Luzon, Ifugao, 20 km SE Lagawe, 16°54'N, 121°05' E, 1200 m, 8. 2., 11. 2. - 12. 2. 1988, leg. Černý & Schintlmeister, CKBB.

21c, d *Eugoa flexilinea* ♂ (**PHEU33**, paratype), Philippines, Mindanao, Bukidnon prov., 60 km S Talakag, Dominorog, 1271 m, 23.-24. III.2009, 7°56,144'N, 124°38,5'E, leg. K. Černý & J. Lourens, CKBB.

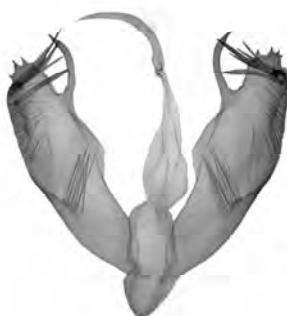
23c, d *Eugoa simplicata* ♂ (**PHEU32**, holotype), Philippines, S. Palawan, Rizal prov., Mantalingajan, range Pinagar/Culasian, 50 m primary forest edge, 8° 51 'N, 117° 31' E, 3 and 4 March 2006, JH Lourens leg, MWM.



24c



24d



25c



25d



25e



26c



26d



26e

24c, d *Eugoa crassa* ♂ (PHEU18), Philippines, Nord Palawan, S.Vicente, 20 km NWW Roxas, 10°21'N; 119°10'E; Mittelgebirgsurwald, 400 m, 12.-17.1.1988 leg. Černý & Schintlmeister, CKBB.

25c, d *Eugoa incinspicua* ♂ (PHEU19), Philippines, Nord Palawan, S.Vicente, 20 km NWW Roxas, 10°21'N; 119°10'E; Mittelgebirgsurwald, 400 m, 12.-17.1.1988 leg. Černý & Schintlmeister, CKBB.

25e *Eugoa incinspicua* ♀ (PHEU20), Philippines, Palawan, Calambayong, Bar. Tanabag, Tanabag river valley, 200 m, sec. forest, 18.-21.XII.1991, leg. Černý, CKBB.

26c, d *Eugoa mindanensis* ♂ (PHEU21), Philippines, LUZON, Quezon, Ifugao, 16 km SE Real. Tanawan, Bolog, 14° 30'N, 121°33'E, 600 m, Mittelgebirgsurwald, 07.02.1988, leg. Černý & Schintlmeister, CKBB.

26e *Eugoa mindanensis* ♀ (PHEU23), Philippines, N Luzon, Ifugao, 20 km SE Lagawe, 16°54'N, 121°05' E, 1200 m, Sekundärvegetation, 8. 2., 11. 2. - 12. 2. 1988, leg. Černý & Schintlmeister, CKBB.



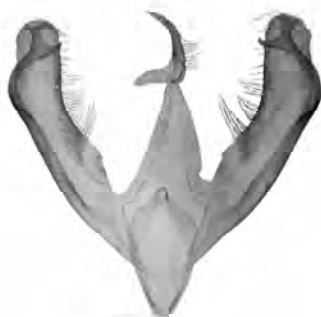
27c



27d



27e



28c



28d



29c



29d



29e



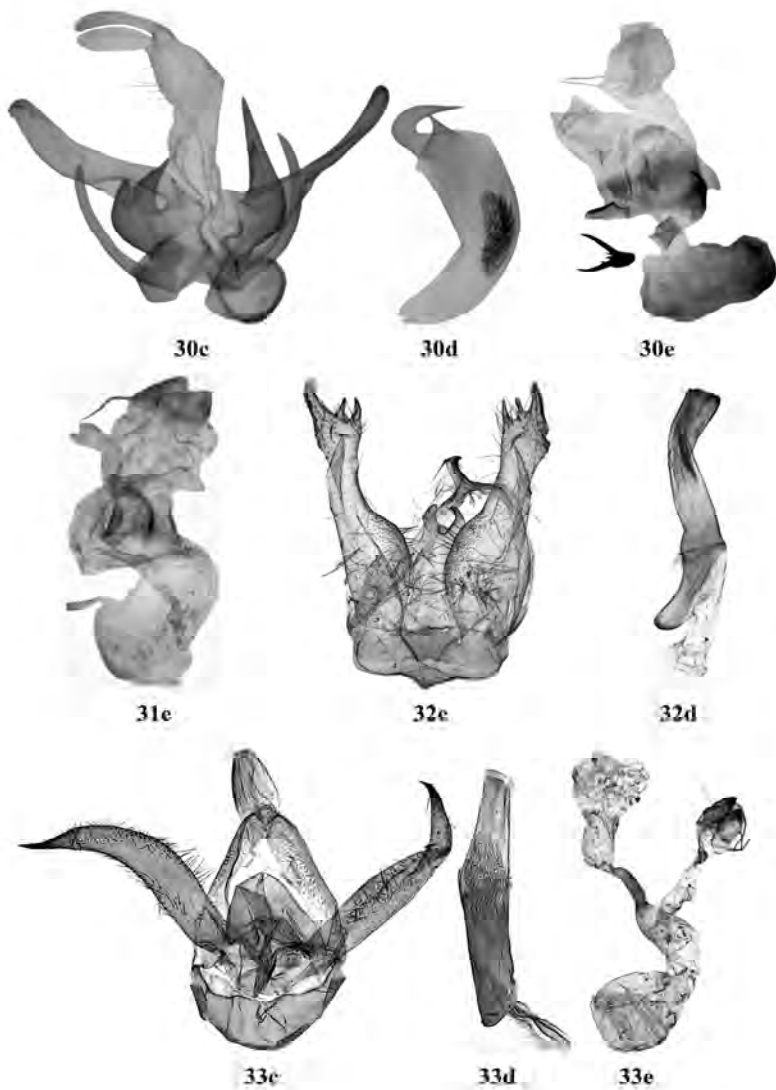
27c, d *Eugoa nabis* ♂ (PHEU24), Philippines, Luzon, Quezon, Quezon Forest Nat. Park, 250 m, 14°01'N, 122°11' E, 8. - 10.10.1988, leg. Černý & Schintlmeister, CKBB.

27e *Eugoa nabis* ♀ (PHEU25), Philippines, Luzon, Quezon, Quezon Forest Nat. Park, 250 m, 14°01'N, 122°11' E, 8. - 10.10.1988, leg. Černý & Schintlmeister, CKBB.

28c, d *Eugoa tricuspidata* ♂ (PHEU26, holotype), Philippines, Nord Palawan, S.Vicente, 20 km NWW Roxas, 10°21'N; 119°10'E; Mittelgebirgsurwald, 400 m, 12.-17.1.1988 leg. Černý & Schintlmeister, MWM.

29c, d *Eugoa mistra* ♂ (PHEU27), Philippines, N Luzon, Ifugao, 20 km SE Lagawe, 16°54'N, 121°05' E, 1200 m, Sekundärvegetation, 8. 2., 11. 2. - 12. 2. 1988, leg. Černý & Schintlmeister, CKBB.

29e *Eugoa mistra* ♀ (PHEU28), Philippines, Panay, Ilo - Ilo, Maasin Riverbed forest replant, 100 m, 10°53,882'N, 122°24,595'E, 29 Aug 2008, leg. Karel Černý, CKBB.



30c, d *Eugoa impar* ♂ (PHEU29, holotype), Philippines, Mindoro, Mt. Halcon, Maya Bic, Riverine Forest, 13°17'N, 121°03' E, 200 m, 10.12.2004, leg. JH Lourens, MWM.

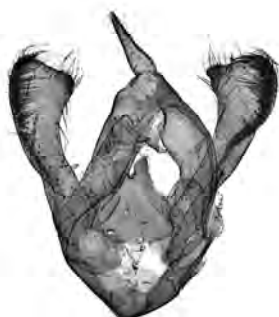
30e *Eugoa impar* ♀ (PHEU30, paratype), Philippines, Mindoro, Mt. Halcon, Maya Bic, Riverine Forest, 13°17'N, 121°03' E, 200 m, 10.12.2004, leg. JH Lourens, CKBB.

31e *Eugoa sparsata* ♀ (PHEU31, holotype), Philippines, Nord Palawan, S.Vicente, 20 km NWW Roxas, 10°21'N; 119°10'E; Mittelgebirgsurwald, 400 m, 12.-17.1.1988 leg. Černý & Schintlmeister, MWM.

32 c, d *Trischalis convoluta* ♂ (PE 33) Philippines, Nord Palawan, S.Vicente, 20 km NWW Roxas, 10°21'N; 119°10'E; Mittelgebirgsurwald, 400 m, 12.-17.1.1988 leg. Černý & Schintlmeister, CKC.

33c, d *Trischalis subaurana* ♂ (PE 36) Philippines, Luzon, Quezon, Quezon Forest Nat. Park, 250 m, 14°01'N, 122°11' E, 8. - 10.10.1988, leg. Černý & Schintlmeister, CKC.

33e *Trischalis subaurana* ♂ (PE 73) Philippines, Luzon, Quezon, Quezon Forest Nat. Park, 250 m, 14°01'N, 122°11' E, 8. - 10.10.1988, leg. Černý & Schintlmeister, CKC.



34c



34d



34e



35c



35d



35e



36c



36d



36e

34c, d *Trischalis appendicina* ♂ (PE 30, paratype) Philippines, Luzon, Quezon, 14km S Real, 14°34'N; 121°33'E; sec. Mittelgebirgswald, 600 m, 23.I.1988, leg. Černý & Schintlmeister, CKC.

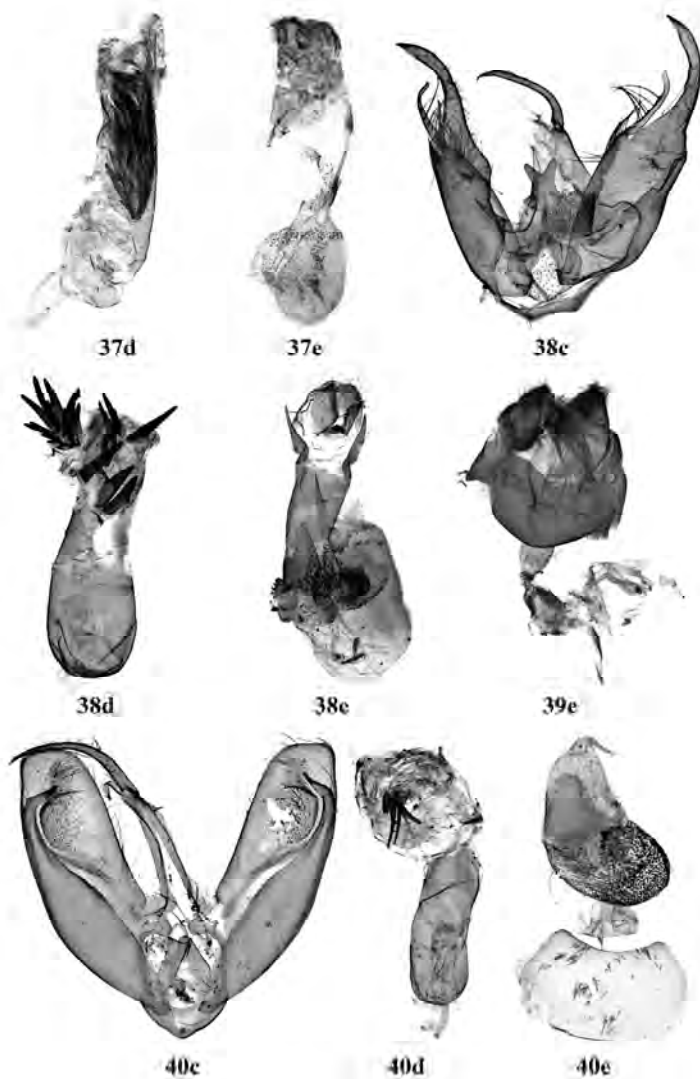
34e *Trischalis appendicina* ♀ (PE 64, paratype) Philippines, Mindanao, Bukidnon prov., 60 km ÖW Maramag, Dominorog, 1271 m, 7°53'N, 124°40'E, 1.-3.X.1988, leg. Černý & Schintlmeister, CKC.

35c, d *Trischalis stomata* ssp. *vicentina* ♂ (PE 66, holotype) Philippines, Nord Palawan, S.Vicente, 20 km NWW Roxas, 10°21'N; 119°10'E; Mittelgebirgswald, 200 m, 14.-17.XII.1991 leg. Černý, MWM.

35e *Trischalis stomata* ssp. *vicentina* ♀ (PE 48, paratype) Philippines, Nord Palawan, S.Vicente, 20 km NWW Roxas, 10°21'N; 119°10'E; Mittelgebirgswald, 200 m, 14.-17.XII.1991 leg. Černý, CKC.

36c, d *Trischalis nigricomma* ♂ (PE 51, paratype) Philippines, Nord Palawan, S.Vicente, 20 km NWW Roxas, 10°21'N; 119°10'E; Mittelgebirgswald, 200 m, 14.-17.XII.1991 leg. Černý, CKC.

36e *Trischalis nigricomma* ♀ (PE 50, paratype) Philippines, Nord Palawan, S.Vicente, 20 km NWW Roxas, 10°21'N; 119°10'E; Mittelgebirgswald, 200 m, 14.-17.XII.1991 leg. Černý, CKC.



- 37d *Trischalis homburquera* ♂ (PE 39, holotype) Philippines, Mindanao, Surigao del Sur, 4 km E Homburquer, Gata, 170 m, 17.-18. III.2009, 8°42,944'N, 126°9,402'E, leg. K. Černý & J. Lourens, CKC.
- 37e *Trischalis homburquera* ♀ (PE 90, paratype) Philippines, Mindanao, Misames Norte prov., 22 km NE of Claveria, Brg. Mat I, 1160 m, 21. III.2009, 8°39,874'N, 124°59,516'E, leg. K. Černý & J. Lourens, CKC.
- 38c, d *Trischalis pumilia* ♂ (PE 40, holotype) Philippines, Mindanao, Surigao del Sur, 4 km E Homburquer, Gata, 170 m, 17.-18. III.2009, 8°42,944'N, 126°9,402'E, leg. K. Černý & J. Lourens, CKC.
- 38e *Trischalis pumilia* ♀ (PE 68, paratype) Philippines, Mindanao, Surigao del Sur, 4 km E Homburquer, Gata, 170 m, 17.-18. III.2009, 8°42,944'N, 126°9,402'E, leg. K. Černý & J. Lourens, CKC.
- 39e *Cyclosiella dulciculoides* ♀ (PE 41) Philippines, Nord Palawan, S.Vicente, 20 km NWW Roxas, 10°21'N; 119°10'E; Mittelgebirgsurwald, 400 m, 12.-17.I.1988 leg. Černý & Schintlmeister, CKC.
- 40c, d *Cyclosiella pulchrina* ♂ (PE 102) Philippines, Mindanao, Misames Norte prov., 22 km NE of Claveria, Brg. Mat I, 1050 m, 20.III. 2009, 8° 39,874' N, 124° 59,516' E, leg. K. Černý & J. Lourens, CKC.
- 40e *Cyclosiella pulchrina* ♀ (PE 101) the Philippines, E Luzon, Siera Madre, 180 m, 5km W of Gen Nakar, 14°46,703'N, 121°36,799'E, prim. forest edge, 12.II.2007, K. Knoblich & JH Lourens leg., CKC.

---

Druck, Eigentümer, Herausgeber, Verleger und für den Inhalt verantwortlich:

Maximilian SCHWARZ, Konsulent f. Wissenschaft der Oberösterreichischen Landesregierung, Eibenweg 6, A-4052 Anselden, E-Mail: maximilian.schwarz@liwest.at.

Redaktion: Erich DILLER, ZSM, Münchhausenstraße 21, D-81247 München;  
Roland GERSTMEIER, Lehrstuhl f. Tierökologie, H.-C.-v.-Carlowitz-Pl. 2, D-85350 Freising;  
Fritz GUSENLEITNER, Lungitzerstr. 51, A-4222 St. Georgen/Gusen;  
Wolfgang SPEIDEL, MWM, Tengstraße 33, D-80796 München;  
Thomas WITT, Tengstraße 33, D-80796 München.

Adresse: Entomofauna, Redaktion und Schriftentausch c/o Museum Witt, Tengstr. 33, 80796 München, Deutschland, E-Mail: thomas@witt-thomas.com; Entomofauna, Redaktion c/o Fritz Gusenleitner, Lungitzerstr. 51, 4222 St. Georgen/Gusen, Austria, E-Mail: f.gusenleitner@landesmuseum.at



# ZOBODAT - [www.zobodat.at](http://www.zobodat.at)

Zoologisch-Botanische Datenbank/Zoological-Botanical Database

Digitale Literatur/Digital Literature

Zeitschrift/Journal: [Entomofauna](#)

Jahr/Year: 2014

Band/Volume: [0035](#)

Autor(en)/Author(s): Cerny Karel, Bucsek Karol

Artikel/Article: [Review of the Eugoa-group in the family Erebidae \(Lepidoptera: Erebidae, Arctiinae, Lithosiini\) from the Philippines 461-524](#)