

## Chrysomelidae from Ceylon (Col.)

By L. N. Medvedev, Moscow

Through the kindness of Dr. h. c. Walter Wittmer I received for study an interesting material of Chrysomelidae from the Basel Museum of Natural History, collected in Ceylon by Dr. F. Keiser.

This material consists of 243 specimens and represents mainly the subfamilies Cryptocephalinae and Galerucinae and to a lesser extent Eumolpinae, Chrysomelinae and Halticinae. The total number of the studied species is 36, among them 1 genus and 4 species are new for science and 7 species registered from Ceylon for the first time. The holotypes and paratypes of the described species are in the Basel Museum; paratypes are in the collection of the author.

I am grateful to Dr. N. A. Aslam whom I consulted about the taxonomical status of *Paraclitena*, the new genus of Galerucinae.

### Subfam. Cryptocephalinae

#### *Cryptocephalus vahli* F.

Localities. North – West Prov.: Puttalam, Rajakadalawa; Central Prov.: Kandy (Asgiriya), Haragama, Peradeniya, Urugala, Dambulla, Teldeniya; East Prov.: Kantalai; West Prov.: Kegalla; Sabaragamuwa Prov.: Ratnapura, Mavanella.

#### *Cryptocephalus uncinatus* Sffr.

Localities. North-Central Prov.: Polonnaruwa; Central Prov.: Peradeniya, Talatuoya; Uva Prov.: Inginiyagala.

#### *Cryptocephalus fenestratus* Sffr.

Localities. Central Prov.: Dambulla, Madugoda, Ambacotta, Kandy.

#### *Cryptocephalus virgula* Sffr.

Localities. Central Prov.: Teldeniya, Madugoda, Talatuoya, Rikiligaskada.

**Cryptocephalus sexsignatus** F.

Localities. North-Central Prov.: Alut Oya; East Prov.: Kantalai; Uva Prov.: Welimada (Uva Ben Head).

**Cryptocephalus suavis** Sffr.

Localities. Central Prov.: Haragama; Uva Prov.: Welimada.

**Subfam. Eumolpinae****Tricliona apicata** Jac.

Localities. Central Prov.: Haragama; East Prov.: Kantalai; Uva Prov.: Inqiniyagala.

This Species has not been recorded from Ceylon before.

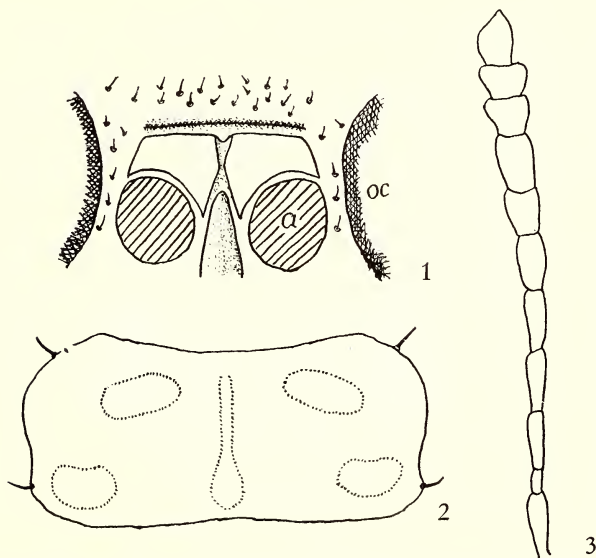


Fig. 1-3: *Paraclitena ceylonica*: 1. frons (a antennal fovea, oc eye), 2. prothorax, 3. antenna.

**Subfam. Chrysomelinae****Plagioderia divisa** Jac.

Localities. Central Prov.: Madugoda.

**Subfam. Galerucinae****Paraclitena**, gen. nov.

Frontal tubercles delimited behind by a deep depression, irregularly triangular, divided in the lower part by well developed frontal ridge (fig. 1). Apical joints of antennae distinctly widened and compressed, joints 9-11 shortened (fig. 2). Upperside pubescent. Prothorax bordered at apex and base, its anterior setal pores subapical in position (fig. 3).

Postbasal elytral impression absent or very feeble. Elytral epipleurae are developed in the basal third. Middle tibiae spined at apex. Claws bifid.

Very similar to *Periclitena* in structure of antennae, differs by a different form of the frontal tubercles, the presence of a frontal ridge and an indistinct postbasal impression on the elytra.

*Paraclitena* is also close to *Clitena*.

Type species – *P. ceylonica*, sp. nov.

**Paraclitena ceylonica**, sp. nov.

Body very dark violaceous or dark brown with violaceous or greenish gleam, anterior part of head before antennae, all margins of prothorax very narrowly, basal and partly lateral margin of elytra and partly underside (usually margins of segments and coxae) dirty flavous or fulvous.

Frontal tubercles smooth, nitid. Vertex coarsely punctured. Prothorax more than twice as broad as long, with five impressions (one postmedian and two pairs lateral), lateral margins almost straight, surface coarsely punctured, with distinct short pubescence. Scutellum with rounded apex, punctured and hairy. Elytra almost parallel, shining, strongly punctured and pubescent, with a feeble transverse impression in the first quarter.

Length 6,5-7,5 mm, breadth 3-4 mm.

Localities. Central Prov.: Dambulla, 21. XI. 1953, leg. F. Kieser, 2 females – holotype and paratypes; North-West Prov.: Hettipola, 28. XI. 1953, leg. F. Kieser, 1 female-paratype.

**Buphonida evanida** Baly

Localities. North-West Prov.: Kurunegala (Elephant Rock); Central Prov.: Talatuoya; East Prov.: Kantalai.

Recorded from Ceylon for the first time.

***Mimastracella pallida*, sp. nov.**

Colour of body fulvous, unicolorous, only eyes and apices of mandibles black. Head large, the vertical part of vertex boldly punctured, the horizontal part smooth. Clypeus transversely raised. Antennae (fig. 4) long and slender, the second joint slender, almost 2,5 times as long as wide, the third twice as long as the second, the fourth a little longer than the third, the fifth equal to the third, the following joints subequal. Prothorax slightly narrowed towards the base, 2,3 times as broad as long, surface nitid, with five impressions (fig. 5), finely and sparsely punctured. Elytra finely and densely punctured, with short golden pubescence. Length of body 7,5-7,9 mm.

Similar to *M. brunnea* Gressitt and Kimoto from Hainan Island, differs by the absence of a transverse depression near the middle of the anterior

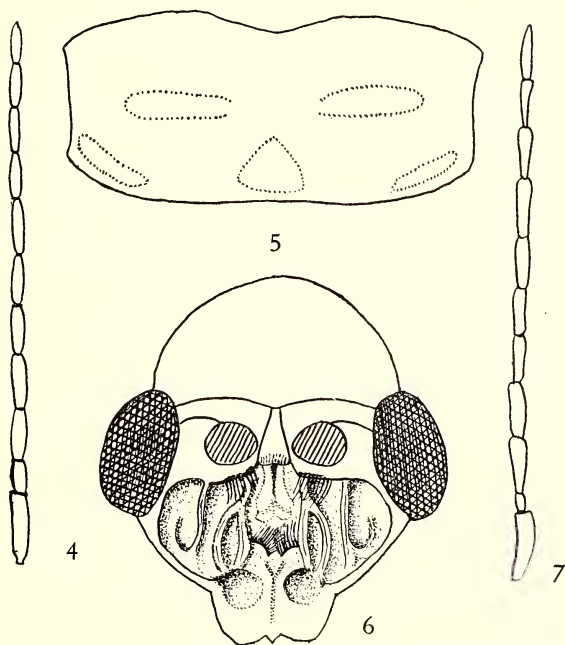


Fig. 4-7: 4-5 *Mimastracella pallida*: 4. antenna, 5. prothorax. — 6-7 *Palpoxena wittmeri*: 6. head, 7. antenna.

border of the prothorax and the larger body. It differs from the Indian *M. hirsuta* Jac. by the colour of the body which is not metallic.

Localities. Central Prov.: Kandy, 10. IX. 1953, 1 female-holotype; Kandy, Hantana, 23. XII. 1953, 1 female-paratype; Paradeniva, Experi-

mental Station, 4. XI. 1953, 1 female-paratype; North-West Prov.: Kurunegala, 5. II. 1954, 1 female-paratype. Leg. F. Kieser.

Localities. Central Prov.: Teldeniya, Haragama; Uva Prov.: Inginiyagala.

**Hoplasoma ceylonensis** Jac.

Localities. Central Prov.: Kandy, Akurana; Sabaragamuwa Prov.: Belihul Oya.

**Aulacophora nilgiriensis** Jac.

Localities. Central Prov.: Gampola, Peradeniya, Kandy.

**Aulacophora cruenta** F.

Localities. Central Prov.: Peradeniya, Teldeniya.

**Aulacophora intermedia** Jac.

Localities. North Prov.: Elephant Pass; Central Prov.: Peradeniya, Ambacotta, Kandy; North-West Prov.: Puttalam.

**Aulacophora cincta** F.

Localities. Central Prov.: Kandy, Ambacotta, Peradeniya; East Prov.: Kantalai; West Prov.: Negambo.

**Aulacophora foveicollis** Luc.

Localities. North Prov.: Kuchchaveti; North-West Prov.: Puttalam; Central Prov.: Peradeniya, Kandy, Polonnaruwa, Ampitiya, Ganoruwa; East Prov.: Kantalai; Uva Prov.: Kataragama.

**Aulacophora impressa** F.

Localities. North Prov.: Mannar; Central Prov.: Mihintale.

Recorded from Ceylon for the first time.

**Pseudocophora bicolor** Jac.

Localities. North-Central Prov.: Puttalam; Central Prov.: Peradeniya; Ambacotta; Madugoda; Teldeniya; Haragama; Sabaragamuwa Prov.: Belihul Oya.

**Xenarthra cervicornis** Baly.

Localities. Central Prov.: Kandy.

**Xenarthra lewisi** Jac.

Localities. Central Prov.: Kandy.

**Palpoxena rufipennis** Jac.

Localities. Central Prov.: Kandy, Teldeniya, Peradeniya.

**Palpoxena rufofulva** Jac.

Localities. Uva Prov.: Inginiyagala.

Recorded from Ceylon for the first time.

**Palpoxena wittmeri**, sp. nov.

Colour of body whitish yellow, including antennae and underside, metathorax sometimes darkened.

Body cylindrical, elongate. Head of male with large and deep clypeal cavity (fig. 6). Labrum convex, exposed, emarginate on anterior margin, with a small tooth in the middle of the emargination and with two oval impressions near hind margin. Cavity with numerous lamellae of irregular form and with paired process immediately below frontal ridge; lateral sides of cavity and labrum with long hairs, forming tufts and brushes. Frontal tubercles transverse, well delimited, impunctured. Frontal ridge flat, punctured and hairy. Vertex shagreened, dull, sparsely and microscopically punctured, without hair. Antennae (fig. 7) as long as the body, the first joint elongate, slightly curved and flattened, hairy, with a brush of especially long hair on the underside; the second very short, the remaining joints elongate, subequal, flattened, densely pubescent, with a sharp longitudinal ridge along innerside; the third joint at least 3 times as long as the second.

Prothorax feebly transverse, narrowed basally, with a few hairs on lateral margin, surface densely shagreened and finely and sparsely punctured. Elytra parallel, finely punctured and microscopically shagreened, with sparse erect hairs. Length 4,7-5,2 mm.

This species is similar to *P. hirtipennis* Jac. from Ceylon as to the presence of erect hairs on the elytra, but differs by colouring differently shaped head of the male, longer antennae with other proportions of the joints. *P. albicans*. Jac. from Bengal is also similar to this species, but has the elytra glabrous and the simple head.

Localities. Central Prov.: Dambulla, 21. XI. 1953, F. Keiser leg., 1 male-holotype; Teldeniya, 16. XI. 1953, F. Keiser leg., 1 male-paratype.

***Monolepta keiseri*, sp. nov.**

Colour of body fulvous, antennae black with two or three basal joints dark brown or reddish brown.

Body elongate, sides slightly rounded, upperside shining. Head finely and sparsely punctured, frontal ridge convex, frontal tubercles distinct, sharply delimited posteriorly by a deep groove. Antennae reach almost the apices of elytra, the second and third joints very short, globular, the following joints very elongate, with dense semierect pubescence; the fourth about 4 times as long as the third, the fifth and following almost equal to the fourth (fig. 8).

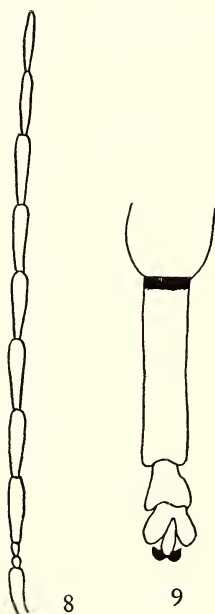


Fig. 8-9: *Monolepta keiseri*: 8. antenna, 9. hind tarsus.

Prothorax feebly narrowed anteriorly, finely and densely punctured, with two shallow transverse grooves immediately behind the middle. Elytra with dense punctures. Hind tibiae with short spurs, the first joint of hind tarsus twice as long as the remaining joints together (fig. 9). Length of body 5,4-5,5 mm.

This species must be connected with an Indian group of flavous species in which the prothorax shows some kinds of impressions: *M. straminea* Har., *M. labiata* Jac., *M. testacea* Jac., *M. nigrilabris* Jac., *M. bengalensis* Ws and *M. severini* Jac., but differs well from all these species. *M. straminea* Har. Is

a large species with roughly sculptured upperside, *M. nigrilabris* Jac. has black tibiae and tarsi, *M. labiata* Jac., *M. testacea* Jac., and *M. severini* Jac. are small species with different colouring of antennae, in *M. bengalensis* Ws. antennae are not darkened, with third joint elongate.

Localities. Central Prov.: Kandy, Lady Horton's, 22. XI. 1953, 1 male-holotype; same locality, 4. II. 1954, 1 male-paratype. Leg. F. Keiser.

***Monolepta bifasciata* Horn.**

Localities. Central Prov.: Dambulla, Akurana, Kandy, Balakuduwa, Teldeniya, Nugawela.

***Monolepta orientalis* Jac.**

Localities. Central Prov.: Nugawela, Madugoda; Sabaragamuwa Prov.: Mavanella, Belihul Oya.

***Monolepta flavicornis* Iac.**

Localities. Central Prov.: Kandy, Haragama ;Uva Prov.: Inginiyagala.

***Monolepta straminea* Har.**

Localities. Central Prov.: Kandy, Urugala.

***Monolepta nigripes* Ol.**

Localities. Central Prov.: Kandy, Dambulla.

***Dercetina flavescens* All.**

Localities. Central Prov.: Kandy, Teldeniya, Peradeniya; Uva Prov.: Inginiyagala.

**Subfam. Halticinae**

***Philopona vibex* (Er.)**

Localities. North-West Prov.: Hettipola.

Recorded from Ceylon for the first time.

***Phygasia silacea* (Illiger)**

Localities. West Prov.: Negombo; East Prov.: Kalkudah, Weragamtota; Uva Prov.: Inginiyagala.

***Altica brevicosta* Wse.**

Localities. Uva Prov.: Inginiyagala; South Prov.: Tissamaharama.

***Podagrica ceylonensis* Jac.**

Localities. Central Prov.: Kandy, Peradeniya.