© Biodiversity Heritage Library, http://www.biodiversitylibrary.org/; www.zobodat.at

© Biodiversity Heritage Library, http://www.biodiversitylibrary.org/; www.zobodat.at

Heft 55-60 mit je 24 Kupfern
mit je 1 Textblatt
coll. ult. BK 21/VIII.50

120

© Biodiversity Heritage Library, http://www.biodiversitylibrary.org/; www.zobodat.at

© Biodiversity Heritage Library, http://www.biodiversitylibrary.org/; www.zobodat.at

Inhalt
des fünf und funfzigsten Hefts.

Tab. 1. Tiphia Morio Fabric.
— 2. Hylaeus cylindricus Fabric.
— 3. Hylaeus annulatus Fabric.
— 4. Hylaeus interruptus Panzer.
— 5. Andrena funebris Panzer.
— 6. Apis hispanica Fabric.
— 7. Apis lagopoda Fabric.
— 8. Apis pilipes Fabric.
— 9. Apis vestita Fabric.
— 10. Apis manicata Mas. Fabric.
— 11. Apis manicata Fem. Fabric.
— 12. Apis centuncularis Fabric.
— 13. Apis quadridentata Fabric.
— 14. Apis farfarisequa Scop.
— 15. Apis cornigera Rossi.
— 16. Apis pacifica Panzer.
— 17. Apis bimaculata Panzer.
— 18. Nomada ruficornis Fabric.
— 19. Nomada fucata Panzer.
— 20. Nomada varia Panzer.
— 21. Nomada succincta Panzer.
— 22. Nomada vaga Panzer.
— 23. Nomada furva Panzer.
— 24. Mutilla coronata Fabric.

© Biodiversity Heritage Library, http://www.biodiversitylibrary.org/; www.zobodat.at

© Biodiversity Heritage Library, http://www.biodiversitylibrary.org/; www.zobodat.at

© Biodiversity Heritage Library, http://www.biodiversitylibrary.org/; www.zobodat.at

Tiphia Morio Fabr:

© Biodiversity Heritage Library, http://www.biodiversitylibrary.org/; www.zobodat.at

© Biodiversity Heritage Library, http://www.biodiversitylibrary.org/; www.zobodat.at

TIPHIA Morio.

Die Mohren-Raubwespe.

Tiphia Morio: nigra alis fuscis, femoribus posticis cinereo barbatis. *Fabric.* Mant. Inf. T. I. n. 15. p. 280. Ent. syst. T. III. n. 17. p. 227.

Habitat in Austria.

Statura et habitus *Tiph. femorat Fabr.* (Faun. germ. LIII. 3.) aft paullo maior. Totum corpus atrum nitidum hirtum. Anus in hoc specimine non fuscus, sed aeque ater ac reliquum abdomen. Tibiae anticae laeves, spinaque affixa lateri interiori armatae: mediae et posticae extus argute serratae. Alae abdomine breviores fuscae. Abdominis segmenta postice praesertim subtus, setis argenteo-nitidulis albicantia. Abdomen nitidum atro-aeneum, apice vero magis hirtum.

a Magnitudo naturalis. b Eadem aucta.

© Biodiversity Heritage Library, http://www.biodiversitylibrary.org/; www.zobodat.at

© Biodiversity Heritage Library, http://www.biodiversitylibrary.org/; www.zobodat.at

Hylaeus cylindricus Fabr:

© Biodiversity Heritage Library, http://www.biodiversitylibrary.org/; www.zobodat.at

© Biodiversity Heritage Library, http://www.biodiversitylibrary.org/; www.zobodat.at

HYLAEVS cylindricus.

Die walzenförmige Blumenbiene.

Hylaeus cylindricus: niger abdomine cylindrico: ſegmentis margine albicantibus, labio apice pedumque geniculis albis. *Fabric.* Ent. ſyſt. T. III. n. 1. p. 302.

Habitat ſtequens in pratis, hortis, flores frequentans.

Magnitudine variat. Abdomen ſaepius totum nigrum, pilis ſegmentorum detritis.

a Magnitudo naturalis. b Eadem aucta.

© Biodiversity Heritage Library, http://www.biodiversitylibrary.org/; www.zobodat.at

© Biodiversity Heritage Library, http://www.biodiversitylibrary.org/; www.zobodat.at

Hylaeus annulatus Fabr.

J. U. fec.

© Biodiversity Heritage Library, http://www.biodiversitylibrary.org/; www.zobodat.at

© Biodiversity Heritage Library, http://www.biodiversitylibrary.org/; www.zobodat.at

HYLAEVS annulatus.

Die geringelte Blumenbiene.

Hylaeus annulatus: niger fronte annulisque pedum albis. *Fabric.* Ent. syst. T. III. n. 12. p. 305.

Apis annulata. Fabric. Syst. Ent. n. 56. p. 387. Spec. Inf. T. I. n. 77. p. 486. Mant. Inf. T. I. n. 90. p. 305.

Apis annulata. Linn. Syst. Nat. n. 33. p. 958. ed. XIII. n. 33. p. 2779. Faun. Suec. n. 1706.

Habitat haud infrequens primo vere in hortis, pratis, flores compositos et tubulosos ibi melle plenos frequentans. Odorem ambrosiacum spargit.

a Magnitudo naturalis. b Eadem aucta.

© Biodiversity Heritage Library, http://www.biodiversitylibrary.org/; www.zobodat.at

© Biodiversity Heritage Library, http://www.biodiversitylibrary.org/; www.zobodat.at

Hylaeus interruptus Mihi.

A. Sr. fec.

© Biodiversity Heritage Library, http://www.biodiversitylibrary.org/; www.zobodat.at

© Biodiversity Heritage Library, http://www.biodiversitylibrary.org/; www.zobodat.at

HYLAEVS interruptus.

Die unterbrochene Blumenbiene.

Hylaeus interruptus: niger abdomine cylindrico basi rufo, segmentis margine interrupte albis, labio annulisque pedum flavis.

Habitat in Austria.

Magnitudo et statura *Hyl. floriſomni. Fabric.* (Faun. Germ. XLVI. 15). Caput nigrum punctatum leviter pubescens, fronte villoso-nivea, labio flavo. Antennae supra nigrae subtus rufae. Oculi fusci. Thorax ater nitidus antice lineola tenui interrupta alba. Alae hyalinae nervo antico crassiori nigro, et in hoc puncto nigro. Abdomen cylindricum, atrum, nitidum, basi foveolatum latereque rufum, marginibus segmentorum e pilis albis interrupte ciliatis. Anus integer. Pedes nigri, tibiis anticis flavis immaculatis, mediis et posticis flavo annulatis. Tarsi omnes flavi.

a Magnitudo naturalis. b Eadem aucta.

© Biodiversity Heritage Library, http://www.biodiversitylibrary.org/; www.zobodat.at

© Biodiversity Heritage Library, http://www.biodiversitylibrary.org/; www.zobodat.at

Andrena funebris Mihi.

J. S^a. fec

© Biodiversity Heritage Library, http://www.biodiversitylibrary.org/; www.zobodat.at

© Biodiversity Heritage Library, http://www.biodiversitylibrary.org/; www.zobodat.at

ANDRENA funebris.

Die Trauer - Waldbiene.

Andrena funebris: atra thorace albo - villoſo faſcia atra, fronte ſegmentisque abdominis utrinque macula alba.

Habitat in confinibus Auſtriae et Pannoniae.

Habitus *Apis punctat. Fabric.* (Faun. germ. XXXV. 22.) et *Ap. albopunct.* et *luctuoſ. Roſſ.* ſed maior et diſtincta. Caput nigrum. Frons niveo - villoſa. Labium atrum. Antennae nigrae. Oculi fuſci. Thorax ater nitidus antice poſticeque albido - villoſus. Alae anticae obſcuro - fuſcae margine antico craſſiori nigro, poſticae albo hyalinae. Abdomen compreſſum atrum nitidum, ſegmentorum marginibus utrinque maculis quatuor villoſo - niveis. Pedes omnes hirſuti atri iamaculati. Corpus ſubtus nigro - cinereoque villoſum.

© Biodiversity Heritage Library, http://www.biodiversitylibrary.org/; www.zobodat.at

© Biodiversity Heritage Library, http://www.biodiversitylibrary.org/; www.zobodat.at

Apis hispanica Fabr:

© Biodiversity Heritage Library, http://www.biodiversitylibrary.org/; www.zobodat.at

© Biodiversity Heritage Library, http://www.biodiversitylibrary.org/; www.zobodat.at

APIS hiſpanica.

Die ſpaniſche Biene.

Apis hiſpanica: hirſuta flaveſcens, abdomine apice nigro, pedibus intermediis faſciculato piloſis. *Fabric.* Syſt. Ent. n. 10. p. 380. Spec. Inſ. T. I. n. 11. p. 476. Mant. Inſ. T. I. n. 12. p. 300. Ent. ſyſt. T. III. n. 17. p. 318.

Habitat in floribus hortorum.

Haec noſtra neque ſtaturam neque magnitudinem *Apis virginian. Fabric.* habet, ſed aliam faciem minoremque potius ſtaturam refert. Hinc cum *Ape virginian.* F. aequiparare nollem, quamvis haud dubitem, me veram *Ap. hiſpanic.* F. hic depinxiſſe.

Deſcriptioni *illuſtr. Fabric.* addo: Labium quidem flavum, verum frons aeque flavo-maculata: maculis utplurimum tribus, quarum media reliquis maior, punctis-

© Biodiversity Heritage Library, http://www.biodiversitylibrary.org/; www.zobodat.at

que ſupra duobus nigris, reliquae duae laterales anguſtiores minores apiceque bifidae. Antennae nigrae articulo primo ſubtus flavo. Reliquum haud abludit.

a Magnitudo naturalis. b Caput antice viſum auctum. c Pes intermedius auctus.

© Biodiversity Heritage Library, http://www.biodiversitylibrary.org/; www.zobodat.at

Apis lagopoda Fabr.

J. St. fec.

© Biodiversity Heritage Library, http://www.biodiversitylibrary.org/; www.zobodat.at

© Biodiversity Heritage Library, http://www.biodiversitylibrary.org/; www.zobodat.at

APIS lagopoda.

Die Haasenfuss - Biene.

Apis lagopoda: grisea pedibus anticis dilatato - ciliatis, tibiis posticis clavatis, ano emarginato. *Fabric.* Syst. Ent. n. 27. p. 383. Spec. Inf. T. I. n. 33. p. 480. Maut. Inf. T. I. n. 37. p. 301. Ent. syst. T. III. n. 48. p. 325.

Apis lagopoda. Linn. Syst. Nat. n. 27. p. 957. ed. XIII. n. 27. p. 2776. Fn. Suec. n. 1702.

Habitat in floribus, in hortis et pratis.

Neque *Sulzeri* fig. 17. tab. 27, neque *Christ.* fig. 3, tab. 9. utramque maldam, huc referre volui, quippe neutra Apem nostram sistit.

a Magnitudo naturalis. b Pes anticus auctus. c Portio ani emarginata, aucta.

© Biodiversity Heritage Library, http://www.biodiversitylibrary.org/; www.zobodat.at

© Biodiversity Heritage Library, http://www.biodiversitylibrary.org/; www.zobodat.at

Apis pilipes Fabr:

© Biodiversity Heritage Library, http://www.biodiversitylibrary.org/; www.zobodat.at

© Biodiversity Heritage Library, http://www.biodiversitylibrary.org/; www.zobodat.at

APIS pilipes.

Die Federfüſsige Biene. Der Federfuſs. Der Harfuſs.

Apis pilipes: grisea, pedibus intermediis fasciculato-pilosis. *Fabric.* Syst. Ent. n. 28. p. 383. Spec. Ins. T. I. n. 34. p. 480. Mant. Ins. T. I. n. 39. p. 302.

Apis plumipes. Schrank austr. n. 804.

Fuesly N. Magaz. 1 Th. p. 298.

Apis plumipes. Pallas spicil. zool. IX. p. 31. tab. 1. fig. 14. *Deutsche Ausg.*

Christ. Bien. p. 131.

Nicht sehr gemein in Oestereich, auch in unsern Gegenden, setzt sich in Gärten auf blühende Gewächse.

Ob diese Biene genau dieienige seye, welche *Pallas*, und *Christ* a. a. O. beschrieben haben, getraue ich mir nicht mit Zuverläſsigkeit zu

© Biodiversity Heritage Library, http://www.biodiversitylibrary.org/; www.zobodat.at

bestimmen. Wahr ist es aber, dafs sie die *A. plumipes* des Hrn. *Sbhranks* ist, — denn ich habe selbst ein Exemplar von ihr seiner gütigen Mittheilung zu verdanken. Dafs ich sie mit der Pallasischen hier in Verbindung bringe, geschieht lediglich auf dessen eigene Veranlassung; man findet sie im Füesl. Magaz. a. a. O.

a. Natürliche Grösse; ein vergrösserter Mittelfufs.

© Biodiversity Heritage Library, http://www.biodiversitylibrary.org/; www.zobodat.at

Apis vestita Fabr:

© Biodiversity Heritage Library, http://www.biodiversitylibrary.org/; www.zobodat.at

© Biodiversity Heritage Library, http://www.biodiversitylibrary.org/; www.zobodat.at

APIS vestita.

Die fuchsrothe Biene. L' Abeille maconne à poils roux. Geoffr.

Apis vestita: atra thoracis abdominisque dorso ferrugineo hirtis. *Fabric.* Syst. Ent. T. III. n. 65. p. 329.

Apis nigra thoracis abdominisque basi superne lana rufa. *Geoffr.* Inf. T. II. n. 4. p. 409.

Habitat in hortis in floribus.

© Biodiversity Heritage Library, http://www.biodiversitylibrary.org/; www.zobodat.at

© Biodiversity Heritage Library, http://www.biodiversitylibrary.org/; www.zobodat.at

Apis manicata Mas Fabr:

Jac. Sturm fec.

© Biodiversity Heritage Library, http://www.biodiversitylibrary.org/; www.zobodat.at

© Biodiversity Heritage Library, http://www.biodiversitylibrary.org/; www.zobodat.at

APIS manicata Mas.

Die Esausbiene. Das Männchen. L' Abeille à cinq crochets. Geoffr.

Apis manicata: cinerea abdomine nigro: maculis lateralibus flavis, ano quinquedentato. *Fabric.* Syst. Ent. n. 36. p. 384. Spec. Inf. T. I. n. 45. p. 482. Mant. Inf. T. I. n. 50. p. 302. Ent. syst. T. III. n. 73. p. 330.

Apis manicata. Linn. Syst. Nat. n. 28. p. 958. ed. XIII. n. 28. p. 2777. Fn. Suec. n. 1701.

Apis abdomine fasciis flavis interruptis, apice spina quintuplici recurva armato. *Geoffr.* Inf T. II. n. 3. p. 408.

Apis manicata. Rossi Faun. etrusc. T. II. n. 914. p. 103.

Schäffer Ic. Inf. Ratisb. tab. 32. fig. 11. 12.

Christ. Bien. p. 133. tab. 9. fig. 5.

Habitat primo aere in floribus Pomonae.

© Biodiversity Heritage Library, http://www.biodiversitylibrary.org/; www.zobodat.at

Facile Apis manicata Mas a femina dignoſcitur. Abdomen enim in illo auguſtum lineare minus hirſutum et maculatum, et anus ſ. ultimum abdominis ſegmentum tricuspidatum eſt, ſubtusque duo cornua lemilunaria exſerit, ad arctiorem forſan copulam idonea. Nulla deſuper nigredo in pedibus obſervatur.

a Magnitudo naturalis. b Eadem aucta. c Vltimum abdominis ſegmentum auctum.

© Biodiversity Heritage Library, http://www.biodiversitylibrary.org/; www.zobodat.at

Apis manicata Fem. Fabr.

J. St. fec.

© Biodiversity Heritage Library, http://www.biodiversitylibrary.org/; www.zobodat.at

© Biodiversity Heritage Library, http://www.biodiversitylibrary.org/; www.zobodat.at

APIS manicata. Femina.

Die Esausbiene. Das Weibchen. L' Abeille á cinq crochets. Geoffr.

Apis manicata. Fabric. l. l. c. c.

Apis manicata. Linn. l. l. c. c.

Habitat cum mare.

Non dubium est, diagnosin huius Apis a *femina* duntaxat petitam fuisse, siquidem iuxta hanc, anus s. ultimum abdominis segmentum, denticulis quinque terminatum est. Ad rem vero probe si attenditur, nunquam anus in quinque denticulos desinit sed constans et semper, quemadmodum videsis in mare, tribus cuspidibus tantum terminatur. Superiores enim illi duo dentes, qui perperam cum ani tribus in quinque dentes conflantur, nullo modo *ad ultimum* segmentum pettinent, sed *ad penultimum*, ut clare id icone nostra demonstratur.

a. Magnitudo naturalis. b Eadem aucta. c Caput antice visum auctum. d Penultimum abdominis segmentum bidentatum, et ultimum tridentatum auctum.

© Biodiversity Heritage Library, http://www.biodiversitylibrary.org/; www.zobodat.at

© Biodiversity Heritage Library, http://www.biodiversitylibrary.org/; www.zobodat.at

Apis centuncularis Fabr. J. St. fec.

© Biodiversity Heritage Library, http://www.biodiversitylibrary.org/; www.zobodat.at

© Biodiversity Heritage Library, http://www.biodiversitylibrary.org/; www.zobodat.at

APIS centuncularis.

Die Lappenbiene. L' Abeille charpentiere á ventre velu, et roux en dessous. Geoffr.

Apis centuncularis: nigra ventre lana fulva. *Fabric.* Syst. Ent. n. 4. p. 953. Spec. Inf. T. I. n. 59. p. 484 Mant. Inf. T. I. n. 70. p. 304. Ent. syst. T. III. n. 98. p. 337.

Apis centuncularis. Linn. Syst. Nat. n. 4. p. 953. ed. XIII. n. 4. p. 2771. Fn. Suec. n. 1687. *Apis* nigra abdomine supra lineis albis, subtus lana fulva.

Geoffr. Inf. T. II. n. 5. p. 405.

Rai Inf. p. 242. n. 6.

Reaum. Inf. T. VI. tab. 10. fig. 3. 4.

Scop. carn. n. 795. ic. 795.

© Biodiversity Heritage Library, http://www.biodiversitylibrary.org/; www.zobodat.at

Scop. Ann. hist. nat. IV. p. 15. n. 15.
Schrank austr. n. 815.
Rossi Faun. etrusc. T. II. n. 927. p. 108.
Schäffer Ic. Ins. Ratisb. tab. 262. fig. 6. 7.
Christ. Bien. p. 165. tab. 13. fig. 5.

Habitat haud infrequens in ditione nostra intra terram, ibidemque plures nidos cylindricos, tanquam centunculos ex foliis Rosae formans. Videsis plura apud Cl. *Christ*, qui historiam naturalem huius *Ap.* egregie exposuit.

Monendum diagnosin huius Apis, quae vulgo a ventre lana fulva obducto desumitur, non bonam esse posse, quoniam illi soli haud competit. Novi enim plures alias Apum species, quarum venter aeque lana fulva obducitur, quae vero multum ab illa distant.

Alter sexus mandibulis validis exsertis dilatatis forcipatis quadridentatisque gaudet.

a Magnitudo naturalis. b Mandibula alterius sexus aucta.

© Biodiversity Heritage Library, http://www.biodiversitylibrary.org/; www.zobodat.at

Apis quadridentata Fabr.

© Biodiversity Heritage Library, http://www.biodiversitylibrary.org/; www.zobodat.at

© Biodiversity Heritage Library, http://www.biodiversitylibrary.org/; www.zobodat.at

APIS quadridentata.

Die vierzähnigte Biene.

Apis quadridentata: fusca abdominis cingulis quinque albis, ano quadridentato: dentibus intermediis bifidis. *Fabric.* Syst. Ent. n. 49. p. 38F. Spec. Inf. T. I. n. 68. p. 485. Maut. Inf. T. I. n. 79. p. 305. Ent. syst. T. III. n. 112. p. 340.

Apis quadridentata. Linn. Syst. Nat. n. 29. p. 958. ed. XIII. n. 29. p. 2778. Fn. Suec. n. 1703.

Habitat in Austria.

Abdomen triangulare nigrum vix lucidum, marginibus segmentorum utrinque maculis e pilis ciliatis albis, quae in dorso in tot fascias medio angustatas confluunt. Vltimum abdominis segmentum denticulis sex terminatum est, qui vero pro quatuor

© Biodiversity Heritage Library, http://www.biodiversitylibrary.org/; www.zobodat.at

tantum numerantur, quoniam intermedii ſingulari dichotomia dividuntur. Segmentum penultimum utrinque dentieulo armatum. Caput magnum, eiusque pars prona undique tomento flavo tectum eſt.

a Magnitudo naturalis. b Eadem aucta. c Abdominis ſegmentum penultimum et ultimum.

© Biodiversity Heritage Library, http://www.biodiversitylibrary.org/; www.zobodat.at

Apis farfarisequa Scop.

© Biodiversity Heritage Library, http://www.biodiversitylibrary.org/; www.zobodat.at

© Biodiversity Heritage Library, http://www.biodiversitylibrary.org/; www.zobodat.at

APIS farfarisequa.

Die Huflattig Biene.

Apis farfarisequa: nigro rufo-tomentosa, abdomine ovato. *Scop.* carn. n. 800. ic. 800.

Eucera farfarisequa. Scop. Ann. hist. nat. IV. n. 2. p. 9.

Christ. Bien. p. 175.

Habitat in Farfarae floribus.

Totum corpus rufo villosum. Abdomen ovatum nigrum cingulis quinque villoso-rufis. Antennae tenues. Alae albae nervis vix conspicuis. Femora obscura.

© Biodiversity Heritage Library, http://www.biodiversitylibrary.org/; www.zobodat.at

© Biodiversity Heritage Library, http://www.biodiversitylibrary.org/; www.zobodat.at

Apis cornigera Rossi.

© Biodiversity Heritage Library, http://www.biodiversitylibrary.org/; www.zobodat.at

© Biodiversity Heritage Library, http://www.biodiversitylibrary.org/; www.zobodat.at

APIS cornigera.

Die hornrüſslichte Biene.

Apis cornigera: hirſuta, capite thoraceque cinereo, abdomine ſubrufo, fronte bicorni. *Roſſ.* Faun. etruſc. T. II. n. 925. p. 108.

Habitat rarior apud nos. Dn. *Iac. Sturm.*

Statura diverſa ab *A. bicorni*, qua minor eſt, et colore pilorum omnino diſtincta. Caput minus quam in *A. bicorni*, fronte non nigra, ſed pilis fuſcis rarioribus hirta. Thorax tum ſuperne, quam inferne griſeo-cinereus. Abdomen pallide-rufum, non fulvum, uti in *A. bicorni*. Reliqua ſimilia. *Roſſi* l. c.

Eandem eſſe cum Roſſiana Apem, quam in noſtris terris primum vidit Dn. *Sturm*, ſpecimine ipſo confirmatur, quod Cl. *Roſſi* mecum benevole ipſe communicavit.

a Magnitudo naturalis. b Caput antice pictum ut corniculorum memorabile par in conſpectum prodire poſſit, et leute auctum.

© Biodiversity Heritage Library, http://www.biodiversitylibrary.org/; www.zobodat.at

© Biodiversity Heritage Library, http://www.biodiversitylibrary.org/; www.zobodat.at

Apis pacifica Mihi.

J. St. fec.

© Biodiversity Heritage Library, http://www.biodiversitylibrary.org/; www.zobodat.at

© Biodiversity Heritage Library, http://www.biodiversitylibrary.org/; www.zobodat.at

APIS pacifica.

Die Friedebringende Biene.

Apis pacifica: atra griseo pubescens, abdomine obtuso cingulis quatuor villoso albis, ano denticulato, subtus lana alba.

Habitat Norimbergae. Dn. *Iac. Sturm.*

Habitus *Ap. centuncul.* F. sed triplo minor. Antennae nigrae thorace breviores. Frons flava villosa. Caput orbitaque oculorum griseo-pubescentia. Lingua exserta praelonga rufa. Oculi laete virides, qui color vero cum vita perit, tunc fuscescentes. Thorax niger griseo-pubescens, postice corona densius pubescente cinctus. Abdomen atrum punctatum lucidum cingulis quatuor villoso-albis: apice obtuso emarginato atque denticulato. Alae cinereae hyalinae. Pedes nigri, subnudi tarsis omnibus subfuscis. Corpus subtus albo-lanatum.

a Magnitudo naturalis. b Vltimum abdominis segmentum auctum.

© Biodiversity Heritage Library, http://www.biodiversitylibrary.org/; www.zobodat.at

© Biodiversity Heritage Library, http://www.biodiversitylibrary.org/; www.zobodat.at

Apis bimaculata Mihi.

© Biodiversity Heritage Library, http://www.biodiversitylibrary.org/; www.zobodat.at

© Biodiversity Heritage Library, http://www.biodiversitylibrary.org/; www.zobodat.at

APIS bimaculata.

Die zweyfleckigte Biene.

Apis bimaculata: atra griſeo pubeſcens, fronte flava maculis duabus atris, abdomine apice bifido, faſciis apiceque griſeis.

Habitat Norimbergae. Dn. *Iac. Sturm.*

Habitus *Apis melliſic.* aſt duplo minor. Caput magnum nigrum vertice griſeo villoſo, fronte pubeſcente flava maculis duabus oppoſitis rotundatis atris, labio mandibulisque flavis. Antennae breves, ſupra nigrae ſubtus rufae. Oculi in viva Ape laete virides, qui vero color cum vita perit et in laete fuſcum transmutatur. Thorax ater punctatus griſeo pubeſcens. Alae albae hyalinae apice aveniae. Abdomen ovatum nigrum, ſegmentorum trium marginibus albido villoſis, reliquum prorſus albedine

© Biodiversity Heritage Library, http://www.biodiversitylibrary.org/; www.zobodat.at

villosa tectum. Anus mucrone bifido terminatur. Femora intermedia posticaque nigra, antica villoso-albida. Tibiae omnes flavo-villosae, posticae hirsutiores. Corpus subtus lucidum subvillosum.

a Magnitudo naturalis. b Eadem aucta. c Caput antice visum auctum.

© Biodiversity Heritage Library, http://www.biodiversitylibrary.org/; www.zobodat.at

Nomada ruficornis Fabr.

J.St. fec.

© Biodiversity Heritage Library, http://www.biodiversitylibrary.org/; www.zobodat.at

© Biodiversity Heritage Library, http://www.biodiversitylibrary.org/; www.zobodat.at

NOMADA ruficornis.

Die rothhörnichte Trauerbiene.

Nomada ruficornis: antennis pedibus punctisque quatuor scutelli ferrugineis, abdomine ferrugineo luteo variegato. *Fabric.* Spec. Inf. T. I. n. 4 p. 488. Mant. Inf. T. I. n. 6 p. 307. Ent. syst. T. III. n. 7. p. 347.

Apis ruficornis. Linn. Syst. Nat. n. 34. p. 958. ed. XIII. u. 34. p. 2795. Fn. Suec. n. 1707.

Habitat in Austria.

a Magnitudo naturalis. b Eadem aucta.

© Biodiversity Heritage Library, http://www.biodiversitylibrary.org/; www.zobodat.at

© Biodiversity Heritage Library, http://www.biodiversitylibrary.org/; www.zobodat.at

Nomada fucata Mihi.

© Biodiversity Heritage Library, http://www.biodiversitylibrary.org/; www.zobodat.at

© Biodiversity Heritage Library, http://www.biodiversitylibrary.org/; www.zobodat.at

NOMADA fucata.

Die geſchminkte Trauerbiene.

Nomada fucata: antennis, pedibus abdominisque baſi ferrugineis, abdomine flavo faſciis quatuor nigris.

Habitat in Auſtria.

Habitus et ſtatura *Nom. zonat* Faun. germ. LIII. 20. cui ſimilis. Antennae ferrugineae nudae, articulis extimis paullo craſſioribus. Caput nigrum punctatum nudum opacum. Labium orbitaque oculorum ferruginea. Oculi griſei. Thorax ater elevatus leviter pubeſcens, antice punctis duobus, ſolitario loco ſcutelli, duobusque ante alas calloſis flavis. Alae fuſcae margine antico obſcuriori nigro. Abdomen ovatum glabrum nitidum, ſegmento primo ferrugineo, aliquis flavis, omnibus nigro faſciatis. Pedes omnes ferruginei. Pectus nigrum immaculatum. Abdomen ſubtus nitidum nigrum obſcure flavo-faſciatum.

a Magnitudo naturalis. b Eadem aucta.

© Biodiversity Heritage Library, http://www.biodiversitylibrary.org/; www.zobodat.at

© Biodiversity Heritage Library, http://www.biodiversitylibrary.org/; www.zobodat.at

Nomada varia Mihi

J. Stufec.

© Biodiversity Heritage Library, http://www.biodiversitylibrary.org/; www.zobodat.at

© Biodiversity Heritage Library, http://www.biodiversitylibrary.org/; www.zobodat.at

NOMADA varia.

Die bunte Trauerbiene.

Nomada varia : antennis pedibusque ferrugineis, abdomine flavo antice rufo, fasciis tribus nigris.

Habitat in Auſtria.

Similis *Nomad. Lineol.* Faun. germ. LIII. 23 aſt minor et diverſa. Caput atrum pubeſcens. Labium, macula ſupralabiari, orbitaque oculorum flavis. Lingua exſerta fuſca. Oculi fuſci obſcure maculati. Antennae ferrugineae medio nigricantes, articulo primo nigro ſubtus ferrugineo. Thorax ater opacus punctatus ſubpubeſcens, lineola antica tenui interrupta, puncto ſub alis, et alio calloſo ante alas ſolitario loco ſcutelli elevato flavis. Alae hyalinae venis flavicantibus. Abdomen

© Biodiversity Heritage Library, http://www.biodiversitylibrary.org/; www.zobodat.at

glabrum nitidum, ſegmento primo atro macula transverſa rufa, reliquis flavis margine poſtico nigro faſciatis. Anus acuminatus flavus pubeſcens. Pedes omnes ferruginei, femoribus intermediis et poſticis ad inſertionem nigris. Pectus atrum pubeſcens baſi utrinque lineola flavo. Abdomen ſubtus nigrum marginibus ſegmentorum flavis.

a Magnitudo naturalis. b Eadem aucta.

© Biodiversity Heritage Library, http://www.biodiversitylibrary.org/; www.zobodat.at

Nomada succincta Mihi.

J.St.fec.

© Biodiversity Heritage Library, http://www.biodiversitylibrary.org/; www.zobodat.at

© Biodiversity Heritage Library, http://www.biodiversitylibrary.org/; www.zobodat.at

NOMADA ſuccincta.

Die gebänderte Trauerbiene.

Nomada ſuccincta: antennis ferrugineis, ſcutelli punctis duobus flavis, abdomine flavo faſciis quatuor nigris.

Habitat in Auſtria.

Antennae ferrugineae, articulo primo ſupra nigro, ſubtus flavo. Labium nigrum puncto medio flavo. Frons nigra macula utrinque triangulari nigra. Caput atrum leviter pubeſcens. Oculi fuſci nigro maculati. Thorax elevatus ater ſubpubeſcens punctis exaſperatus, antice lineola, puncto ſub alis et alio calloſo ante alas, duobus loco ſcutelli totidemque infra ſcutellum flavis. Alae magnae hyalinae apice fuſcae nervis et venis obſcurioribus. Abdomen ovatum nitidum glabrum, baſi nigrum,

© Biodiversity Heritage Library, http://www.biodiversitylibrary.org/; www.zobodat.at

ſegmentis omnibus flavis poſtice nigro-faſciatis: anus ſ. ultimum ſegmentum immaculatam nigrum. Tibiae anticae et intermediae flavae immaculatae, poſticae flavae macula media nigra. Femora nigra geniculis flavis. Pectus atrum immaculatum. Abdomen ſubtus flavum anguſtius quam ſupra nigro faſciatum.

a Magnitudo naturalis. b Eadem aucta.

© Biodiversity Heritage Library, http://www.biodiversitylibrary.org/; www.zobodat.at

Nomada vaga Nihi. J. St. fec.

© Biodiversity Heritage Library, http://www.biodiversitylibrary.org/; www.zobodat.at

© Biodiversity Heritage Library, http://www.biodiversitylibrary.org/; www.zobodat.at

NOMADA vaga.

Die herumschweifende Trauerbiene.

Nomada vaga: atra scutello punctis duobus, abdomine maculis utrinque tribus marginalibus, ano pedibusque flavis.

Habitat in Austria.

Antennae suprae nigrae subtus ferrugineae. Caput magnum atrum opacum punctatum leviter pubescens. Oculi cinerei. Labium, macula supralabiari orbitaque oculorum dimidiata flavis. Thorax elevatus ater punctatus pubescens, puncto ante alas, et alio calloso sub alis, duobusque minutis loco scutelli flavis. Alae hyalinae apice fuscescentes. Abdomen atrum glabrum nitidum, margine laterali utrinque maculis triangularibus gradatim minoribus, anoque flavis. Pedes omnes flavi, tibiis femoribusque macula media fusca. Pectus atrum argenteo pubescens nitidulum. Abdomen subtus nigrum flavo fasciatum.

a Magnitudo naturalis. b Eadem aucta.

© Biodiversity Heritage Library, http://www.biodiversitylibrary.org/; www.zobodat.at

© Biodiversity Heritage Library, http://www.biodiversitylibrary.org/; www.zobodat.at

Nomada furva Mihi.

J. St. fec.

© Biodiversity Heritage Library, http://www.biodiversitylibrary.org/; www.zobodat.at

© Biodiversity Heritage Library, http://www.biodiversitylibrary.org/; www.zobodat.at

NOMADA furva.

Die düſtere Trauerbiene.

Nomada furva: thorace immaculato, abdomine ovato nigro obſcure flavo faſciato, pedibus nigris flavo - maculatis.

Habitat in Auſtria.

Minuta. Antennae ſupra nigrae, ſubtus ferrugineae, articulo primo penitus nigro. Labium flavum. Frons ſupra labium argenteo - villoſa. Caput nigrum pubeſcens. Oculi fuſci. Thorax ater immaculatus: excepto puncto ante alas et ſub alis in pectore calloſo flavis. Alae aqueae hyalinae apice ſubfuſcae. Scutellum immaculatum. Abdomen ovatum glabrum nitidum atrum, obſcure et indiſtincte faſciatum. Anus pubeſcens. Pedes omnes nigri flavo maculati. Pectus nigrum immaculatum. Abdomen ſubtus nitidum flavum ſegmentorum marginibus nigris.

a Magnitudo naturalis. b Eadem aucta.

© Biodiversity Heritage Library, http://www.biodiversitylibrary.org/; www.zobodat.at

© Biodiversity Heritage Library, http://www.biodiversitylibrary.org/; www.zobodat.at

Mutilla coronata Fabr.

Sc. fec.

© Biodiversity Heritage Library, http://www.biodiversitylibrary.org/; www.zobodat.at

© Biodiversity Heritage Library, http://www.biodiversitylibrary.org/; www.zobodat.at

MUTILLA coronata.

Die gekrönte Mutille.

Mutilla coronata: nigra fronte cinerea, thorace rufo, abdomine puncto ſtrigisque duabus argenteo albis. *Fabric.* Ent. ſyſt. T. III. n. 14. p. 369.

Habitat in Auſtriae et Pannoniae confinibus.

Affinitas ſumma *Mutill. maur. Fabr.* (Faun. germ. XLVI. 18) aſt omnino diſtincta.

a Magnitudo naturalis. b Eadem aucta.

© Biodiversity Heritage Library, http://www.biodiversitylibrary.org/; www.zobodat.at

© Biodiversity Heritage Library, http://www.biodiversitylibrary.org/; www.zobodat.at

© Biodiversity Heritage Library, http://www.biodiversitylibrary.org/; www.zobodat.at

Inhalt

des sechs und funfzigsten Hefts.

Tab. 1. Andrena lucida Panzer.
— 2. Andrena nitida Panzer.
— 3. Andrena aenea Fabric.
— 4. Apis subaurata Rossi.
— 5. Apis adunca Panzer.
— 6. Apis vulpina Panzer.
— 7. Apis quadrimaculata Panzer.
— 8. Apis furcata Panzer.
— 9. Apis rotundata Fabric.
— 10. Apis rufa Fabric,
— 11. Apis fusca Christ.
— 12. Apis varians Rossi.
— 13. Apis dumetorum Panzer.
— 14. Apis atra Scopol.
— 15. Apis aterrima Panzer.
— 16. Apis fuliginosa Panzer.
— 17. Apis flavipes Panzer.
— 18. Apis fulviventris Panzer.
— 19. Apis albiventris Panzer.
— 20. Apis ventralis Panzer.
— 21. Apis byssina Panzer.
— 22. Apis globosa Scopol.
— 23. Aps albilabris Panzer.
— 24. Apis sphegoides Panzzre,

© Biodiversity Heritage Library, http://www.biodiversitylibrary.org/; www.zobodat.at

© Biodiversity Heritage Library, http://www.biodiversitylibrary.org/; www.zobodat.at

© Biodiversity Heritage Library, http://www.biodiversitylibrary.org/; www.zobodat.at

Andrena lucida Mihi.

J. Stejn.

© Biodiversity Heritage Library, http://www.biodiversitylibrary.org/; www.zobodat.at

© Biodiversity Heritage Library, http://www.biodiversitylibrary.org/; www.zobodat.at

ANDRENA lucida.

Die glänzende Waldbiene.

Andrena lucida: thorace villoſo ferrugineo, abdomine atro nitido margine laterali antice, pedibusque villoſo ferrugineis.

Habitat Norimbergae.

Caput atrum villoſitate nigra barbatum. Oculi nigri. Antennae filiformes toruloſae nigrae. Thorax villoſo ferrugineus inprimis margine laterali et poſtico. Alae hyalinae margine antico craſſiori nigredine ſaturata ad apicem nedum excurrente. Abdomen ovatum, apice acuminatum, ſupra intraque nitidum, antice margine laterali ferrugineo villoſum, poſtice utrinque nigro villoſum. Pedes ferrugineo villoſi, femoribus atris minus villoſis.

a Magnitudo naturalis. b Eadem aucta.

© Biodiversity Heritage Library, http://www.biodiversitylibrary.org/; www.zobodat.at

© Biodiversity Heritage Library, http://www.biodiversitylibrary.org/; www.zobodat.at

Andrena nitida Mihi.

© Biodiversity Heritage Library, http://www.biodiversitylibrary.org/; www.zobodat.at

© Biodiversity Heritage Library, http://www.biodiversitylibrary.org/; www.zobodat.at

ANDRENA nitida.

Die glatte Waldbiene.

Andrena nitida: thorace nigro cinereo villoſo, abdomine atro nitido faſciis tribus interruptis albis.

Habitat Norimbergae.

Similis *Andren. lucid.* aſt diſtincta. Caput nigrum. Frons villoſitate cinerea barbata. Antennae nigrae thorace breviores. Thorax ater immixta flavedine cinereo villoſus. Alae albae nervo antico craſſiori nigro. Abdomen ovatum compreſſum atrum nitidum, ſegmentis tribus 2. 3. 4. e pilis niveis interrupte albo faſciatis. Pedes ſecundi et tertii paris ſupra pallido hirſutiſſimi, ſuptus nigri nudiuſculi nitidi. Femora antica nigra nuda tibiis tarſisque pallido hirſutiſſimis. Corpus ſubtus nigrum ſegmentorum marginibus poſtice griſeo villoſis. Variat ſtatura minori et villoſitate pedum flava, cinerea et pallida. Corpus ſubtus magis vel minus villoſum flavumque.

a Magnitudo naturalis. b Eadem aucta.

© Biodiversity Heritage Library, http://www.biodiversitylibrary.org/; www.zobodat.at

© Biodiversity Heritage Library, http://www.biodiversitylibrary.org/; www.zobodat.at

Andrena aenea Fabr.

© Biodiversity Heritage Library, http://www.biodiversitylibrary.org/; www.zobodat.at

© Biodiversity Heritage Library, http://www.biodiversitylibrary.org/; www.zobodat.at

ANDRENA aenea.

Die metallfärbige Waldbiene. L'Abeille verdatre et cuivreuse. Geoffr.

Andrena aenea: aenea griſeſcente pubeſcens. *Fabric.* Ent. ſyſt. T. III. n. 3. p. 309. Syſt. Ent. n. 2. p. 376. Spec. Inſ. T. I. n. 3. p. 473. Mant. Inſ. T. I. n. 4. p. 298.

Apis aenea. Linn. Syſt. Nat n. 20. p. 955. ed. XIII. n. 20. p. 2793. Fn. Suec. n. 1695.

Apis tota viridi cuprea. *Geoffr.* Inſ. T. II. n. 15. p. 415.

Roſſi Fn. Etruſc T. II. n. 894. p. 96.

Scop. carn. n. 809. ic. 809.

Habitat Norimbergae.

Antennae filiformes tenues. Abdomen rotundatum globoſum. Villoſitas in noſtro ſpecimine flava eſt. Frons flava pubeſcit. Alae obſcurae apice fuſcae. Pedes viridi aenei, tarſis omnibus flavo hirſutis.

a Magnitudo naturalis. b Eadem aucta.

© Biodiversity Heritage Library, http://www.biodiversitylibrary.org/; www.zobodat.at

© Biodiversity Heritage Library, http://www.biodiversitylibrary.org/; www.zobodat.at

Apis subaurata Rossi. J. St. fec.

© Biodiversity Heritage Library, http://www.biodiversitylibrary.org/; www.zobodat.at

© Biodiversity Heritage Library, http://www.biodiversitylibrary.org/; www.zobodat.at

APIS ſubaurata.

Die ziemlich goldene Biene.

Apis ſubaurata: ſubaurata pubeſcens, tibiis tarſisque ferrugineo-flavis. *Roſſi* Faun. Etruſc. Mant. n. 321. p. 144.

Habitat in Auſtria.

Tibiae in noſtro ſpecimine minus ferrugineo hirſutae tarſis, qui penitus flavo hirſuti.

Andren. aeneae. Fabric. varietas eſſe nequit, propter ſtaturam habitumque prorſus alienum.

a Magnitudo naturalis. b Eadem aucta.

© Biodiversity Heritage Library, http://www.biodiversitylibrary.org/; www.zobodat.at

© Biodiversity Heritage Library, http://www.biodiversitylibrary.org/; www.zobodat.at

Apis adunca Mihi.

© Biodiversity Heritage Library, http://www.biodiversitylibrary.org/; www.zobodat.at

© Biodiversity Heritage Library, http://www.biodiversitylibrary.org/; www.zobodat.at

APIS adunca.

Die am After hackenförmige Biene.

Apis adunca: nigra thorace flavo villoſo, abdominis ſegmentorum marginibus poſtice flavis, ſegmento penultimo utrinque ſpina incurva, ultimo ſerrulato.

Habitat Norimbergae.

Caput nigrum punctatum vertice calvo, occipite flavo villoſo. Frons flava villoſa. Labium pallide barbatum. Thorax ater flavo-villoſus. Abdomen oblongum thorace anguſtius atrum nitidum punctatum ſegmentorum marginibus poſtice e pilis flavis, ſegmento penultimo margine laterali utrinque ſpina adunca, ultimoque argute ſerrulato. Pedes omnes nigri: tarſis flavo hirſutis. Corpus ſubtus atrum minus villoſum. Alae ſubobſcurae apice fuſcae.

a Magnitudo naturalis. b Eadem aucta. c Penultimum et ultimum abdominis ſegmentum auctum.

© Biodiversity Heritage Library, http://www.biodiversitylibrary.org/; www.zobodat.at

© Biodiversity Heritage Library, http://www.biodiversitylibrary.org/; www.zobodat.at

Apis vulpina Mihi.

© Biodiversity Heritage Library, http://www.biodiversitylibrary.org/; www.zobodat.at

© Biodiversity Heritage Library, http://www.biodiversitylibrary.org/; www.zobodat.at

APIS vulpina.

Die Fuchs - Biene.

Apis vulpina: ferrugineo villoſa, antennarum articulo primo fronte labioque flavis, abdomine nigro, ſegmentis poſtice ferrugineo villoſo faſciatis.

Habitat Norimbergae.

Magnitudo et habitus *Ap. mellific. F.* Caput nigrum villoſum. Frons flava albido pubeſcens punctis duobus minutis nigris. Labium flavum ſupra punctis duobus nigris. Mandibulae flavae apice fuſcae. Oculi magni fuſci. Vertex calvus ſtemmatibus tribus lucidis. Antennae thorace breviores nigrae, articulo primo flavo. Thorax ater ferrugineo villoſus. Alae hyalinae nervo antico craſſiori venisque nigris. Abdomen ovatum nigrum ſublucidum, ſegmento primo toto, reliquis margine poſtico villoſo ferrugineo faſciatis. Thorax ſubtus et abdomen albido villoſa. Pedes ſupra nigri ſubtus flavo villoſi, femoribus clavatis minus villoſis.

a. Magnitudo naturalis. b Eadem aucta. c Caput antice viſum auctum.

© Biodiversity Heritage Library, http://www.biodiversitylibrary.org/; www.zobodat.at

© Biodiversity Heritage Library, http://www.biodiversitylibrary.org/; www.zobodat.at

Apis quadrimaculata Mihi.

J. Sturm fec.

© Biodiversity Heritage Library, http://www.biodiversitylibrary.org/; www.zobodat.at

© Biodiversity Heritage Library, http://www.biodiversitylibrary.org/; www.zobodat.at

APIS quadrimaculata.
Die vierfleckigte Biene.

Apis quadrimaculata: atra cinereo pubescens, fronte flava punctis quatuor strigaque transversa nigris, abdomine nigro segmentis postice e pilis cinereis fasciatis, tarsis posticis ferrugineo villosis.

Habitat Norimbergae.

Habitus et statura *Ap. bimacul.* (Faun. germ. LV. 17) ast maior et distincta. Caput nigrum vertice calvo stemmatibus tribus lucidis. Frons flava albido pubescens, maculis antice et postice duabus subrotundis, strigaque intermedia transversa nigris. Labium flavum. Mandibulae flavae apice fascae. Oculi magni fusci. Antennae nigrae thorace breviores articulo primo flavo. Thorax ater cinereo pubescens. Alae hyalinae nervo antico crassiori venisque nigris: apice aveniae. Abdomen ovato globosum atrum, marginibus segmentorum postice pilis cinereis fasciatis. Corpus subtus albido pubescens. Pedes supra nigri subtus albido pubescentes tarsis fuscis, posticis ferrugineo villosis

a Magnitudo naturalis. b Eadem aucta. c Caput antice visum auctum.

© Biodiversity Heritage Library, http://www.biodiversitylibrary.org/; www.zobodat.at

© Biodiversity Heritage Library, http://www.biodiversitylibrary.org/; www.zobodat.at

Apis furcata Mihi.

© Biodiversity Heritage Library, http://www.biodiversitylibrary.org/; www.zobodat.at

© Biodiversity Heritage Library, http://www.biodiversitylibrary.org/; www.zobodat.at

APIS furcata.

Die gablichte Biene.

Apis furcata: cinereo pubeſcens atra, antennarum articulo primo fronte labioque flavis, abdomine apice furcato, tarſis ferrugineis.

Habitat Norimbergae.

Magnitudo ſtatura et habitus *Ap. mellific. Fabric.* Caput nigrum vertice nigro pubeſcente, occipite ruſo villoſo. Frons flava lineolis anguſtis brevibusque duobus antice nigris. Labium flavum albido pubeſcens. Mandibulae fuſcae. Antennae nigrae articulo primo ſubtus flavo. Thorax niger antice poſticeque cinereo pubeſcens. Alae fuſceſcentes nervo antico craſſiori venisque fuſcis. Abdomen ovatum nigrum cinereo pubeſcens inprimis ad margines ſegmentorum. Anus ſ. ultimum abdominis ſegmentum mucrone bifido patulo inſigne. Pedes ſupra nigri ſubtus albido villoſi tarſis omnibus ferrugineo villoſis. Corpus ſubtus flavo pubeſcens.

a Magnitudo naturalis. b Eadem aucta. c Caput antice viſum auctum. d Anus ſ. ultimum abdominis ſegmentum auctum.

© Biodiversity Heritage Library, http://www.biodiversitylibrary.org/; www.zobodat.at

© Biodiversity Heritage Library, http://www.biodiversitylibrary.org/; www.zobodat.at

Apis rotundata Fabr.

© Biodiversity Heritage Library, http://www.biodiversitylibrary.org/; www.zobodat.at

© Biodiversity Heritage Library, http://www.biodiversitylibrary.org/; www.zobodat.at

APIS rotundata.

Die rundbauchigte Biene.

Apis rotundata: nigra cinereo hirta, abdomine ſubgloboſo: ſegmentorum marginibus albis. *Fabric.* Ent. ſyſt. T. III. n. 80. p. 332. Mant. Inſ. T. I. n. 57. p. 303.

Habitat Norimbergae.

a Magnitudo naturalis. b Eadem aucta. c Caput antice viſum auctum.

© Biodiversity Heritage Library, http://www.biodiversitylibrary.org/; www.zobodat.at

© Biodiversity Heritage Library, http://www.biodiversitylibrary.org/; www.zobodat.at



Apis rufa Fabr.

St. fec.

© Biodiversity Heritage Library, http://www.biodiversitylibrary.org/; www.zobodat.at

© Biodiversity Heritage Library, http://www.biodiversitylibrary.org/; www.zobodat.at

APIS rufa.

Die rothbauchigte Biene.

Apis rufa: fusca abdomine rufescente, fronte alba. *Fabric.* Ent. syst. T. III. n. 88. p. 334. Syst. Ent. n. 39. p. 385. Spec. Inf. T. I. n. 53. p. 483. Mant. Inf. T. I. n. 64. p. 304.

Apis rufa. Linn. Syst. Nat. n. 9. p. 954. ed. XIII. n. 9. p. 2772. Faun. Suec. n. 1690.

Rossi Fn. Etrusc. T. II. n. 913. p. 103.

Habitat Norimbergae.

Antennae tenues nigrae thoracis longitudine. Caput et thorax atro caerulea. Totum corpus rufo-pubescens, inprimis margines segmentorum, qui densiori lanugine tecti. Apex abdominis hirsutus atro caeruleus. Pedes atro caerulei, femoribus clavatis, tibiis posticis dilatatis incurvis, tarsis rufis. Corpus subtus nigrum fere nudum.

a Magnitudo naturalis. b Eadem aucta.

© Biodiversity Heritage Library, http://www.biodiversitylibrary.org/; www.zobodat.at

© Biodiversity Heritage Library, http://www.biodiversitylibrary.org/; www.zobodat.at

Apis fusca Christ.

© Biodiversity Heritage Library, http://www.biodiversitylibrary.org/; www.zobodat.at

© Biodiversity Heritage Library, http://www.biodiversitylibrary.org/; www.zobodat.at

APIS fuſca.

Die rothbraune Biene.

Apis fuſca: atra pubeſcens abdomine ſubtus, marginibus ſegmentorum, tarſisque fulvo villoſis.

Chriſt Naturg. d. Bien. p. 182. tab. 14. fig. 10.

Habitat Norimbergae.

Caput nigrum nigroque pubeſcens. Antennae nigrae. Alae obſcurae nervo craſſiori antico nigro. Thorax ater nigro villoſus. Abdomen ovatum nigrum marginibus ſegmentorum fulvo faſciatis. Pedes nigri ſubnudi tarſis ferrugineo villoſis. Pectus nigro pubeſcens: venter ut in *Ap. Centuncul.* F. lana fulva tectus.

a Magnitudo naturalis. b Eadem aucta.

© Biodiversity Heritage Library, http://www.biodiversitylibrary.org/; www.zobodat.at

© Biodiversity Heritage Library, http://www.biodiversitylibrary.org/; www.zobodat.at

Apis varians Rossi.

J. St. fec.

© Biodiversity Heritage Library, http://www.biodiversitylibrary.org/; www.zobodat.at

© Biodiversity Heritage Library, http://www.biodiversitylibrary.org/; www.zobodat.at

APIS varians.

Die veränderliche Biene. L'Abeille maconne à poils roux. Geoffr.

Apis varians: nigra thorace abdominisque basi superne hirsuto fulvis. *Rossi* Faun. Etrusc. Mant. n. 317. p. 142.

Geoffr. Inf. T. II. n. 4. p. 409.

Habitat Norimbergae.

Haec pictura *marem* Ap. variant. *Ross.* demonstrat, et ut equidem ego arbitror penitus cum l. c. descripta Ape convenit.

a Magnitudo naturalis. b Eadem aucta.

© Biodiversity Heritage Library, http://www.biodiversitylibrary.org/; www.zobodat.at

© Biodiversity Heritage Library, http://www.biodiversitylibrary.org/; www.zobodat.at

Apis dumetorum Mihi.

© Biodiversity Heritage Library, http://www.biodiversitylibrary.org/; www.zobodat.at

© Biodiversity Heritage Library, http://www.biodiversitylibrary.org/; www.zobodat.at

APIS dumetorum.

Die Hecken - Biene.

Apis dumetorum: nigra flavo pubeſcens, abdominis ſegmentis margine albido pubeſcentibus, ano fulvo.

Habitat Norimbergae.

Caput atrum nigro pubeſcens. Oculi fuſci. Antennae nigrae. Labium flavo pubeſcens. Thorax ater flavo tomentoſus. Alae fuſcentes nervo marginali antico craſſiori nigro. Abdomen atrum lucidum ſegmentis margine albido pubeſcentibus. Anus fulvo tomentoſus. Corpus ſubtus cinereo pubeſcens, ventre ſubnudo nitido. Pedes ſupra nigri, ſubtus flavo villoſi.

a Magnitudo naturalis. b Eadem aucta.

© Biodiversity Heritage Library, http://www.biodiversitylibrary.org/; www.zobodat.at

© Biodiversity Heritage Library, http://www.biodiversitylibrary.org/; www.zobodat.at

Apis atra Scopol.

G. St. fec

© Biodiversity Heritage Library, http://www.biodiversitylibrary.org/; www.zobodat.at

© Biodiversity Heritage Library, http://www.biodiversitylibrary.org/; www.zobodat.at

APIS atra.

Die schwarze Biene.

Apis atra: nigerrima tota, fronte et thorace antice ac postice albo tomentosis, abdomine subrotundo alis semifuscis. *Scopol.* carn. n. 797. ic. 797.

Rossi Faun. Etrusc. T. II. n. 917. p. 105.

Schrank. austr. n. 814.

Christ. Bien. p. 174. tab. 14. fig. 1.

Habitat Norimbergae.

Pedes nigri tarsis fuscis. Thorax albido tomentosus fascia nigra.

© Biodiversity Heritage Library, http://www.biodiversitylibrary.org/; www.zobodat.at

© Biodiversity Heritage Library, http://www.biodiversitylibrary.org/; www.zobodat.at

Apis aterrima Mihi.

J. St. fec

© Biodiversity Heritage Library, http://www.biodiversitylibrary.org/; www.zobodat.at

© Biodiversity Heritage Library, http://www.biodiversitylibrary.org/; www.zobodat.at

APIS aterrima.

Die ganz schwarze Biene.

Apis aterrima: subnuda atra abdomine atro glabro nitido punctato, segmentis margine lucidis, alis atro fuscis, tarsis flavis.

Habitat Norimbergae.

Caput atrum nudum punctatum. Frons atra punctata, margine laterali utrinque flavo pubescens. Oculi fusci. Thorax ater punctatus subnudus seu leviter pubescens. Alae atro fuscae macula apicis marginali atra opaca. Abdomen cylindricum atrum nudum glabrum punctatum, segmentis margine testaceo-lucidis, lateribus parum flavo villosis. Pedes nigri subnudi tarsis flavo tomentosis. Corpus subtus subnudum glabrum nitidum, abdominis segmentis margine subtus lucido testaceo.

a Magnitudo naturalis b Eadem aucta.

© Biodiversity Heritage Library, http://www.biodiversitylibrary.org/; www.zobodat.at

© Biodiversity Heritage Library, http://www.biodiversitylibrary.org/; www.zobodat.at

Apis fuliginosa Mihi.

© Biodiversity Heritage Library, http://www.biodiversitylibrary.org/; www.zobodat.at

© Biodiversity Heritage Library, http://www.biodiversitylibrary.org/; www.zobodat.at

APIS fuliginosa.

Die Russ-Biene.

Apis fuliginosa: pubescens atra, abdomine atro subnudo segmentis margine laterali utrinque villoso albidis, alis fuliginosis, tarsis fuscis.

Habitat Norimbergae.

Caput parvum atrum, vertice calvo, occipite cinereo pubescenti, fronte leviter cinereo pilosa, labio cinereo barbato. Oculi fusci. Antennae nigrae breves. Thorax ater dorso subnudus, antice posticeque magis cinereo pubescens. Alae atro fuscae s. fuliginosae, nervo antico marginali crassiori nigro. Abdomen cylindricum atrum subnudum glabriusculum, segmentis margine laterali utrinque villoso albidis. Pedes nigri nudiusculi nigro subtus subhirsuti, tarsis flavo villosis. Corpus subtus atrum subnudum, ventre lana fulva.

a Magnitudo naturalis. b Eadem aucta.

© Biodiversity Heritage Library, http://www.biodiversitylibrary.org/; www.zobodat.at

© Biodiversity Heritage Library, http://www.biodiversitylibrary.org/; www.zobodat.at

Apis flavipes Mihi.

© Biodiversity Heritage Library, http://www.biodiversitylibrary.org/; www.zobodat.at

© Biodiversity Heritage Library, http://www.biodiversitylibrary.org/; www.zobodat.at

APIS flavipes.

Die gelbfüſsichte Biene.

Apis flavipes: pubeſcens atra thorace tibiis tarſisque flavo villoſis, abdomine ſubcompreſſo ſegmentis margine albido pubeſcenribus.

Habitat Norimbergae.

Habitus et ſtatura *Andren. ſuccin. Fabric.* Caput nigrum flavo pubeſcens. Oculi fuſci. Antennae nigrae. Thorax ater flavo pubeſcens. Alae obſcuro ſubflavae, nervo antico venisque ſubflavicantibus. Abdomen ſubcompreſſum atrum nitidum ſegmentis margine poſtice e pilis albis faſciatis. Anus ſ. ultimum abdominis ſegmentum rimoſum fulvum. Pedes nigri, tibiis tarſisque flavo hirſutis. Corpus ſubtus nigrum flavo pubeſcens, abdominis ſegmentis margine flavo pubeſcentibus.

a Magnitudo naturalis. b Eadem aucta.

© Biodiversity Heritage Library, http://www.biodiversitylibrary.org/; www.zobodat.at

© Biodiversity Heritage Library, http://www.biodiversitylibrary.org/; www.zobodat.at

Apis fulviventris Mihi.

© Biodiversity Heritage Library, http://www.biodiversitylibrary.org/; www.zobodat.at

© Biodiversity Heritage Library, http://www.biodiversitylibrary.org/; www.zobodat.at

APIS fulviventris.

Die rothbauchigte Biene.

Apis fulviventris: cinereo pubeſcens nigra abdomine cylindrico nitido ſegmentorum marginibus albido pubeſcentibus, ventre lana fulva.

Habitat Norimbergae.

Caput nigrum occipite griſeo pubeſcente, fronte rufo villoſa, labio albido barbato. Oculi fuſci. Antennae nigrae thorace breviores. Thorax griſeo pubeſcens dorſo atro lucido. Alae anticae fuſcae apice dilutiores. Abdomen ſupetiolatum cylindricum atrum lucidum ſegmentorum marginibus albido pubeſcentibus: ventre lana fulva. Pedes ſubnudi nigri tarſis fuſcis.

a Magnitudo naturalis. b Eadem aucta.

© Biodiversity Heritage Library, http://www.biodiversitylibrary.org/; www.zobodat.at

© Biodiversity Heritage Library, http://www.biodiversitylibrary.org/; www.zobodat.at

Apis albiventris Mihi.

J. St. fec.

© Biodiversity Heritage Library, http://www.biodiversitylibrary.org/; www.zobodat.at

© Biodiversity Heritage Library, http://www.biodiversitylibrary.org/; www.zobodat.at

APIS albiventris.

Die weiſsbauchigte Biene.

Apis albiventris: atra albido pubeſcens abdomine ovato ſegmentorum marginibus albido pubeſcentibus, venrre lana nivea.

Habitat Norimbergae.

Caput nigrum occipite cinereo pubeſcente, labio albido barbato, mandibulis exſertis fuſcis. Antennae nigrae breves. Oculi globoſi fuſci. Thorax ater albido pubeſcens. Alae albae nervo antico marginali venisque atris. Abdomen ſubovatum nigrum lucidum punctatum ſegmentorum marginibus albido pubeſcentibus: ventre lana denſa nivea. Pedes omnes nigri ſupra nudi ſubtus albido pubeſcentes.

a Magnitudo naturalis. b Eadem aucta.

© Biodiversity Heritage Library, http://www.biodiversitylibrary.org/; www.zobodat.at

© Biodiversity Heritage Library, http://www.biodiversitylibrary.org/; www.zobodat.at

Apis ventralis Mihi.

© Biodiversity Heritage Library, http://www.biodiversitylibrary.org/; www.zobodat.at

© Biodiversity Heritage Library, http://www.biodiversitylibrary.org/; www.zobodat.at

APIS ventralis.

Die bauchigte Biene.

Apis ventralis: atra ſubnuda, abdomine nitido punctato ſegmentorum marginibus exalbidis, ventre lana rufa.

Habitat Norimbergae.

Caput atrum punctum ſubnudum ſ. leviter pubeſcens, labio antice reflexo, mandibulis atris. Antennae nigrae. Oculi fuſci. Thorax ater punctatus dorſo ſubnudo lateribus parum pubeſcentibus. Alae flaveſcentes nervo antico craſſiori marginali vix ad apicem excurrente nigro. Abdomen ovatum nigrum punctatum ſegmentorum marginibus excoloribus, ventre lana rufa. Pedes nigri ſubnudi tarſis ſubfuſcis.

a Magnitudo naturalis. b Eadem aucta.

© Biodiversity Heritage Library, http://www.biodiversitylibrary.org/; www.zobodat.at

© Biodiversity Heritage Library, http://www.biodiversitylibrary.org/; www.zobodat.at

Apis byssina Mihi.

© Biodiversity Heritage Library, http://www.biodiversitylibrary.org/; www.zobodat.at

© Biodiversity Heritage Library, http://www.biodiversitylibrary.org/; www.zobodat.at

APIS bysſina.

Die Seiden - Biene.

Apis byſſina: nigra flava pubeſcens, abdomine ſubovato lucido punctato, ſegmentorum marginibus obſolete albidis, ventre lana fulva.

Habitat Norimbergae.

Caput atrum punctatum flavo pubeſcens, labio flavo barbato. Antennae nigrae. Thorax ater flavo pubeſcens praeſertim poſtice, dorſo ſubnudo. Alae ſubfuſcae nervo antico craſſiori nigro. Abdomen ſubovatum atrum punctatum nitidum ſegmentorum marginibus obſolete albido pubeſcentibus, ventre lana fulva. Pedes ſupra nigri ſubtus flavo hirſuti.

a Magnitudo naturalis. b Eadem aucta.

© Biodiversity Heritage Library, http://www.biodiversitylibrary.org/; www.zobodat.at

© Biodiversity Heritage Library, http://www.biodiversitylibrary.org/; www.zobodat.at

Apis globosa Scopoli.

© Biodiversity Heritage Library, http://www.biodiversitylibrary.org/; www.zobodat.at

© Biodiversity Heritage Library, http://www.biodiversitylibrary.org/; www.zobodat.at

APIS globosa.

Die kuglichte Biene.

Apis globosa: nigra rufo pubescens, abdomine subrotundo, segmentorum margine antico longioribus pilis ciliato. *Scopol.* carn. n. 798. ic. 798.

Habitat Norimbergae.

Corpus subnudum aut leviter griseo pubescens. Abdomen globosum atrum nitidum, segmentorum marginibus in hoc specimine pube omni orbatis. Venter lana fulva. Alae obscuro flavicantes nervo antico crassiori nigro.

a Magnitudo naturalis. b Eadem aucta.

© Biodiversity Heritage Library, http://www.biodiversitylibrary.org/; www.zobodat.at

© Biodiversity Heritage Library, http://www.biodiversitylibrary.org/; www.zobodat.at

Apis albilabris Mihi.

© Biodiversity Heritage Library, http://www.biodiversitylibrary.org/; www.zobodat.at

© Biodiversity Heritage Library, http://www.biodiversitylibrary.org/; www.zobodat.at

APIS albilabris.

Die weiſslippigte Biene.

Apis albilabris: atra pubeſcens labio niveo albido barbato, punctis duobus nigris, abdomine ovato ſegmentis ſecundo et tertio rufis.

Habitat Norimbergae.

Caput atrum cinereo pubeſcens Oculi nigri. Labium niveum albido barbatum, punctisque duobus nigris. Antennae nigrae. Thorax ater cinereo pubeſcens immaculatus. Alae hyalinae nervo antico venisque nigris. Abdomen ovatum ſubnudum lucidum, ſegmento ſecundo et tertio rufis, reliquis nigris, ultimis pubeſcentibus. Femora ſubclavata nigra ſubnuda, tibiis cinereo-tarſisque flavo pubeſcentibus. Corpus ſubtus cinereo hirtum, abdominis ſegmentis ſecundo et tertio pariter ſubtus rufis.

a Magnitudo naturalis. b Eadem aucta. c Caput antice viſum auctum.

© Biodiversity Heritage Library, http://www.biodiversitylibrary.org/; www.zobodat.at

© Biodiversity Heritage Library, http://www.biodiversitylibrary.org/; www.zobodat.at

Apis Sphegoides Mihi.

© Biodiversity Heritage Library, http://www.biodiversitylibrary.org/; www.zobodat.at

© Biodiversity Heritage Library, http://www.biodiversitylibrary.org/; www.zobodat.at

APIS ſphegoides.

Die Raupentöderartige Biene.

Apis ſphegoides: atra cinereo pubeſcens, abdomine ovato ſegmentis ſecundo et tertio rufis pedibus flavis.

Habitat Norimbergae.

Caput nigrum cinereo hirtum, fronte albido barbata, labio nigro immaculato. Oculi nigri. Antennae nigrae. Thorax ater ſubnudus lateribus cinereo hirtis. Abdomen ovatum nigrum, ſegmento ſecundo et tertio rufis, apice albido pubeſcentis. Pedes flavo hirſuti femoribus ſupra nigris ſubtus cinereo pubeſcentibus. Corpus ſubtus cinereo hirtum, abdominis ſegmentis ſecundo et tertio aeque rufis.

a Magnitudo naturalis. b Eadem aucta.

© Biodiversity Heritage Library, http://www.biodiversitylibrary.org/; www.zobodat.at

© Biodiversity Heritage Library, http://www.biodiversitylibrary.org/; www.zobodat.at

© Biodiversity Heritage Library, http://www.biodiversitylibrary.org/; www.zobodat.at

Inhalt

des sieben und funfzigsten Hefts.

Tab. 1. Helops chrysomeloides Panzer.
— 2. Helops dermestoides Panzer.
— 3. Cantharis livida Fabric.
— 4. Cantharis testacea Fabric.
— 5. Cantharis nivea Panzer.
— 6. Malachius analis Panzer.
— 7. Dermestes bimaculatus Panzer
— 8. Cistela antennata Panzer.
— 9. Anthribus brevirostris Panzer.
— 10. Attelabus globosus Fabric.
— 11. Curculio derasus Panzer.
— 12. Curculio quadrinotatus Panzer.
— 13. Curculio dentatus Panzer.
— 14. Curculio enucleator Panzer.
— 15. Curculio affinis Panzer.
— 16. Curculio porcatus Panzer.
— 17. Curculio ophthalmicus Rossi
— 18. Curculio gracilipes Panzer.
— 19. Curculio pabulinus Panzer
— 20. Mycetophagus signatus Panzer.
— 21. Mycetophagus brunneus Panzer.
— 22. Haliomenus purpureus Panzer.
— 23. Haliomenus testaceus Panzer.
— 24. Staphylinus carinatus Panzer.

© Biodiversity Heritage Library, http://www.biodiversitylibrary.org/; www.zobodat.at

© Biodiversity Heritage Library, http://www.biodiversitylibrary.org/; www.zobodat.at

© Biodiversity Heritage Library, http://www.biodiversitylibrary.org/; www.zobodat.at

Helops chrysomeloides Mihi. J.St. fec.

© Biodiversity Heritage Library, http://www.biodiversitylibrary.org/; www.zobodat.at

© Biodiversity Heritage Library, http://www.biodiversitylibrary.org/; www.zobodat.at

HELOPS chryſomeloides.

Der Goldhähnchenartige Schattenkäfer.

Helops chryſomeloides: ater opacus, elytris punctatis margine laterali deflexo, antennis pedibusque faſcis.

Habitat in Auſtria.

Caput atrum opacum. Antennae obſcuro fuſcae articulis ultimis craſſioribus. Thorax ater opacus transverſus punctatus margine rotundatus. Scutellum minutum. Elytra atra opaca pubeſcentia punctata margine laterali deflexo. Pedes fuſci.

a Magnitudo naturalis. b Eadem aucta.

© Biodiversity Heritage Library, http://www.biodiversitylibrary.org/; www.zobodat.at

© Biodiversity Heritage Library, http://www.biodiversitylibrary.org/; www.zobodat.at

Helops dermestoides Mihi.

J. St. fec.

© Biodiversity Heritage Library, http://www.biodiversitylibrary.org/; www.zobodat.at

© Biodiversity Heritage Library, http://www.biodiversitylibrary.org/; www.zobodat.at

HELOPS dermeſtoides.

Der Speckkäferartige Schattenkäfer.

Helops dermeſtoides: ater opacus thorace antice rotundato, elytris punctatis apice anguſtatis, antennis pedibusque fuſcis.

Habitat in Auſtria.

Caput ſub thorace reconditum atrum. Antennae fuſcae articulis piloſis extimis craſſioribus. Thorax ater opacus transverſus punctatus antice rotundatus. Elytra atra opaca punctata apice anguſtata. Pedes fuſci.

a Magnitudo naturalis. b Eadem aucta.

© Biodiversity Heritage Library, http://www.biodiversitylibrary.org/; www.zobodat.at

© Biodiversity Heritage Library, http://www.biodiversitylibrary.org/; www.zobodat.at

Cantharis livida Fabr:

J. St. f.

© Biodiversity Heritage Library, http://www.biodiversitylibrary.org/; www.zobodat.at

© Biodiversity Heritage Library, http://www.biodiversitylibrary.org/; www.zobodat.at

CANTHARIS livida.

Die bleyfärbige Afterfliege. La Cicindele á corcelet rouge. Geoffr.

Cantharis livida: thorace marginato tota teſtacea. *Fabric.* Ent. ſyſt. T. 1. n. 2. p. 213. Syſt. Ent. n. 2. p. 205. Spec. Inſ. T. I. n. 2. p. 258. Mant. Inſ. T. I. n 2. p. 167.

Cantharis livida. Linn. Syſt. Nat. n. 3. p. 647. ed. XIII. n. 3. p. 1892. Faun. Suec. n 701.

Geoffr. Inſ. T. I. n. 2. p. 171.

Degeer Inſ. T. IV. n. 2. p. 41.

Müll. Zool. dan. prodr. p. 566.

Scop. Carn. n. 122. ic. 122.

Schäffer Ic. Inſ. Ratisb. tab. 16. fig. 14?

Harrer Beſchr. der Schäff. Inſ. 1 Th. n. 127. p. 80.

Roſſi Faun. etruſc. ed. *Hellw.* T. I. n. 414. et 415. p. 190. et 191.

© Biodiversity Heritage Library, http://www.biodiversitylibrary.org/; www.zobodat.at

Panzer Ent. germ. T. I. n. 2. p. 89.
Voet. Coleopt. T. II. n. 1. p. 125. tab. 46. fig. 1.

Habitat in floribus, dumetis, ſepibus.

a Magnitudo naturalis. b Eadem aucta.

© Biodiversity Heritage Library, http://www.biodiversitylibrary.org/; www.zobodat.at

Cantharis testacea Fabr.

J. St. fec.

© Biodiversity Heritage Library, http://www.biodiversitylibrary.org/; www.zobodat.at

© Biodiversity Heritage Library, http://www.biodiversitylibrary.org/; www.zobodat.at

CANTHARIS teſtacea.

Die gelbe Afterfliege mit dem ſchwarzgefleckten Bruſtſtück. La Cicindele noir á etuis jaunes. Geoffr.

Cantharis teſtacea: thorace marginato flavo macula nigra, corpore nigro, elytris pedibusque lividis. *Fabric.* Ent. ſyſt. T. I n. 33. p. 220. Syſt. Ent. n. 11. p. 207. Spec. Inſ. T I. n. 19. p. 261. Mant. Inſ. T. I. n 23. p. 168.

Cantharis teſtacea. Linn. Syſt. Nat. n. 15. p. 649. ed XIII. n. 15. p. 1893. Faun. Suec. n. 714.

Geoffr. Inſ. T. I. n. 6. b. p. 174.

Degeer Inſ. T. IV. n. 4 p. 71.

Scop. Carn. n. 123. ic. 123.

Panzer Ent. germ. T. I. n. 20. p. 93.

Habitat in floribus, in hortis, pratis.

a Magnitudo naturalis. b Eadem aucta.

© Biodiversity Heritage Library, http://www.biodiversitylibrary.org/; www.zobodat.at

© Biodiversity Heritage Library, http://www.biodiversitylibrary.org/; www.zobodat.at

Cantharis nivea Mihi.

J.St. fec.

© Biodiversity Heritage Library, http://www.biodiversitylibrary.org/; www.zobodat.at

© Biodiversity Heritage Library, http://www.biodiversitylibrary.org/; www.zobodat.at

CANTHARIS nivea.

Die weiſe Afterfliege.

Cantharis nivea: thorace marginato teſtaceo macula nigra, elyttis albis, corpore pedibus antennarumque baſi teſtaceis.

Habitat in Auſtria.

Habitus et ſtatura *Canth. teſtaceae Fabr.* aſt duplo minor. Corpus totum atrum marginibus ſegmentorum abdominis anoque teſtaceis. Caput nigrum. Oculi nigri. Antennae teſtaceae apice fuſcae. Thorax marginatus teſtaceus margine albus medio macula nigra. Elytra pubeſcentia alba punctata margine laterali teſtaceo. Pedes teſtacei.

a Magnitudo naturalis. b Eadem aucta.

© Biodiversity Heritage Library, http://www.biodiversitylibrary.org/; www.zobodat.at

© Biodiversity Heritage Library, http://www.biodiversitylibrary.org/; www.zobodat.at

Malachius analis Mihi.

J.St. fec.

© Biodiversity Heritage Library, http://www.biodiversitylibrary.org/; www.zobodat.at

© Biodiversity Heritage Library, http://www.biodiversitylibrary.org/; www.zobodat.at

MALACHIVS analis.

Der rothafterichte Warzenkäfer.

Malachius analis: ater thorace rufo ſtriga media atra, antennis apice elytris poſtice pedibusque rufis.

Habitat in Auſtria.

Similis *M. pulicar. F.* aſt diſtinctus. Caput atrum nitidum ore rufo. Antennae baſi rufae apice nigrae. Thorax rufus umbra in dorſo longitudinali nigra. Elytra atra nitida apice rufa. Pedes rufi.

a Magnitudo naturalis. b Eadem aucta.

© Biodiversity Heritage Library, http://www.biodiversitylibrary.org/; www.zobodat.at

© Biodiversity Heritage Library, http://www.biodiversitylibrary.org/; www.zobodat.at

Dermestes bimaculatus Mihi.

St.

© Biodiversity Heritage Library, http://www.biodiversitylibrary.org/; www.zobodat.at

© Biodiversity Heritage Library, http://www.biodiversitylibrary.org/; www.zobodat.at

DERMESTES bimaculatus.

Der zweyfleckigte Speckkäfer.

Dermestes bimaculatus: oblongus ferrugineus thorace ferrulato coleoptris dorso macula nigra.

Habitat in Auftria.

Similis *D. cellar. Fabr.* Caput ferrugineum nitidum. Oculi nigri. Antennae ferrugineae pubefcentes. Thorax ferrugineus immaculatus quadratus margine laterali utrinque ferrato. Coleoptera ferruginea lucida pubefcentia macula ovata dorfali ata. Pedes tenues ferruginei.

a Magnitudo naturalis b Eadem aucta.

© Biodiversity Heritage Library, http://www.biodiversitylibrary.org/; www.zobodat.at

© Biodiversity Heritage Library, http://www.biodiversitylibrary.org/; www.zobodat.at

Cistela antennata Mihi. J. St. fec.

© Biodiversity Heritage Library, http://www.biodiversitylibrary.org/; www.zobodat.at

© Biodiversity Heritage Library, http://www.biodiversitylibrary.org/; www.zobodat.at

CISTELA antennata.

Der einfärbige Fadenkäfer.

Cistela antennata: pubescens ferruginea, antennarum articulo tertio clavato maximo.

Habitat in Austria.

Corpus totum ferrugineum pubescens lucidum, excepto abdomine obscurius ferrugineo. Elytra pubescentia minime striata. Antennae filiformes thorace longiores articulo tertio clavato reliquis maiori. Pedes corpori concolores.

a Magnitudo naturalis. b Eadem aucta. c Antenna lente aucta.

© Biodiversity Heritage Library, http://www.biodiversitylibrary.org/; www.zobodat.at

© Biodiversity Heritage Library, http://www.biodiversitylibrary.org/; www.zobodat.at

Anthribus brevirostris Mihi. J. St. fec.

© Biodiversity Heritage Library, http://www.biodiversitylibrary.org/; www.zobodat.at

© Biodiversity Heritage Library, http://www.biodiversitylibrary.org/; www.zobodat.at

ANTHRIBVS breviroſtris.

Der kurzrüſslichte Bürſtenkäfer.

Anthribus breviroſtris : fuſcus roſtro breviſſimo, fronte, elytris poſtice anoque albis. Habitat in Auſtria.

Similis *Anthrib. albiroſtr. Fabric.* (Faun. germ. XV. 13.) aſt triplo minor et omnino diſtinctus. Roſtrum breviſſimum ſubnullum fuſcum. Frons inter antennas villoſo alba. Antennae filiformes thorace breviores, teſtaceae, clava fuſca. Oculi nigri. Thorax rotundatus nigro cinereoque varius, punctisque plurimis elevatis adſperſus. Scutellum minutum album. Elytra fuſca punctis albis nigrisque elevatis holoſericeis alternis ſtriata, apiceque alba. Abdomen ſubtus nigrum. Anus albus. Pedes fuſci, femoribus muticis, tibiis albo annulatis.

a Magnitudo naturalis. b Eadem aucta.

© Biodiversity Heritage Library, http://www.biodiversitylibrary.org/; www.zobodat.at

© Biodiversity Heritage Library, http://www.biodiversitylibrary.org/; www.zobodat.at

Attelabus globosus Fabr.

P. M. fec.

© Biodiversity Heritage Library, http://www.biodiversitylibrary.org/; www.zobodat.at

© Biodiversity Heritage Library, http://www.biodiversitylibrary.org/; www.zobodat.at

ATTELABVS globosus.

Der kuglichte Afterrüſselkäfer.

Attelabus globosus: gibbus supra ater subtus cinereus. *Fabric.* Ent. syst. T. II. n. 31. p. 391.

Curculio Craccae. *Fabric.* Syst. Ent. n. 29. p. 132. *Eiusd.* Spec. Inf. T. I. n. 42. p. 168. Mant. Inf. T. I. n. 56. p. 101.

Curculio Craccae. *Linn.* Syst. Nat. n. 6. p. 506. ed. XIII. n. 6. p. 1743.

Curculio Hypoleucos. *Paykull.* Monogr. Curc. n. 72. p. 75.

Panzer Ent. germ. I. n. 17. p. 297.

Habitat in Auſtria.

Elytra in noſtris ſpeciminibus atro caerulea ſunt.

a Magnitudo naturalis. b Eadem aucta.

© Biodiversity Heritage Library, http://www.biodiversitylibrary.org/; www.zobodat.at

© Biodiversity Heritage Library, http://www.biodiversitylibrary.org/; www.zobodat.at

Curculio derasus Mihi. J. St. fec.

© Biodiversity Heritage Library, http://www.biodiversitylibrary.org/; www.zobodat.at

© Biodiversity Heritage Library, http://www.biodiversitylibrary.org/; www.zobodat.at

CVRCVLIO derasus.

Der abgestäubte Rüsselkäfer.

Curculio derasus: longirostris femoribus muticis obscurus, thorace linea dorsali margine laterali maculisque duabus, coleoptris baseos maculis totidem punctisque plurimis obsoletis albis.

Habitat in Austria.

Statura et habitus *C. Colon. Fabric.* (Faun. germ. XXXXII. 2.) ast alius et omnino distinctus. Rostrum atrum scabrum carinatum crassiusculum obtusum. Antennae fuscae clava acuminata cinerea. Thorax obscurus ater punctis plurimis elevatis hinc inde confluentibus exasperatus, linea dorsali abbreviata, margine laterali utrinque maculisque duabus apicem versus albis. Coleoptera obscura atra obsolete striata, punctisque plurimis obsoletis inprimis ad marginem lateralem, maculisque baseos distinctis albis. Pedes nigri cinereo-villosuli, femoribus clavatis muticis. Corpus subtus atrum nitidulum.

a Magnitudo naturalis. b Eadem aucta.

© Biodiversity Heritage Library, http://www.biodiversitylibrary.org/; www.zobodat.at

© Biodiversity Heritage Library, http://www.biodiversitylibrary.org/; www.zobodat.at

Curculio quadrinotatus Mihi.

J. S. fec.

© Biodiversity Heritage Library, http://www.biodiversitylibrary.org/; www.zobodat.at

© Biodiversity Heritage Library, http://www.biodiversitylibrary.org/; www.zobodat.at

CVRCVLIO quadrinotatus.

Der viermal weiſs gezeichnete Rüſſelkäfer.

Curculio quadrinotatus: longiroſtris femoribus muticis oblongus ater, elytris crenato ſulcatis maculis duabus didymis ſcutelloque albis.

Habitat in Auſtria.

Caput atrum roſtro incurvo atro. Antennae nigrae articulo primo rufo. Thorax ater carinatus maculis ſparſis albis, margine antico rufo. Elytra atra opaca ſulcata et inter ſulcos crenata, apice gibba, maculis duabus albis, quarum utraque e binis conflata videtur. Scutellum album. Pedes nigri, femoribus muticis. Corpus ſubtus atrum.

a Magnitudo naturalis. b Eadem aucta.

© Biodiversity Heritage Library, http://www.biodiversitylibrary.org/; www.zobodat.at

© Biodiversity Heritage Library, http://www.biodiversitylibrary.org/; www.zobodat.at

Curculio dentatus Mihi.

J. St. fec

© Biodiversity Heritage Library, http://www.biodiversitylibrary.org/; www.zobodat.at

© Biodiversity Heritage Library, http://www.biodiversitylibrary.org/; www.zobodat.at

CVRCVLIO dentatus.

Der gezähnte Rüſſelkäfer.

Curculio dentatus: longirostris femoribus muticis subgloboſus cinereo-villoſus, elytris margine poſtico utrinque dentatis, ſutura baſi alba.

Habitat in Auſtria.

Habitus et ſtatura *C. pericarp.* F. Caput obſcurum roſtro deflexo. Thorax antice elevatus bituberculatus. Elytra cinereo villoſa ſtriata, maculisque raris hinc inde albis adſperſa, margineque poſtico utrinque dentata. Suturae baſis alba. Pedes cinereo villoſi, tarſis fuſcis, femoribusque muticis. Corpus ſubtus atrum cinereo villoſum.

a Magnitudo naturalis. b Eadem aucta.

© Biodiversity Heritage Library, http://www.biodiversitylibrary.org/; www.zobodat.at

© Biodiversity Heritage Library, http://www.biodiversitylibrary.org/; www.zobodat.at

Curculio enucleator Mihi.

J. St. fec

© Biodiversity Heritage Library, http://www.biodiversitylibrary.org/; www.zobodat.at

© Biodiversity Heritage Library, http://www.biodiversitylibrary.org/; www.zobodat.at

CVRCVLIO enucleator.

Der Kernnagende Rüſſelkäfer.

Curculio enucleator: longiroſtris femoribus muticis ovatus ſubvilloſus rufus elytris ſubſtriato punctatis.

Habitat in Auſtria.

Corpus totum rufum villoſitate pallidiore praeſertim in antico elytrorum tinctum. Caput punctatum. Antennae rufae clava villoſa pallida. Oculi nigri. Thorax punctatus. Elytra ſubſtriato-punctata ſubvilloſa. Pedes rufi femoribus muticis. Pectus et abdomen nigra, ano rufo.

a Magnitudo naturalis. b Eadem aucta.

© Biodiversity Heritage Library, http://www.biodiversitylibrary.org/; www.zobodat.at

© Biodiversity Heritage Library, http://www.biodiversitylibrary.org/; www.zobodat.at

Curculio affinis Mihi.

J. St. fec

© Biodiversity Heritage Library, http://www.biodiversitylibrary.org/; www.zobodat.at

© Biodiversity Heritage Library, http://www.biodiversitylibrary.org/; www.zobodat.at

CVRCVLIO affinis.

Der verwandte Rüſſelkäfer.

Curculio affinis: longiroſtris femoribus muticis ſubvilloſus ater opacus, elytris ſtriatis.

Habitat in Auſtria.

Statura et habitus *Curc. affimilis Fabr.* (Faun. germ. XXXXII. 6.) aſt duplo minor. Corpus totum atrum opacum ſubvilloſum. Thorax minus tuberculatus. Elytra ſtriata abdomine breviora. Femora mutica.

a Magnitudo naturalis. b Eadem aucta.

© Biodiversity Heritage Library, http://www.biodiversitylibrary.org/; www.zobodat.at

© Biodiversity Heritage Library, http://www.biodiversitylibrary.org/; www.zobodat.at

Curculio porcatus Mihi. J. St. fec.

© Biodiversity Heritage Library, http://www.biodiversitylibrary.org/; www.zobodat.at

© Biodiversity Heritage Library, http://www.biodiversitylibrary.org/; www.zobodat.at

CVRCVLIO porcatus.

Der gefurchte Rüſſelkäfer.

Curculio porcatus: longiroſtris femoribus dentatis, oblongus cinereus elytris porcato crenatis.

Habitat in Auſtria.

Corpus totum atrum villoſitate cinerea tectum. Caput atrum punctatum opacum. Roſtrum craſſiuſculum rectum thorace brevius, tricarinatum obtuſum mandibulis exſertis. Oculi parvi nigri. Antennae ruſeſcentes clava cinereo-villoſa. Thorax depreſſus carinatus punctisque plurimis elevatis glabriuſculis adſperſus. Elytra depreſſa ſuplana profunde ſulcata, et inter ſulcos crenata, punctis plurimis laevigatis elevatisque adſperſa. Scutellum minutum. Pedes cinereo villoſuli, femoribus clavatis dentatis. Corpus ſubtus obſcurum cinereo-villoſum.

a Magnitudo naturalis. b Eadem aucta.

© Biodiversity Heritage Library, http://www.biodiversitylibrary.org/; www.zobodat.at

© Biodiversity Heritage Library, http://www.biodiversitylibrary.org/; www.zobodat.at

Curculio ophthalmicus Rossi.

© Biodiversity Heritage Library, http://www.biodiversitylibrary.org/; www.zobodat.at

© Biodiversity Heritage Library, http://www.biodiversitylibrary.org/; www.zobodat.at

CVRCVLIO ophthalmicus.

Der Russelkäfer mit Augenflecken.

Curculio ophthalmicus: brevirostris oblongus cinereo-nigroque varius, elytris punctato-striatis: dorso macula utrinque distincta cinerea ocellata. *Rossi* Faun. Etrusc. T. I. n. 326. p. 128. ed. *Hellwig*. p. 136.

Habitat in Austria.

© Biodiversity Heritage Library, http://www.biodiversitylibrary.org/; www.zobodat.at

© Biodiversity Heritage Library, http://www.biodiversitylibrary.org/; www.zobodat.at

Curculio gracilipes Mihi.

J: St. fec.

© Biodiversity Heritage Library, http://www.biodiversitylibrary.org/; www.zobodat.at

© Biodiversity Heritage Library, http://www.biodiversitylibrary.org/; www.zobodat.at

CVRCVLIO gracilipes.

Der Jchlankfüſsichte Rüſſelkäfer.

Curculio gracilipes: brevirostris femoribus muticis ferrugineus, elytris gibbis punctato striatis, antennis pedibusque testaceis.

Habitat in Austria.

Similis *Curcul. pabulin.* ast triplo minor. Rostrum breviſſimum truncatum. Antennae glabrae testaceae. Oculi globosi nigri. Thorax brevis ferrugineus punctisque plurimis minutis impressis. Elytra ferruginea nitida gibba punctato striata, interstitiis laevibus. Pedes breves graciles femoribus subclavatis inermibus. Corpus subtus ferrugineum nitidum.

a Magnitudo naturalis. b Eadem aucta.

© Biodiversity Heritage Library, http://www.biodiversitylibrary.org/; www.zobodat.at

© Biodiversity Heritage Library, http://www.biodiversitylibrary.org/; www.zobodat.at

Curculio pabulinus Mihi.

J. St. fec.

© Biodiversity Heritage Library, http://www.biodiversitylibrary.org/; www.zobodat.at

© Biodiversity Heritage Library, http://www.biodiversitylibrary.org/; www.zobodat.at

CVRCVLIO pabulinus.

Der gefräſige Rüſſelkäfer.

Curculio pabulinus: brevirostris femoribus dentatis ferrugineus, elytris subglobosis punctato-striatis, antennis pedibusque testaceis.

Habitat in Austria.

Caput obscure ferrugineum punctatum rostro obtuso mandibulis exsertis forcipatis. Oculi subglobosi nigri. Antennae testaceae villosae. Thorax globosus ferrugineus villosus punctis plurimis elevatis hinc inde confluentibus nitidis adspersus. Elytra subglobosa gibba apice acuminata ferruginea villosa nitida, punctato striata. Pedes testacei femoribus clavatis dentatis. Corpus subtus ferrugineum nitidum.

a Magnitudo naturalis. b Eadem aucta.

© Biodiversity Heritage Library, http://www.biodiversitylibrary.org/; www.zobodat.at

© Biodiversity Heritage Library, http://www.biodiversitylibrary.org/; www.zobodat.at

Mycetophagus signatus Mihi.

J. St. fec.

© Biodiversity Heritage Library, http://www.biodiversitylibrary.org/; www.zobodat.at

© Biodiversity Heritage Library, http://www.biodiversitylibrary.org/; www.zobodat.at

MYCETOPHAGVS ſignatus.

Der gezeichnete Pfifferkäfer.

Mycetophagus ſignatus. ater thoracis margine laterali coleoptris baſeos maculis ſex, faſcia punctoque poſtico ferrugineis.

Habitat in Auſtria.

Caput nigrum opacum. Antennae rufae. Thorax ater punctatus margine laterali inprimis poſtice ferrugineus. Elytra atra punctata minime ſtriata punctis baſeos tribus, faſcia punctoque poſtico ferrugineis. Pedes rufi.

a Magnitudo naturalis. b Eadem aucta.

© Biodiversity Heritage Library, http://www.biodiversitylibrary.org/; www.zobodat.at

© Biodiversity Heritage Library, http://www.biodiversitylibrary.org/; www.zobodat.at

Mycetophagus brunneus Mihi.

J.St. fec

© Biodiversity Heritage Library, http://www.biodiversitylibrary.org/; www.zobodat.at

© Biodiversity Heritage Library, http://www.biodiversitylibrary.org/; www.zobodat.at

MYCETOPHAGVS brunneus.

Der braune Pfifferkäfer.

Mycetophagus brunneus: rufus, elytris punctato ſtriatis faſciis tribus teſtaceis media interrupta.

Habitat in Auſtria.

Caput rufum. Oculi nigri. Antennae rufae. Thorax rufus punctatus antice rotundatus poſtice punctis duobus impreſſis. Elytra rufa punctato ſtriata faſcia baſeos lata, media interrupta apicisque maculari teſtaceis. Pedes teſtacei.

a Magnitudo naturalis. b Eadem aucta.

© Biodiversity Heritage Library, http://www.biodiversitylibrary.org/; www.zobodat.at

© Biodiversity Heritage Library, http://www.biodiversitylibrary.org/; www.zobodat.at

Hallomenus purpureus. Mihi.

J. St. fec.

© Biodiversity Heritage Library, http://www.biodiversitylibrary.org/; www.zobodat.at

© Biodiversity Heritage Library, http://www.biodiversitylibrary.org/; www.zobodat.at

HALLOMENVS purpureus.

Der purpurrothe Hupfkäfer.

Hallomenus purpureus: purpureus elytris acuminatis punctatis antennis pedibusque testaceis.

Habitat in Austria.

Caput et thorax obscura nitida punctata. Antennae testaceae. Thorax transversus margine rotundatus. Elytra atro purpurea nitida punctata acuminata. Pedes testacei.

a Magnitudo naturalis. b Eadem aucta.

© Biodiversity Heritage Library, http://www.biodiversitylibrary.org/; www.zobodat.at

© Biodiversity Heritage Library, http://www.biodiversitylibrary.org/; www.zobodat.at

Hallomenus testaceus Mihi.

J. St. fec.

© Biodiversity Heritage Library, http://www.biodiversitylibrary.org/; www.zobodat.at

© Biodiversity Heritage Library, http://www.biodiversitylibrary.org/; www.zobodat.at

HALLOMENVS teſtaceus.

Der dunkelgelbe Hüpfkäfer.

Hallomenus teſtaceus: laevis obſcure teſtaceus elytris punctatis, antennis pedibusque teſtaceis.

Habitat in Auſtria.

Minutus. Caput ſub thorace retractum obſcurum. Thorax transverſus margine oblique rotundatus obſcure teſtaceus punctatus. Antennae teſtaceae piloſae. Elytra teſtacea laevia punctata. Pedes teſtacei. Corpus ſubtus obſcurum.

a Magnitudo naturalis. b Eadem aucta.

© Biodiversity Heritage Library, http://www.biodiversitylibrary.org/; www.zobodat.at

© Biodiversity Heritage Library, http://www.biodiversitylibrary.org/; www.zobodat.at

Stapylinus carinatus Mihi.

J. St. fec.

© Biodiversity Heritage Library, http://www.biodiversitylibrary.org/; www.zobodat.at

© Biodiversity Heritage Library, http://www.biodiversitylibrary.org/; www.zobodat.at

STAPHYLINVS carinatus.

Der gekielte Raubkäfer.

Staphylinus carinatus: ater nitidus thorace depresso lineis elevatis quatuor pedibusque testaceis.

Habitat in Austria.

Similis *Staph. piceo Fabric.* (*Faun. Gem. XXVII.* 14) ast alius et vere distinctus. Caput transversum nigrum nitidum antice subfoveolatum, palpis mandibulisque porrectis. Antennae nigrae. Thorax ater depressus nitidus dorso lineis elevatis quatuor margine laterali utrinque foveolato. Elytra nitida atra pubescentia. Abdomen atrum nitidum segmentorum margine postico elevato. Anus pilosus. Pedes testacei.

a Magnitudo naturalis. b Eadem aucta.

© Biodiversity Heritage Library, http://www.biodiversitylibrary.org/; www.zobodat.at

© Biodiversity Heritage Library, http://www.biodiversitylibrary.org/; www.zobodat.at

© Biodiversity Heritage Library, http://www.biodiversitylibrary.org/; www.zobodat.at

des acht und funfzigsten Hefts.

Tab. 1. Scarabaeus centrolineatus Panzer
— 2. Scarabaeus equestris Panzer.
— 3. Scarabaeus nubilus Panzer.
— 4. Scarabaeus sticticus Panzer.
— 5. Scarabaeus sphacelatus Panzer.
— 6. Scarabaeus limicola Panzer.
— 7. Scarabaeus coenosus Panzer.
— 8. Scarabaeus pusillus Herbst.
— 9. Scarabaeus foriorum Panzer.
— 10. Scarabaeus semicornis Panzer.
— 11. Lucanus Dorcas Panzer.
— 12. Lucanus Capra Panzer.
— 13. Lucanus caraboides Fabric.
— 14. Lucanus rufipes Herbst.
— 15. Leucospis dorsigera Mas. Fabric.
— 16. Nemotelus villosus Fabric.
— 17. Stratiomys errans Fabric.
— 18. Stratiomys viridula Fabric.
— 19. Stratiomys angulata Panzer.
— 20. Stratiomys tigrina Fabric.
— 21. Stratiomys leonina Panzer.
— 22. Stratiomys felina Panzer.
— 23. Stratiomys canina Panzer.
— 24. Stratiomys vulpina Panzer.

© Biodiversity Heritage Library, http://www.biodiversitylibrary.org/; www.zobodat.at

© Biodiversity Heritage Library, http://www.biodiversitylibrary.org/; www.zobodat.at

© Biodiversity Heritage Library, http://www.biodiversitylibrary.org/; www.zobodat.at

Scarabaeus centrolineatus Mihi.

J. St. fec.

© Biodiversity Heritage Library, http://www.biodiversitylibrary.org/; www.zobodat.at

© Biodiversity Heritage Library, http://www.biodiversitylibrary.org/; www.zobodat.at

SCARABAEVS centrolineatus.

Der Linien-Dungkäfer.

Scarabaeus centrolineatus: ſcutellatus, thorace inermi immaculato, capite trituberculato: elytris punctato ſtriatis griſeis, ſutura maculisque dorſo confluentibus nigris, relicta macula centrolineari griſea.

Habitat in ſtercore in montibus Sileſiae.

Quaecunque in hac ſectione deſcribuntur inſecta ſileſiaca, benevolentiae debeo L. B. de *Stillfrid*, rerum naturalium ſcrutatori praeſtantiſſimo, et in inquirendis inſectis ſileſiacis feliciſſimo.

Habitus et ſtatura *Sc. inquinati* ſed maior. Clypeus ater punctatus nitens punctatus trituberculatus antice emarginatus, margine antico reflexo. Thorax ater nitens punctatus margine immaculato. Scutellum nigrum triangulare. Elytra

© Biodiversity Heritage Library, http://www.biodiversitylibrary.org/; www.zobodat.at

grisea punctato striata nitida, sutura maculisque oblongis nigris: hae maculae in dorso ita confluunt, ut in centro lineolam griseam relinquant, quae constanter observatur: macula ad apicem utriusque elytri nigra semper adest. Pedes fusci. Corpus subtus atrum nitidum.

a Magnitudo naturalis. b Eadem aucta.

© Biodiversity Heritage Library, http://www.biodiversitylibrary.org/; www.zobodat.at

Scarabaeus equestris Mihi.

J. St. fec

© Biodiversity Heritage Library, http://www.biodiversitylibrary.org/; www.zobodat.at

© Biodiversity Heritage Library, http://www.biodiversitylibrary.org/; www.zobodat.at

SCARABAEVS equeſtris.

Der Ritter - Dungkäfer.

Scarabaeus equeſtris: ſcutellatus thorace inermi marginibus lateralibus teſtaceis: capite trituberculato, elytris teſtaceis punctato-ſtriatis, maculis in ſemicirculo poſitis nigris.

Habitat in ſtercore in Sileſia.

Clypeus ater nitens punctatus trituberculatus angulatus, antice emarginatus, margine antico fuſco reflexo. Antennae teſtaceae clava trifida nigra. Thorax ater punctatus nitens marginibus lateralibus antice macula teſtacea. Elytra rufo-teſtacea punctato ſtriata, maculis in ſemicirculo poſitis nigris. Pedes teſtacei. Corpus ſubtus obſcure teſtaceum, pectore fuſco.

a Magnitudo naturalis. b Eadem aucta.

© Biodiversity Heritage Library, http://www.biodiversitylibrary.org/; www.zobodat.at

© Biodiversity Heritage Library, http://www.biodiversitylibrary.org/; www.zobodat.at

Scarabaeus nubilus Mihi.

J. St. fec

© Biodiversity Heritage Library, http://www.biodiversitylibrary.org/; www.zobodat.at

© Biodiversity Heritage Library, http://www.biodiversitylibrary.org/; www.zobodat.at

SCARABAEVS nubilus.

Der wolkichte Dungkäfer.

Scarabaeus nubilus: ſcutellatus thorace inermi, capite trituberculato, elytris teſtaceis punctato ſtriatis, ſtria marginali maculisque ſparſis nigris.

Habitat in ſtercore, Sileſiae.

Magnitudo *Scar. ſubterran. F.* Clypeus ater nitens, trituberculatus, punctatus ſubangulatus antice vix emarginatus, margine utrinque reflexo. Thorax ater nitens punctatus, macula marginali obſoleta fuſca. Elytra teſtacea punctato ſtriata, lineola marginali, maculisque baſeos poſtice confluentibus nigris. Sutura nigra. Corpus ſubtus nigrum nitidum. Pedes teſtacei.

a Magnitudo naturalis. b Eadem aucta.

© Biodiversity Heritage Library, http://www.biodiversitylibrary.org/; www.zobodat.at

© Biodiversity Heritage Library, http://www.biodiversitylibrary.org/; www.zobodat.at

Scarabaeus sticticus Mihi.

© Biodiversity Heritage Library, http://www.biodiversitylibrary.org/; www.zobodat.at

© Biodiversity Heritage Library, http://www.biodiversitylibrary.org/; www.zobodat.at

SCARABAEVS ſticticus.

Der geſprenkelte Dungkäfer.

Scarabaeus ſticticus: ſcutellatus thorace inermi, capite ſubtrituberculato, elytris teſtaceis punctato-ſtriatis maculis inordinatis ſparſis nigris.

Habitat in ſtercore, Sileſiae.

Scar. inquinato F. minor. Clypeus ater nitens punctatus utrinque angulatus, antice emarginatus, tuberculis tribus obſoletis, margineque laterali fuſcus. Thorax ater nitens punctatus margine laterali rufo teſtaceo. Elytra teſtacea punctato-ſtriata maculis ſine ordine ſparſis nigris. Corpus ſubtus obſcure teſtaceum. Pedes obſcure teſtacei.

a Magnitudo naturalis. b Eadem aucta.

© Biodiversity Heritage Library, http://www.biodiversitylibrary.org/; www.zobodat.at

© Biodiversity Heritage Library, http://www.biodiversitylibrary.org/; www.zobodat.at

Scarabaeus sphacelatus Mihi.

J. St. fec.

© Biodiversity Heritage Library, http://www.biodiversitylibrary.org/; www.zobodat.at

© Biodiversity Heritage Library, http://www.biodiversitylibrary.org/; www.zobodat.at

SCARABAEVS ſphacelatus.

Der brandfleckigte Dungkäfer.

Scarabaeus ſphacelatus: ſcutellatus thorace inermi, capite ſubtrituberculato, elytris griſeis punctato-ſtriatis, macula marginali nigra.

Habitat in ſtercore montium Sileſiae.

Facies *Scar. conflagrat F.* ſed omnino diverſus. Clypeus ater punctatus nitens, margine omni reflexo, antice truncatus, tuberculis tribus obſoletis. Thorax ater punctatus nitens margine laterali teſtaceo. Elytra griſea punctato ſtriata macula oblonga marginali nigra. Corpus ſubtus fuſcum, ano pallido. Pedes fuſco teſtacei.

a Magnitudo naturalis. b Eadem aucta.

© Biodiversity Heritage Library, http://www.biodiversitylibrary.org/; www.zobodat.at

© Biodiversity Heritage Library, http://www.biodiversitylibrary.org/; www.zobodat.at

Scarabaeus limicola Mihi.

J. St fec.

© Biodiversity Heritage Library, http://www.biodiversitylibrary.org/; www.zobodat.at

© Biodiversity Heritage Library, http://www.biodiversitylibrary.org/; www.zobodat.at

SCARABAEVS limicola.

Der Garten-Dungkäfer.

Scarabaeus limicola: ſcutellatus thorace inermi, capite trituberculato, elytris punctato ſtriatis obſcuro griſeis.

Habitat primo vere in hortorum pulvinis Sileſiae.

Clypeus nitidus antice emarginatus fuſco teſtaceus, poſtice ater trituberculatus, tuberculo medio maiori. Thorax nitidus laevis, punctis raris impreſſis, obſcure griſeus, margine laterali ſubteſtaceo, medio lineola brevi impreſſa. Elytra obſcure griſea punctato ſtriata, ſutura nigra. Corpus ſubtus obſcure griſeum, pedibus ſubteſtaceis.

a Magnitudo naturalis. b Eadem aucta.

© Biodiversity Heritage Library, http://www.biodiversitylibrary.org/; www.zobodat.at

© Biodiversity Heritage Library, http://www.biodiversitylibrary.org/; www.zobodat.at

Scarabaeus caenosus Mihi. J. St. fec.

© Biodiversity Heritage Library, http://www.biodiversitylibrary.org/; www.zobodat.at

© Biodiversity Heritage Library, http://www.biodiversitylibrary.org/; www.zobodat.at

SCARABAEVS coenosus.

Der fahle Dunghäfer.

Scarabaeus coenosus: scutellatus muticus ater, thorace margine laterali rufo, elytris obscure rufis striatis.

Habitat in stercore, Silesiae.

Clypeus ater punctatus nitidus muticus margine omni subreflexo, antice parum emarginatus. Thorax ater inermis punctatus, margine laterali laete rufo. Elytra obscure rufa nitida argute striata, nullo modo punctata. Corpus subtus nigrum. Pedes fusci, femoribus secundi et tertii paris compresso dilatatis.

a Magnitudo naturalis. b Eadem aucta.

© Biodiversity Heritage Library, http://www.biodiversitylibrary.org/; www.zobodat.at

© Biodiversity Heritage Library, http://www.biodiversitylibrary.org/; www.zobodat.at

Scarabaeus pusillus Herbst.

© Biodiversity Heritage Library, http://www.biodiversitylibrary.org/; www.zobodat.at

© Biodiversity Heritage Library, http://www.biodiversitylibrary.org/; www.zobodat.at

SCARABAEVS pusillus.

Der kleine braune Dungkäfer.

Scarabaeus pusillus: scutellatus niger elytris piceis punctato-striatis. *Herbst* Natur. d. K. II. Th. n. 96. p. 155. tab. 12. fig. 12. tab. 18. fig. 6.
Preysler Inf. Bohem. n. 100. p. 104. tab. I. fig. 8. a.

Habitat in stercore bovino.

Sunt mihi huius speciei exempla clypeis tuberculatis et absque tuberculis, manifesto indicio, cum praesentia tum absentia tuberculorum neutiquam pro characteri constante assumi posse.

a Magnitudo naturalis. b Eadem aucta.

© Biodiversity Heritage Library, http://www.biodiversitylibrary.org/; www.zobodat.at

© Biodiversity Heritage Library, http://www.biodiversitylibrary.org/; www.zobodat.at

Scarabaeus foliorum Mihi.

J.St.fec.

© Biodiversity Heritage Library, http://www.biodiversitylibrary.org/; www.zobodat.at

© Biodiversity Heritage Library, http://www.biodiversitylibrary.org/; www.zobodat.at

SCARABAEVS fororiorum.

Der Cloak-Dungkäfer.

Scarabaeus fororiorum: ſcutellatus muticus ater, thorace immaculato, elytris teſtaceis punctato ſtriatis, ſutura margineque omni nigris.

Habitat in ſtercore, Sileſiae.

Similis *Sc. merdario F.* aſt omnino differt, magnitudine maiori atque thoracis margine laterali haud maculato, elytroque margine omni nigrorum.

a Magnitudo naturalis. b Eadem aucta.

© Biodiversity Heritage Library, http://www.biodiversitylibrary.org/; www.zobodat.at

© Biodiversity Heritage Library, http://www.biodiversitylibrary.org/; www.zobodat.at

Scarabaeus semicornis Mihi.

J. St. fec.

© Biodiversity Heritage Library, http://www.biodiversitylibrary.org/; www.zobodat.at

© Biodiversity Heritage Library, http://www.biodiversitylibrary.org/; www.zobodat.at

SCARABAEVS ſemicornis.

Der halbgehörnte Dungkäfer.

Scarabaeus ſemicornis: exſcutellatus ater, thorace prominentia ſubtriplici, occipite cornu truncato emarginato.

Habitat in ſtercore, Sileſiae.

Statura et habitus *Sc. ovati F. at* maior et diſtinctus. Clypeus ater opacus punctatus, antice emarginatus, margine undique reflexo: medio linea transverſa elevata, occipite corniculo truncato apice emarginato. Thorax ater opacus punctis plurimis impreſſus, pubeſcens, antice prominentia triplici, media emarginata maiori. Elytra atra opaca abdomine breviora ſubſtriata, punctis plurimis elevatis exaſperata. Corpus ſubtus nigrum nitidum. Pedes nigri.

Alter ſexus differt corniculo truncato paullo breviori.

a Magnitudo naturalis. b Eadem aucta.

© Biodiversity Heritage Library, http://www.biodiversitylibrary.org/; www.zobodat.at

© Biodiversity Heritage Library, http://www.biodiversitylibrary.org/; www.zobodat.at

Lucanus Dorcas Mihi.

Jac. Sturm fec.

© Biodiversity Heritage Library, http://www.biodiversitylibrary.org/; www.zobodat.at

© Biodiversity Heritage Library, http://www.biodiversitylibrary.org/; www.zobodat.at

LVCANVS Dorcas.

Der Dammſchröter.

Lucanus Dorcas: mandibulis exſertis apice ſubbifurcatis, denticulis intus tribus obtuſis.

Habitat in Sileſiae ſylvis.

Varietati cuidam morboſae *Luc. Cervi. F.*, cuius plures ſunt, ſimilis eſt, aſt mihi differre viſus. Differentia omnis in eo poſita equidem mihi videtur, quod mandibularum denticuli interni haud ultra tres numerentur, iique truncati obtuſiſſimiqui ſit; quod mandibulae relatione corporis admodum abbreviatae, raroque longitudine ſua capitis latitudinem ſuperent; quod thorax minime angulatus, neque dorſo inaequalis ſit, ſed planus, depreſſus, parumque antice declivis, qualis obſervatur in Lucan. Capreolo F. (Americ. boreal.). Reliqua mihi cum Luc. Cervo. convenire videbantur.

© Biodiversity Heritage Library, http://www.biodiversitylibrary.org/; www.zobodat.at

Si quis attamen ſit, qui hanc Lucani ſpeciem, aliis quibuscunque *Lucan. Cervi varietatibus morboſis*, in quorum numero mihi ſemper ille *famosus Luc. Hircus* erit, aſſociare putet, nullus ſum qui contrarium ſtrenue defendere cupit.

Vidi individuum huius Lucani, quod mandibulis inſtructum fuerat, altera intus bis, altera terdentata.

© Biodiversity Heritage Library, http://www.biodiversitylibrary.org/; www.zobodat.at

Lucanus Capra Mihi.

J. Sturm fec.

© Biodiversity Heritage Library, http://www.biodiversitylibrary.org/; www.zobodat.at

© Biodiversity Heritage Library, http://www.biodiversitylibrary.org/; www.zobodat.at

LVCANVS Capra.

Der Ziegenſchröter.

Lucanus Capra: ater opacus mandibulis intus bidentatis, fronte tuberculo gemino, tibiis anticis ferratis.

Lucanus parallelipipedus F. varietas ſexu diſtincta Auctorum.

Habitat in ſylvaticis: in Sileſia utroque ſexu frequentior vulgatiori *Lucano parallelipipedo* F. et L.

Haecce Lucani *diſtincta* ſpecies inique a plurimis Entomologis hactenus pro varietate ſexus *Luc. parall.* vendita fuit. *Geoffroy* (Inſ. T. I. n. 3. p. 62.) ni fallor, primus fuerat, qui hanc pro *femina maris L. parall.* habebat, quo cum et alii conſentiebant: ſic Cl. Cl. *Roſſi* (Faun. etruſc. I. p. 3.) et *Preysler* (Inſ. bohem. n. 5. p. 10.) et *Herbſt* (Naturg. d. Inſ. T. III. n. 9. p 309.) et ipſe *Fabric.* (Ent. ſyſt. T. II. n. 11. p. 239.) ut alios taceam.

© Biodiversity Heritage Library, http://www.biodiversitylibrary.org/; www.zobodat.at

Differentiae praecipuae, quae hunc a *Lucano parall.* diſtinguunt, in eo poſitae equidem mihi videntur: quod in *Lucano Capra*, mandibulae dente laterali haud elevato inſtructae ſint, eaeque multo breviores ſint, denticuliſque tantum duobus lateri interiori adiunctis ſatis minutis gaudeant: quod caput punctis plurimis impreſſis exaſperatum, tuberculoque gemino frontali armatum ſit: quod thorax convexus nitidus, neque adeo depreſſus dilatatus, et opacus ſit, ut in *Luc. parall*; quod tibiae anticae crebrioribus atque argutioribus denticulis munitae ſint: quod ſexus alter ſ. *huius mas.* (monendum, *feminam* Luc. Caprae duntaxat tuberculatam eſſe) eademque forma habitu et ſtructura feminae ſuae omnino conſimili gaudeat, multumque a *mare L. parall.* habitu plane alieno differat.

© Biodiversity Heritage Library, http://www.biodiversitylibrary.org/; www.zobodat.at

Lucanus caraboides Fabr.

J. St. fec.

© Biodiversity Heritage Library, http://www.biodiversitylibrary.org/; www.zobodat.at

© Biodiversity Heritage Library, http://www.biodiversitylibrary.org/; www.zobodat.at

LVCANVS caraboides.

Der laufkäferartige Schröter. La Chevrette bleue. Geoffr.

Lucanus caraboides: caerulescens mandibulis lunatis, thorace marginato. *Fabric.* Ent. syst. T. II. n. 14. p. 239. Syst. Ent. n. 8. p. 3. Spec. Inf. T. I. n. 9. p. 3. Mant. Inf. T. I. n. 12. p. 2.

Lucanus caraboides. Linn. Syst. Nat. n. 7. p. 561. ed. XIII. n. 7. p. 1591. Faun. Suec. n. 407.

Degeer Inf. T. IV. n. 3. p. 194. tab. 12. fig. 11.

Geoffr. Inf. T. I. n. 4. p. 63.

Devill. ent. T. I. n. 3. p. 43. tab. 1. fig. 1.

Scop. carn. n. 2. ic. 2.

Laichard. tyr. Inf. T. I. n. 3. p. 3.

Herbst Nat. d, K. T. III. n. 10. p. 310. tab. 34. fig. 6. 7.

© Biodiversity Heritage Library, http://www.biodiversitylibrary.org/; www.zobodat.at

Schäffer Ic. Inſ. Ratisb. tab. 6. fig. 8.
Hirrer Beſchr. d. Schäff. Inſ. 1. B. n. 3. p. 6.
Voet Coleopt. T. II. p. 38. n. 8. tab. 30. fig. 8.
Panzer Symb. ent. I. p. 21. tab. 3. fig. 1. 2.
Eiusd. Ent. germ. I. n. 4. p. 245.

Habitat in ſylvaticis, et in locis ſuffocatis.

a Magnitudo naturalis. b Eadem aucta.

© Biodiversity Heritage Library, http://www.biodiversitylibrary.org/; www.zobodat.at

Lucanus rufipes Herbst.

© Biodiversity Heritage Library, http://www.biodiversitylibrary.org/; www.zobodat.at

© Biodiversity Heritage Library, http://www.biodiversitylibrary.org/; www.zobodat.at

LVCANVS rufipes.

Der rothfüſichte Schröter. La Chevrette verte. Geoffr.

Lucanus rufipes: viridis ſubtus pedibusque rufis. *Herbſt* Nat. d. Käf. III. Th. n. 11. p. 311. tab. 34. fig. 8.
Schäffer Ic. Inſ. Ratisb. tab. 75. fig 7.

Habitat in Sileſia.

Reſtituenda omnino, ut equidem mihi viſum fuit, diſtincta ſpecies, inique, ex quo innotuerat, pro varietate inani *Luc. Caraboides* habita atque divendita. Vindicat autem ipſa paullo curatius cum *Lucan. caraboid. F.* comparata, ſibi ſuum ius inter alias Lucanorum ſpecies militandi, nec indigeret mea confirmatione, niratus, me et hanc addere debuiſſe, ne aliis ultra neceſſitatem, novam ſpeciem, dudum iam oblivioni etiam poſt Cl. *Herbſtii* conatus laudabiles traditam, revocare videar.

© Biodiversity Heritage Library, http://www.biodiversitylibrary.org/; www.zobodat.at

Differt enim non ſolis *rufeſcentibus* pectore, abdomine pedibusque, ſed capitis thoracisque aliena fabrica et circumſcriptione, quam verbis edere plagulae ſpatium vetant, et quod maximi eſt, *antennis*, iisque multo brevioribus, earumque lamellis duntaxat tribus, quas quatuor in L. *carab. ſemper* numerare contigit.

a Magnitudo naturalis. b Eadem aucta.

© Biodiversity Heritage Library, http://www.biodiversitylibrary.org/; www.zobodat.at

Leucospis dorsigera Fabr:

Jac. Sturm fec.

© Biodiversity Heritage Library, http://www.biodiversitylibrary.org/; www.zobodat.at

© Biodiversity Heritage Library, http://www.biodiversitylibrary.org/; www.zobodat.at

LEVCOSPIS dorsigera.

Die Schenkelwespe.

Leucospis dorsigera: abdomine sessili nigro: fasciis duabus punctoque flavis. *Fabric.* Syst. Ent. n. 1. p. 361. Spec. Ins. T. I. n. 1. p. 457. Mant. Ins. T. I. n. 1. p. 284. Ent. Syst. T. III n. 2. p. 246.

Leucospis dorsigera: thoracis (*pectoris*) squama abdominis sessilis fere longitudine. *Gmelin* ed. XIII. Syst. Nat. T. V. n. 1. p. 2739.

Vespa dorsigera. *Sulzer* abgek. Gesch. d. Ins. p. 196. tab. 27. fig. 11.

Fuesly Archiv 3 Heft. tab. 18. fig. 1 - 11.

Rossi Faun. Etrusc. T. II. n. 856. var. β.

Devill Ent. gall. T. III. n. 1. p. 260. tab. 8. fig. 17.

© Biodiversity Heritage Library, http://www.biodiversitylibrary.org/; www.zobodat.at

Ausser Italien, Helvetien, Frankreich, beherbergt auch *Deutschland* diese merkwürdige Wespe, woselbst sie, wie ich aus zuverläsigen Berichten schliesen darf, schon mehrere Male gefangen worden. In hiesigen Gegenden bin ich zur Zeit ihr noch vergeblich nachgegangen.

a. Natürliche Grösse. b. Vergrösserung. c. Im Profil, vergrössert.

©.Biodiversity Heritage Library, http://www.biodiversitylibrary.org/; www.zobodat.at



Nemotelus villosus Fabr: St. fec.

© Biodiversity Heritage Library, http://www.biodiversitylibrary.org/; www.zobodat.at

© Biodiversity Heritage Library, http://www.biodiversitylibrary.org/; www.zobodat.at

NEMOTELUS villosus.

Die zottige Stiletfliege.

Nemotelus villosus: niger cinereo hirtus abdominis segmentis margine laterali albo. *Fabric.* Ent. syst. T. VI. n. 2. p. 270.

Habitat in Silesia. *Lib. Bar. de Stillfrid.*

© Biodiversity Heritage Library, http://www.biodiversitylibrary.org/; www.zobodat.at

© Biodiversity Heritage Library, http://www.biodiversitylibrary.org/; www.zobodat.at

Stratiomys errans Fabr.

J. St. fec.

© Biodiversity Heritage Library, http://www.biodiversitylibrary.org/; www.zobodat.at

© Biodiversity Heritage Library, http://www.biodiversitylibrary.org/; www.zobodat.at

STRATIOMYS errans.

Die herumschweifende Waffenfliege.

Stratiomys errans: scutello bidentato atro, abdomine atro: segmento secundo tertioque lateribus albis. *Fabric.* Ent. syst. T. VI. n. 2. p. 263.

Habitat ad Silesiae aquas.

Illustr. *Fabricius* l. c. huius speciei patriam habitationemque ignorasse videtur, quoniam de utraque mentionem facere suberfedit.

* Magnitudo naturalis. a Antenna. b Scutellum. c Tarsus posticus, aucta.

© Biodiversity Heritage Library, http://www.biodiversitylibrary.org/; www.zobodat.at

© Biodiversity Heritage Library, http://www.biodiversitylibrary.org/; www.zobodat.at

Stratiomys viridula Fabr.

J. St. fec.

© Biodiversity Heritage Library, http://www.biodiversitylibrary.org/; www.zobodat.at

© Biodiversity Heritage Library, http://www.biodiversitylibrary.org/; www.zobodat.at

STRATIOMYS viridula.

Die grünlichte Waffenfliege.

Stratiomys viridula: ſcutello bidentato, abdomine viridi: dorſo atro. *Fabric.* Ent. ſyſt. T. VI. n. 18. p. 267. Syſt. Ent. n. 6. p. 760. Spec. Inſ. T. II. n. 8. p. 418. Mant. Inſ. T. II. n. 13. p. 351.

Habitat Norimbergae.

a Magnitudo naturalis. b Eadem aucta.

© Biodiversity Heritage Library, http://www.biodiversitylibrary.org/; www.zobodat.at

© Biodiversity Heritage Library, http://www.biodiversitylibrary.org/; www.zobodat.at

Stratiomys angulata Mihi.

J. St. fec.

© Biodiversity Heritage Library, http://www.biodiversitylibrary.org/; www.zobodat.at

© Biodiversity Heritage Library, http://www.biodiversitylibrary.org/; www.zobodat.at

STRATIOMYS angulata.

Die winklicht gezeichnete Waffenfliege.

Stratiomys angulata: ſcutello bidentato, abdomine viridi, dorſo nigro margine viridi angulato.

Habitat Norimbergae.

Caput flavum. Oculi fuſci immaculati, orbita pallida. Antennae fuſcae. Thorax viridi-pubeſcens. Scutellum flavum bidentatum. Halteres pallidi ciliati. Abdomen ſubtus viride nitidum glabrum: ſupra ſeu dorſo nigro margine laterali utrinque viridi angulato. Alae hyalinae nervis et venis flavis. Pedes flavi. An ſpecies diſtincta?

a Magnitudo naturalis. b Eadem aucta.

© Biodiversity Heritage Library, http://www.biodiversitylibrary.org/; www.zobodat.at

© Biodiversity Heritage Library, http://www.biodiversitylibrary.org/; www.zobodat.at

Stratiomys tigrina Fabr.

© Biodiversity Heritage Library, http://www.biodiversitylibrary.org/; www.zobodat.at

© Biodiversity Heritage Library, http://www.biodiversitylibrary.org/; www.zobodat.at

STRATIOMYS tigrina.

Die Tieger-Waffenfliege.

Stratiomys tigrina: ſcutello bidentato atra, abdomine ſubtus rufo. *Fabric.* Ent. ſyſt. T. VI. n. 16. p. 267. Syſt. Ent. n. 4. p. 760. Spec. Inſ. T. II. n. 6. p. 417. Mant. Inſ. T. II. 11. p. 351.

Habitat ad Sileſiae aquas. *Lib. Bar. de Stillfrid.*

a Magnitudo naturalis. b Eadem aucta.

© Biodiversity Heritage Library, http://www.biodiversitylibrary.org/; www.zobodat.at

© Biodiversity Heritage Library, http://www.biodiversitylibrary.org/; www.zobodat.at

Stratiomys leonina Mihi.

J. St. fec.

© Biodiversity Heritage Library, http://www.biodiversitylibrary.org/; www.zobodat.at

© Biodiversity Heritage Library, http://www.biodiversitylibrary.org/; www.zobodat.at

STRATIOMYS leonina.

Die Loewen-Waffenfliege.

Stratiomys leonina: ſcutello bidentato atra, abdomine atro baſi apiceque flavo.
Habitat ad Sileſiae aquas. *Lib. Bar. de Stillfrid.*

Statura *Strat. hypoleon F.* aſt minor. Caput nigrum nitidum pubeſcens ore flavo. Antennae nigrae ſeta elongata. Oculi fuſci maculati orbita argentea, maculaque ſubraorbitali incraſſata utrinque flava. Thorax ater nitidus, lineola marginali, punctoque ante alas calloſo utrinque flavis. Scutellum flavum bidentatum: dentibus flavis apice fuſcis. Alae hyalinae nervis et venis flavis. Abdomen nigrum nitidum, baſi ſub ſcutello anoque flavis. Halteres nigri clava flava. Pedes flavi nigro annulati, femoribus nigris apice flavis. Corpus ſubtus atrum nitidum nudum.

a Magnitudo naturalis. b Eadem aucta. c Antenna. d Scutellum, aucta.

© Biodiversity Heritage Library, http://www.biodiversitylibrary.org/; www.zobodat.at

© Biodiversity Heritage Library, http://www.biodiversitylibrary.org/; www.zobodat.at

Stratiomys felina Mihi.

J. Ott. fec.

© Biodiversity Heritage Library, http://www.biodiversitylibrary.org/; www.zobodat.at

© Biodiversity Heritage Library, http://www.biodiversitylibrary.org/; www.zobodat.at

STRATIOMYS felina.

Die Katzen-Waffenfliege.

Stratiomys felina: ſcutello bidentato, abdomine viridi: dorſo atro maculis utrinque triangularibus anoque flavis.

Habitat Norimbergae.

Statura et habitus *Str. ſtrigatae F.* at paullo minor. Caput nigrum, ore argenteo-pubeſcente. Oculi nigri immaculati. Antennae fuſcae aſetariae. Thorax ater pubeſcens immaculatus. Scutellum atrum bidentatum, macula dentibusque flavis. Squama halterum flava ciliata. Alae hyalinae nervis et venis flavicantibus. Abdomen compreſſum ſubtus viride nitidum, dorſo laevi atra nitido margine laterali utrinque maculis triangularibus flavis. Pedes flavi. Anus flavus.

a Magnitudo naturalis. b Eadem aucta.

© Biodiversity Heritage Library, http://www.biodiversitylibrary.org/; www.zobodat.at

© Biodiversity Heritage Library, http://www.biodiversitylibrary.org/; www.zobodat.at

Stratiomys canina Mihi.

J. St. fe.

© Biodiversity Heritage Library, http://www.biodiversitylibrary.org/; www.zobodat.at

© Biodiversity Heritage Library, http://www.biodiversitylibrary.org/; www.zobodat.at

STRATIOMYS canina.

Die Hunds-Waffenfliege.

Stratiomys canina: ſcutello bidentato, abdomine flavo, dorſo atro, maculis utrinque lateralibus, baſeos maioribus, anoque flavis.

Habitat Norimbergae.

Caput nigrum nitidum. Oculi fuſci orbita argentea. Antennae nigrae aſetariae. Thorax ater viridi pubeſcens immaculatus. Scutellum atrum bidentatum, dentibus minutis flavis. Abdomen compreſſum nitidum, ſubtus flavum, dorſo atro nitido lateribus utrinque flavo maculatis, maculis baſeos maioribus: anus flavus. Pedes flavi. Alae hyalinae nervis et venis flavis.

a Magnitudo naturalis. b Eadem aucta.

© Biodiversity Heritage Library, http://www.biodiversitylibrary.org/; www.zobodat.at

© Biodiversity Heritage Library, http://www.biodiversitylibrary.org/; www.zobodat.at

Stratiomys vulpina Mihi. J. St. fec.

© Biodiversity Heritage Library, http://www.biodiversitylibrary.org/; www.zobodat.at

© Biodiversity Heritage Library, http://www.biodiversitylibrary.org/; www.zobodat.at

STRATIOMYS vulpina.

Die Fuchs - Waffenfliege.

Stratiomys vulpina: ſcutello bidentato, capite abdomine dorſo maculis lateralibus pedibusque flavis.

Habitat Norimbergae.

Similis *Strat. felin.* aſt duplo maior. Caput flavum nitidum. Regio ſtemmatum atra. Os flavum. Antennae aſetariae flavae. Oculi fuſci immaculati orbita flava. Thorax ater viridi ſericeus immaculatus. Squama halterum pallida ciliata. Scutellum atrum, baſi dentibusque flavis. Abdomen compreſſum flavum nitidum, dorſo laevigato atro, maculis utrinque triangularibus anoque flavis. Pedes omnes flavi unicolores. Alae hyalinae nervis et venis flavis.

a Magnitudo naturalis. b Eadem aucta. c Antenna. d Scutellum aucta.

© Biodiversity Heritage Library, http://www.biodiversitylibrary.org/; www.zobodat.at

© Biodiversity Heritage Library, http://www.biodiversitylibrary.org/; www.zobodat.at

© Biodiversity Heritage Library, http://www.biodiversitylibrary.org/; www.zobodat.at

des neun und funfzigsten Hefts.

Tab. 1. Tenebrio spinimanus Pallas.
— 2. Chrysomela Baaderi Femina Panzer.
— 3. Claviger testaceus Preysler.
— 4. Myrmeleon pisanum Rossi.
— 5. Tettigonia tibialis Panzer.
— 6. Apis violacea Fabric.
— 7. Apis bidentata Panzer.
— 8. Lygaeus brevis Panzer.
— 9. Tipula Thomae Fabric.
— 10. Tipula feminigra Panzer.
— 11. Syrphus intricarius Fabric.
— 12. Syrphus bombyliformis Fabric.
— 13. Syrphus rupestris Panzer.
— 14. Syrphus alpinus Panzer.
— 15. Syrphus hemipterus Fabric.
— 16. Syrphus podagricus Fabric.
— 17. Syrphus glaucius Fabric.
— 18. Musca vagans Panzer.
— 19. Musca semiflava Panzer.
— 20. Musca nebulosa Panzer.
— 21. Musca formosa Panzer.
— 22. Musca gangraenosa Panzer.
— 23. Acarus frontalis Panzer.
— 24. Acarus tristriatus Panzer.

© Biodiversity Heritage Library, http://www.biodiversitylibrary.org/; www.zobodat.at

© Biodiversity Heritage Library, http://www.biodiversitylibrary.org/; www.zobodat.at

© Biodiversity Heritage Library, http://www.biodiversitylibrary.org/; www.zobodat.at

Tenebrio spinimanus Pallas.

J. St. fec.

© Biodiversity Heritage Library, http://www.biodiversitylibrary.org/; www.zobodat.at

© Biodiversity Heritage Library, http://www.biodiversitylibrary.org/; www.zobodat.at

TENEBRIO ſpinimanus.

Der Pallasſche ſtachelfüſichte Mehlkäfer.

Tenebrio ſpinimanus: thorace marginato laevi, elytris laeviſſimis poſtice obtuſis, tibiis primoribus ſpina robuſtiſſima arcuata productis. *Pallas* Ic. Inſ. Roſſ. n. 21. p. 55. tab. C. fig. 23.

Habitat in Sileſia. *Lib. Bar. de Stillfrid.*

Specimen quod hic loci delineandum curavi, ad amuſſim cum data e *Pallaſii* inſ. roſſ. deſcriptione convenit, hinc non dubito fore idem, quod illuſtr. vir ſibi deſcribendum propoſuerit inſectum. Quaeſtionem, quam idem l. c. movit, "*an Tenebrio Gigas* 14 *Linnaei?*" eandem repetere eo magis vellem, quo magis cuique interſit, hanc obſcuram adhuc ſpeciem e latebris ſuis elicere. Pro *Pimelia laevigata Fabric.* a nonnullis hunc *Tenebrion Pallas*, haberi audio.

a Magnitudo naturalis. b Caput cum antennis auctum.

© Biodiversity Heritage Library, http://www.biodiversitylibrary.org/; www.zobodat.at

© Biodiversity Heritage Library, http://www.biodiversitylibrary.org/; www.zobodat.at

Chrysomela Baaderi fem. Mihi.

J. St. fec.

© Biodiversity Heritage Library, http://www.biodiversitylibrary.org/; www.zobodat.at

© Biodiversity Heritage Library, http://www.biodiversitylibrary.org/; www.zobodat.at

CHRYSOMELA Baaderi Femina.

Das Baaderſche Goldhähnchen. Das Weibchen.

Chryſomela Baaderi. Panzer Faun. germ. XXIV. 14.

Habitat et in Sileſia.

Non dubito, quin haecce Chryſomelae ſpecies, alter ſexus huius ſpeciei ſit, quam l. c. deſcripſi. Sit autem aut non ſit, aut memorabilis *maris* tantum varietas, tamen negligere nolui.

a Magnitudo naturalis. b Eadem aucta.

© Biodiversity Heritage Library, http://www.biodiversitylibrary.org/; www.zobodat.at

© Biodiversity Heritage Library, http://www.biodiversitylibrary.org/; www.zobodat.at



Claviger testaceus Preysler:

© Biodiversity Heritage Library, http://www.biodiversitylibrary.org/; www.zobodat.at

© Biodiversity Heritage Library, http://www.biodiversitylibrary.org/; www.zobodat.at

CLAVIGER teſtaceus.

Der Preyslerſche muſchelbraune Keulenträger.

Claviger teſtaceus : exſcutellatus villoſus : antennis quinque articulatis clavatis, clava ultima ſolida craſſa cylindriformi, capite poſtice biſpinoſo. *Preysler* inſ. bohem. n. 65. p. 63. tab. III. fig. 5. a. b.

Habitat in Bohemiae et Silesiae formicarum acervis.

Quaeſtione hactenus nondum ſoluta, an *Claviger teſtaceus Preysl* l. c., declaratum iam ſit inſectum, aut potius nympha cuiusdam adhuc ſatis minus noti, reſtat nil aliud, quam denuo eum in medium proferre, ut accuratius entomologi in naturam huius memorabilis inſecti inquirant. Adnotandum, ſpecimina mecum ab amiciſſimo L. B. de *Stillfrid* communicata a Preyslerianis in eo differre, quod glabra ſint, eorundem abdomen nullis ſegmentis interruptum obſervetur: quod autem ma-

© Biodiversity Heritage Library, http://www.biodiversitylibrary.org/; www.zobodat.at

ximi mihi eſt, ſunt in quocunque ſpecimine tria puncta excavata, ſeu totidem foſſulae in antico abdominis nudo oculo conſpicuae, de quibus in praeſenti decernere nollem, an ſint naturae aut caſus cuiusdam opus.

a Magnitudo naturalis. b Eadem aucta.

© Biodiversity Heritage Library, http://www.biodiversitylibrary.org/; www.zobodat.at

Myrmeleon pisanum Rossi.

Jac. Sturm fec.

© Biodiversity Heritage Library, http://www.biodiversitylibrary.org/; www.zobodat.at

© Biodiversity Heritage Library, http://www.biodiversitylibrary.org/; www.zobodat.at

MYRMELEON pisanum.

Der Pisanische Ameisenlöwe.

Myrmeleon pisanum: villosum, alis griseis immaculatis, nervis nigro punctatis, thorace rubro cinereo, linea nigra duplici longitudinali, corpore toto nigro albo marginato ungulis tibiarum recurvis. *Rossi* Faun. etrusc. T. II. n. 690. p. 14. tab. 9. fig. 8.

Myrmeleon occitanicum. Devill Ent. T. III. n. 9. p. 63. tab. 7. fig. 10.

Habitat in confinibus Austriae et Panoniae.

Nil obstat, quin hoc speciosum insectum, pro distincta et a *Myrm. libelluloide* F. omnino diversa habeatur specie: quod suadet cum alarum immaculata facies, tum typus et sculptura capitis thoracisque.

© Biodiversity Heritage Library, http://www.biodiversitylibrary.org/; www.zobodat.at

© Biodiversity Heritage Library, http://www.biodiversitylibrary.org/; www.zobodat.at

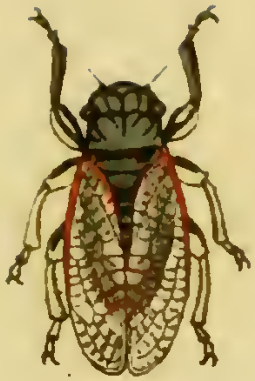

Tettigonia tibialis Mihi.

J. St. fec.

© Biodiversity Heritage Library, http://www.biodiversitylibrary.org/; www.zobodat.at

© Biodiversity Heritage Library, http://www.biodiversitylibrary.org/; www.zobodat.at

TETTIGONIA tibialis.

Die ſtachelfüſichte Singcicade.

Tettigonia tibialis: atra abdominis ſegmentis margine venisque baſi rufis, tibiis anticis incraſſatis flavis tridentatis.

Habitat in Auſtria.

Tettigon. violac. F. ſimilis aſt diſtincta. Caput inter oculos atrum pubeſcens tranverſim ſulcatum, ſtriga utrinque flava, medio linea inſculpta, vertice nigro fulvo pubeſcenti. Stemmata tria lucida ferruginea. Thorax ater pubeſcens antice poſticeque rufo marginatus, dorſo linea obſoleta rufa. Scutellum atrum pubeſcens apice rufo marginatum. Elytra hyalina nervis venisque baſi rufis, apice nigris. Abdomen atrum, ſegmentis margine poſtico rufis, ſubtus flavum ſegmentis margine nigris. Pedes flavi femoribus flavis ſtriga media nigra, tibiis anticis flavis ſubtus argute tridentatis ſtriga media nigra, tarſisque nigris. Cf. *Schäffer* Ic. Inſ. Ratisb. tab. 4. fig. 14. Inter *Stoll. Cicadas* nullam huic ſimilem vidi.

a Magnitudo naturalis. b Pes anticus auctus.

© Biodiversity Heritage Library, http://www.biodiversitylibrary.org/; www.zobodat.at

© Biodiversity Heritage Library, http://www.biodiversitylibrary.org/; www.zobodat.at

Apis violacea Fabr:

J. St. fec.

© Biodiversity Heritage Library, http://www.biodiversitylibrary.org/; www.zobodat.at

© Biodiversity Heritage Library, http://www.biodiversitylibrary.org/; www.zobodat.at

A P I S violacea.

Die violette Biene. Die Violetthummel. L'Abeille percebois. Geoffr.

Apis violacea: hirſuta atra aliis violaceis. Fabric. Syſt. Ent. T. III. n. 3. p. 315. Syſt. Ent. n. 2. p. 379. Spec. Inſ. T. I. n. 2. p. 475. Mant. Inſ. T. I. n. 2. p 299.

Apis violacea. Linn. Syſt. Nat. n. 38. p. 959. ed. XIII. n. 38. p. 2780. Muſ. Lud. Vlr. 414.*

Geoffr. Inſ. T. II. n. 19. p. 416.

Schrank inſ. auſtr. n. 795.

Scopol. carn. n. 812. ic. 812.

Schäffer Ic. Inſ. Ratisb. tab. 102. fig. 7. 8.

Roſſi Faun- etruſc. T. II. n. 1. p. 99.

Chriſt. Bien. p. 119. tab. 4. fig. 5. *deſcriptio bona, figura mala.*

Habitat in Sileſia.

© Biodiversity Heritage Library, http://www.biodiversitylibrary.org/; www.zobodat.at

Femina est, quam in praesenti delineavimus. Mas minor antennarum articulis duobus penultimis rufis. Alae ad apicem aveniae eleganter punctis prominulis pictae. *Degeeri Apis Gigas* (Inf. III. tab. 8. fig. 15. minime huc referenda.)

© Biodiversity Heritage Library, http://www.biodiversitylibrary.org/; www.zobodat.at

Apis bidentata Mihi.

J. St. fec.

© Biodiversity Heritage Library, http://www.biodiversitylibrary.org/; www.zobodat.at

© Biodiversity Heritage Library, http://www.biodiversitylibrary.org/; www.zobodat.at

APIS bidentata.

Die zweyzähnigte Biene.

Apis bidentata: atra nitida abdomine conico acutissimo: segmentorum marginibus albis, scutello bidentato.

Habitat Norimbergae et Silesiae.

Species vere intermedia est, interque *Ap. tridentat.* F. eiusdemque *Ap. conic.* locanda; utrique enim omnino adeo similis et affinis, ut merito haesitandum uteri associanda, nisi scutellum bidentatum, quod in altera *tridentatum*, in altera inerme est, omne dirimeret dubium. Novam ergo propono speciem, quum limites harum specierum vetant, alteruteri hanc adscribere. Addo: notam, quam illustr. *Fabric. A. trident* nro. 115 adposuit, ad nro. 116. *Ap. conicam* transferendam esse, cui rectius competit.

a Magnitudo naturalis. b Eadem aucta. c Scutellum bidentatum lente auctum.

© Biodiversity Heritage Library, http://www.biodiversitylibrary.org/; www.zobodat.at

© Biodiversity Heritage Library, http://www.biodiversitylibrary.org/; www.zobodat.at

Lygaeus brevis Mihi.

J. St. fec

© Biodiversity Heritage Library, http://www.biodiversitylibrary.org/; www.zobodat.at

© Biodiversity Heritage Library, http://www.biodiversitylibrary.org/; www.zobodat.at

LYGAEVS brevis.

Die kurzleibigte Wanze.

Lygaeus brevis : ater abdomine apice dilatato, fronte verticeque niveis.

Habitat in Silesia.

Corpus totum atrum opacum minime nitidum. Thorax transverse striatus gibbus. Scutellum minimum. Elytra coriacea tenuissime transverse striata abdomine paulo breviora. Abdomen atrum acutum ultra elytra prominet. Antennae pedesque nigri. Frons et vertex laevigata nitida.

a Magnitudo naturalis. b Eadem aucta.

© Biodiversity Heritage Library, http://www.biodiversitylibrary.org/; www.zobodat.at

© Biodiversity Heritage Library, http://www.biodiversitylibrary.org/; www.zobodat.at



Tipula Thomae Fabr: J. St. fec.

© Biodiversity Heritage Library, http://www.biodiversitylibrary.org/; www.zobodat.at

© Biodiversity Heritage Library, http://www.biodiversitylibrary.org/; www.zobodat.at

TIPVLA Thomae.

Die Thomas Erdfliege.

Tipula Thomae: glabra atra alis nigris, abdominis lateribus linea crocea. *Fabric.* Ent. syst. T. VI. n. 78. p. 250. Syst. Ent. n. 41. p. 754. Spec. Inf. T. II. n. 54. p. 410. Mant. Inf. T. II. n. 67. p. 327.

Tipula Thomae. Linn. Syst Nat. n. 39. p. 976. ed. XIII. n. 39. p. 2823.

Schäffer Ic. Inf. Ratisb. tab. 209. fig. 6. 7.

Habitat Norimbergae primo vere.

Antennae in nostris speciminibus thorace longiores. Abdomen lateribus ciliatum. Linea abdominalis crocea cum vita fere perit.

a Magnitudo naturalis. b Eadem aucta.

© Biodiversity Heritage Library, http://www.biodiversitylibrary.org/; www.zobodat.at

© Biodiversity Heritage Library, http://www.biodiversitylibrary.org/; www.zobodat.at

Tipula seminigra Mihi.

J. St. fec.

© Biodiversity Heritage Library, http://www.biodiversitylibrary.org/; www.zobodat.at

© Biodiversity Heritage Library, http://www.biodiversitylibrary.org/; www.zobodat.at

TIPVLA feminigra.

Die halbſchwarze Erdfliege.

Tipula feminigra: capite thorace femoribus apice tibiarumque annulis atris.

Habitat Norimbergae primo vere.

Parva. Antennae corpore dimidio breviores pallidae apice nigrae. Caput thorax, ſcutellum atra nitida parum piloſa. Abdomen cylindricum pallidum. Halteres pallidi. Alae hyalinae venis raris rectisque percurſae, minime reticulatae. Pedes pallidi, femoribus apice nigris. Tibiae poſticae nigro annulatae.

a Magnitudo naturalis. b Eadem aucta.

© Biodiversity Heritage Library, http://www.biodiversitylibrary.org/; www.zobodat.at

© Biodiversity Heritage Library, http://www.biodiversitylibrary.org/; www.zobodat.at

Syrphus intricarius Fabr.

J. St. fec.

© Biodiversity Heritage Library, http://www.biodiversitylibrary.org/; www.zobodat.at

© Biodiversity Heritage Library, http://www.biodiversitylibrary.org/; www.zobodat.at

SYRPHVS intricarius.

Die Wirrſchwebefliege. Mouche embrouillée Degeer.

Syrphus intricarius: antennis plumatis tomentoſus luteſcens, abdomine nigro apice genubusque albis. *Fabric.* Ent. ſyſt. T. VI. n. 11. p. 281. Spec. Inſ. T. II. n. 22. p. 426. Maut. Inſ, T, II. n. 26. p. 336.

Musca intricaria. Linn. Syſt. Nat. n. 33. p. 985. ed. XIII. n. 33. p. 2871. Fn. Suec. n. 1800.

Degeer Inſ. T. VI. n. 3. p. 138. tab. 8. fig. 10.

Habitat in Sileſiae floribus.

a Magnitudo naturalis. b Antenna ſeta plumata aucta.

© Biodiversity Heritage Library, http://www.biodiversitylibrary.org/; www.zobodat.at

© Biodiversity Heritage Library, http://www.biodiversitylibrary.org/; www.zobodat.at

Syrphus bombyliformis Fabr:

© Biodiversity Heritage Library, http://www.biodiversitylibrary.org/; www.zobodat.at

© Biodiversity Heritage Library, http://www.biodiversitylibrary.org/; www.zobodat.at

SYRPHVS bombyliformis.

Die Stechfliegeartige Schwebefliege.

Syrphus bombyliformis: antennis ſubplumatis tomentoſus luteſcens, tibiis baſi albis. *Fabric.* Ent. ſyſt. T. VI. n. 13. p. 281.

Habitat in Sileſiae floribus.

a Magnitudo naturalis. b Antenna ſetaria aucta.

© Biodiversity Heritage Library, http://www.biodiversitylibrary.org/; www.zobodat.at

© Biodiversity Heritage Library, http://www.biodiversitylibrary.org/; www.zobodat.at

Syrphus rupestris Mihi.

© Biodiversity Heritage Library, http://www.biodiversitylibrary.org/; www.zobodat.at

© Biodiversity Heritage Library, http://www.biodiversitylibrary.org/; www.zobodat.at

SYRPHVS rupeſtris.

Die Felſenſchwebefliege.

Syrphus rupeſtris: antennis ſetariis tomentoſus ater, abdominis baſi albo apice fulvo, alis macula media fuſca.

Habitat in Sileſiae montibus.

Caput atrum fronte albo pubeſcenti, labio albo barbato. Frons in medio tuberculo obtuſo nitido inſtructa. Antennae ſetariae. Oculi fuſci. Thorax ater cinereo villoſus, lateribus villoſitate candida marginatus. Abdomen atrum lucidum hirſutum, baſi villis candidis intermixtis rufeſcentibus, quibus ſegmentum tertium margine poſtico coronatur, ultimo ſegmento ſ. ano denſe fulvo hirſuto. Alae hyalinae albae, macula media fuſca. Pedes nigri piloſi, poſticis elongatis. Corpus ſubtus atrum albido piloſum.

© Biodiversity Heritage Library, http://www.biodiversitylibrary.org/; www.zobodat.at

© Biodiversity Heritage Library, http://www.biodiversitylibrary.org/; www.zobodat.at

Syrphus alpinus Mihi.

J. St.

© Biodiversity Heritage Library, http://www.biodiversitylibrary.org/; www.zobodat.at

© Biodiversity Heritage Library, http://www.biodiversitylibrary.org/; www.zobodat.at

SYRPHVS alpinus.

Die Alpenſchwebefliege.

Syrphus alpinus: antennis plumatis tomentoſus, abdominis ſegmento primo lineolis duabus rufis, alis macula media fuſca, tibiis arcuatis.

Habitat in Sileſiae montibus.

Frons denſe niveo villoſa, linea intermedia atra nitidiſſima. Vertex ater nitidus. Oculi oblongi fuſci, orbita niveo villoſa. Antennarum patella orbiculata, ſeta flava plumoſa. Thorax ater cinereo villoſus, lateribus albido villoſis. Scutellum flavum. Abdomen ſubnudum piloſum nitidum, ſegmento primo lineolis duabus rufis. Alae fuſceſcentes macula media fuſca. Pedes elongati flavi, femoribus nigro maculatis, tibiis anticis et poſticis arcuatis. Abdomen ſubtus flavum.

a Magnitudo naturalis. b Antennae ſeta plumata aucta.

© Biodiversity Heritage Library, http://www.biodiversitylibrary.org/; www.zobodat.at

© Biodiversity Heritage Library, http://www.biodiversitylibrary.org/; www.zobodat.at

Syrphus hemipterus Fabr. J. St. fec.

© Biodiversity Heritage Library, http://www.biodiversitylibrary.org/; www.zobodat.at

© Biodiversity Heritage Library, http://www.biodiversitylibrary.org/; www.zobodat.at

SYRPHVS hemipterus.

Die halbflüglichte Schwebefliege.

Syrphus hemipterus: antennis ſetariis tomentoſus, thoracis limbo ferrugineo, alis craſſioribus cinereis fuſco flaveſcenti variis. *Fabric.* Ent. ſyſt. T. VI. n. 22. p. 284.

Schäffer Ic. Inſ. Ratisb. tab. 71. fig. 6.

Habitat Norimbergae.

a Magnitudo naturalis. b Eadem aucta.

© Biodiversity Heritage Library, http://www.biodiversitylibrary.org/; www.zobodat.at

© Biodiversity Heritage Library, http://www.biodiversitylibrary.org/; www.zobodat.at

Syrphus podagricus Fabr. J. St. fec.

© Biodiversity Heritage Library, http://www.biodiversitylibrary.org/; www.zobodat.at

© Biodiversity Heritage Library, http://www.biodiversitylibrary.org/; www.zobodat.at

SYRPHVS podagricus.

Die podagrische Schwebefliege.

Syrphus podagricus: antennis setariis nudus thorace aeneo, abdomine bifasciato, femoribus posticis clavatis. *Fabric.* Ent. syst. T. VI. n. 77. p. 299. Syst. Ent. n. 30. p. 768. Spec. Inf. T. II. n. 43. p 430. Maut. Inf. T. II. n. 50. p. 339.

Habitat in Silesiae floribus.

a Magnitudo naturalis. b Eadem aucta.

© Biodiversity Heritage Library, http://www.biodiversitylibrary.org/; www.zobodat.at

© Biodiversity Heritage Library, http://www.biodiversitylibrary.org/; www.zobodat.at

Syrphus glaucius Fabr.

A. St fec

© Biodiversity Heritage Library, http://www.biodiversitylibrary.org/; www.zobodat.at

© Biodiversity Heritage Library, http://www.biodiversitylibrary.org/; www.zobodat.at

SYRPHVS glaucius.

Die graue Shwebefliege.

Syrphus glaucius: antennis setariis subtomentosus niger abdomine basi pellucido cingulisque duobus albidis interruptis. *Fabric.* Ent. syst. T. VI. n 97. p. 304. Syst. Ent. n. 37. p. 770. Spec. Inf. T. II. n. 53. p. 431. Mant. Inf. T. II. n. 61. p. 340.

Musca glaucia. Linn. Syst. Nat. n. 47. p. 986. ed. XIII. n. 47. p. 2874. Fn. Suec. n. 1813.

Conops glaucius. Scop. carn. n. 966. *absque icone.*

Habitat Norimbergae.

© Biodiversity Heritage Library, http://www.biodiversitylibrary.org/; www.zobodat.at

© Biodiversity Heritage Library, http://www.biodiversitylibrary.org/; www.zobodat.at

Musca vagans Mihi. J. St. fec.

© Biodiversity Heritage Library, http://www.biodiversitylibrary.org/; www.zobodat.at

© Biodiversity Heritage Library, http://www.biodiversitylibrary.org/; www.zobodat.at

MVSCA vagans.

Die herumſchweifende Fliege.

Muſca vagans: antennis plumatis piloſa cinerea, thorace punctato-ſtriato, pedibus flavis.

Habitat in Auſtria.

Parva. Frons lactea hirta. Oculi fuſci diſtantes orbita lactea. Vertex lacteus puncto fulvo. Antennae fuſcae ſeta plumoſa alba. Thorax cinereus hirtus, ſtriis ſex parallelis longitudinalibus punctatis fuſcis. Scutellum cinereum. Alae hyalinae. Halteres capitati parvi albi. Abdomen conicum cinereum piloſum. Pedes flavi tarſis nigris.

a Magnitudo naturalis. b Eadem aucta. c Antenna plumoſa aucta.

© Biodiversity Heritage Library, http://www.biodiversitylibrary.org/; www.zobodat.at

© Biodiversity Heritage Library, http://www.biodiversitylibrary.org/; www.zobodat.at

Musca semiflava Mihi.

J. St. fec.

© Biodiversity Heritage Library, http://www.biodiversitylibrary.org/; www.zobodat.at

© Biodiversity Heritage Library, http://www.biodiversitylibrary.org/; www.zobodat.at

MVSCA ſemiflava.

Die halbgelbe Fliege.

Muſca ſemiflava: antennis ſetariis, abdomine cineraſcente, capite thorace anoque flavis, pedibus pallidis.

Habitat in Auſtria.

Caput veſiculoſum flavum raris pilis hirtum, ore pallide flavo. Antennarum clava ferruginea ſeta nigra. Oculi fuſci diſtantes. Thorax flavus piloſus immaculatus. Alae magnae roſeo albae venis rectis fere parallelis percurſae, baſi appendiculo foliaceo ciliato. Halteres parvi flavi capitati. Abdomen conicum lateribus piloſum plumbeum ſ. ex atro cineraſcens, ano acuminato flavo. Pedes pallidi, tibiis poſticis varis, unguiculis nigris.

a Magnitudo naturalis. b Eadem aucta.

© Biodiversity Heritage Library, http://www.biodiversitylibrary.org/; www.zobodat.at

© Biodiversity Heritage Library, http://www.biodiversitylibrary.org/; www.zobodat.at



Musca nebulosa Mihi.

J. St. fec.

© Biodiversity Heritage Library, http://www.biodiversitylibrary.org/; www.zobodat.at

© Biodiversity Heritage Library, http://www.biodiversitylibrary.org/; www.zobodat.at

MVSCA nebulosa.

Die wolkenflüglichte Fliege.

Musca nebulosa: antennis setariis atra nitida pilosa, thorace basi striato, alis irregularibus fusco nebulosis.

Habitat Norimbergae.

Magnitudo *Musc. domestic.* F. Frons lactea nitida. Antennae nigrae setariae. Oculi approximati rufi. Vertex lineola nigra oculos dividens. Thorax ater pilosus nitens, basi fascia cinerea striis quatuor abbreviatis percursa. Scutellum nigrum nitidum longioribus pilis hirtum. Abdomen ovatum atrum s. atro aeneum nitidum lateribus hirtum immaculatum, segmentorum marginibus laete lucidis. Pedes nigri pilosi, posticis elongatis. Alae irregulares lobiformes fascia fusca media nebulosa, basi appendiculo foliaceo fornicato lacteo. Halteres parvi flavi.

a Magnitudo naturalis. b Eadem aucta.

© Biodiversity Heritage Library, http://www.biodiversitylibrary.org/; www.zobodat.at

© Biodiversity Heritage Library, http://www.biodiversitylibrary.org/; www.zobodat.at



Musca formosa Mihi.

J. St. fec

© Biodiversity Heritage Library, http://www.biodiversitylibrary.org/; www.zobodat.at

© Biodiversity Heritage Library, http://www.biodiversitylibrary.org/; www.zobodat.at

MVSCA formosa.

Die schön gezeichnete Fliege.

Musca formosa: antennis setariis cinerea, vertice sanguineo, thorace irregulariter striato, abdomine cylindrico fasciis quinque nigris, alis maculatis.

Habitat in Austria.

Caput triangulare, fronte orbitaque lacteis, vertice sanguineo pilosis. Oculi fusci. Antennae flavae setariae. Thorax cinereus, medio strigis duabus abbreviatis, margine laterali utrinque strigis duabus basi et apice connexis nigris. Scutellum cinereum immaculatum. Halteres capitati albi. Abdomen cylindricum cinereum, segmentorum marginibus nitidis atris. Pedes nigri. Alae vitreae hyalinae, basi striga maculari abbreviata e punctis s. maculis cohaerentibus conflata, apice punctis tribus, duobusque versus marginem posticam fuscis. Abdomen subtus atrum nitidum, pectore cinerascente.

a Magnitudo naturalis. b Eadem aucta.

© Biodiversity Heritage Library, http://www.biodiversitylibrary.org/; www.zobodat.at

© Biodiversity Heritage Library, http://www.biodiversitylibrary.org/; www.zobodat.at

Musca gangraenosa Mihi.

J. St fec.

© Biodiversity Heritage Library, http://www.biodiversitylibrary.org/; www.zobodat.at

© Biodiversity Heritage Library, http://www.biodiversitylibrary.org/; www.zobodat.at

MVSCA gangraenosa.

Die brandfleckigte Fliege.

Musca gangraenosa: antennis setariis cinerea, alis albis maculis fuscis quinque, pedibus testaceis.

Habitat in Austria.

Caput, frons, vertex pallide flava. Oculi fusci orbita lactea. Antennae fulvae seta fusca. Thorax scutellum cinerea immaculata. Abdomen cylindricum cinereum, segmentorum marginibus fuscis. Alae vitreae hyalinae punctis macularibus quinque apiceque fuscis. Halteres parvi capitati pallidi. Corpus subtus cinereum. Pedes flavi tarsis fuscis.

a Magnitudo naturalis. b Eadem aucta.

© Biodiversity Heritage Library, http://www.biodiversitylibrary.org/; www.zobodat.at

© Biodiversity Heritage Library, http://www.biodiversitylibrary.org/; www.zobodat.at

Acarus frontalis Mihi.

St. fec.

© Biodiversity Heritage Library, http://www.biodiversitylibrary.org/; www.zobodat.at

© Biodiversity Heritage Library, http://www.biodiversitylibrary.org/; www.zobodat.at

ACARVS frontalis.

Die gelbgeſtirnte Milbe.

Acarus frontalis: oblongus ater nudus capite antennis pedibusque teſtaceis.

Habitat in *Paro maiori Linn.*

a Magnitudo naturalis. b Eadem aucta.

© Biodiversity Heritage Library, http://www.biodiversitylibrary.org/; www.zobodat.at

© Biodiversity Heritage Library, http://www.biodiversitylibrary.org/; www.zobodat.at

Acarus tristriatus Mihi.

J. St. fec.

© Biodiversity Heritage Library, http://www.biodiversitylibrary.org/; www.zobodat.at

© Biodiversity Heritage Library, http://www.biodiversitylibrary.org/; www.zobodat.at

ACARVS triſtriatus.

Die dreygeſtreifte Milbe.

Acarus triſtriatus: ſubovatus teſtaceus nudus, corpore albo marginato apice ſtriis brevibus lacteis.

Habitat in *Paro maiori Linn.*

Eodem tempore in eodem individuo uterque Acarus detectus fuit, quem quum nullibi deſcriptum deprehenderim ceu novam ſpeciem introduxi.

a Magnitudo naturalis. b Eadem aucta.

© Biodiversity Heritage Library, http://www.biodiversitylibrary.org/; www.zobodat.at

© Biodiversity Heritage Library, http://www.biodiversitylibrary.org/; www.zobodat.at

© Biodiversity Heritage Library, http://www.biodiversitylibrary.org/; www.zobodat.at

Inhalt

des sechzigsten Hefts.

Tab. 1. Syrphus equestris Femina Fabric.
— 2. Syrphus equestris Mas. Fabric.
— 3. Syrphus segnis Fabric.
— 4. Syrphus ignavus Panzer.
— 5. Syrphus piger Fabric.
— 6. Syrphus spinipes Femina Fabric.
— 7. Syrphus spinipes Mas. Fabric.
— 8. Syrphus mixtus Panzer.
— 9. Syrphus vulneratus Panzer.
— 10. Syrphus variabilis Panzer.
— 11. Syrphus annulatus Fabric.
— 12. Syrphus Thymiastri Fabric.
— 13. Musca ~~nigripes~~ Fabric.
— 14. Musca testacea Fabric.
— 15. Musca arcuata Panzer.
— 16. Musca brachyptera Panzer.
— 17. Musca dimidiata Panzer.
— 18. Musca taeniata Panzer.
— 19. Musca continua Panzer.
— 20. Musca conica Panzer.
— 21. Musca stigma Panzer.
— 22. Musca flavifrons Panzer.
— 23. Musca rufipes Panzer.
— 24. Musca hyalinata Panzer.

© Biodiversity Heritage Library, http://www.biodiversitylibrary.org/; www.zobodat.at

© Biodiversity Heritage Library, http://www.biodiversitylibrary.org/; www.zobodat.at

© Biodiversity Heritage Library, http://www.biodiversitylibrary.org/; www.zobodat.at

Syrphus equestris Femina Fabr.

Jac. Sturm fec.

© Biodiversity Heritage Library, http://www.biodiversitylibrary.org/; www.zobodat.at

© Biodiversity Heritage Library, http://www.biodiversitylibrary.org/; www.zobodat.at

SYRPHVS equeſtris Femina.

Die Ritter Schwebefliege. Das Weibchen.

Syrphus equeſtris: antennis ſetariis tomentoſus cinereus thorace faſcia atra, abdomine fulvo, femoribus tibiisque poſticis apice dentatis. *Fabric.* Ent. ſyſt. T. VI. n. 51. p. 292.

Habitat Norimbergae.

Feminam, ut mihi videtur, huius Syrphi illuſtr. *Fabricium* deſcripſiſſe haec figura teſtatur.

a Magnitudo naturalis. b Eadem aucta.

© Biodiversity Heritage Library, http://www.biodiversitylibrary.org/; www.zobodat.at

© Biodiversity Heritage Library, http://www.biodiversitylibrary.org/; www.zobodat.at

Syrphus equestris Mas Fabr.

J. St. foc.

© Biodiversity Heritage Library, http://www.biodiversitylibrary.org/; www.zobodat.at

© Biodiversity Heritage Library, http://www.biodiversitylibrary.org/; www.zobodat.at

SYRPHVS equeſtris. Mas.

Die Ritter Schwebefliege. Das Männchen.

Syrphus equeſtris. Fabric. l. c.

Habitat cum Femina.

Marem huius Syrphi hic me delineaſſe non dubitandum: demonſtratur id, habitu, ſtatura, forma, fabricaque corporis pedumque in omnibus conſimili, et quod maximi eſt, venarum in alis directione nexu ſituque aequali: differt autem thorace toto, abdomineque baſi apiceque griſeo villoſis, et variat interdum colore hirſutiei mox magis pallido mox obſcuriori.

a Magnitudo naturalis. b Eadem aucta.

© Biodiversity Heritage Library, http://www.biodiversitylibrary.org/; www.zobodat.at

© Biodiversity Heritage Library, http://www.biodiversitylibrary.org/; www.zobodat.at

Syrphus Segnis Fabr:

J. St. f.

© Biodiversity Heritage Library, http://www.biodiversitylibrary.org/; www.zobodat.at

© Biodiversity Heritage Library, http://www.biodiversitylibrary.org/; www.zobodat.at

SYRPHVS ſegnis.

Die träge Schwebefliege. Die Einſchnittfliege. La Mouche dorée à ventre brun et noir. Geoffr. Mouche à ſegment. Degeer.

Syrphus ſegnis: antennis ſetariis nudus, thorace aeneo, abdomine ferrugineo apice nigro. *Fabric.* Ent. ſyſt. T. VI. n. 61. p. 295. Syſt. Ent. n. 47. p. 772. Spec. Inſ. T. II. n. 36. p. 428. Mant. Inſ. T. II. n. 42. p. 338.

Muſca ſegnis. Linn. Syſt. Nat. n. 57. p. 988. ed. XIII. n. 57. p. 2877. Faun. Suec. n. 1823.

Geoffr. Inſ. T. II. n. 62. p. 526.

Degeer Inſ. T. VI. n. 12. p. 54. tab. 7. fig, 10.

Schäffer Ic. Inſ. Ratisb. tab. 107. fig. 7.

Habitat in floribus.

Quoniam huius Syrphi figura, quam in Faun. germ. Sect. XXII. 22. ſuppeditavi, minus e votis ſucceſſit, aliam nunc, et ut ſperare fas eſt, meliorem et cor-

© Biodiversity Heritage Library, http://www.biodiversitylibrary.org/; www.zobodat.at

rectiorem ſubnectere volui. Femorum enim poſticorum denticulatio, in animalculo ad vivum delineato haud ita commode ſiſti potuit, quae nunc in lente aucta figura clarius dignoſci poteſt: addendum: exemplar ſecundum quod prior figura depicta fuerit, magis variabilem huius Syrphi indolem prodere, quam ipſum Syrphum, quemadmodum ille frequentiſſime occurrere ſolet: ſi quis vero in illa figura, qua in Faun. germ. XX. 20. *Muſcam braſſicariam* F. adumbrare voluerim, *Syrphum ſegnem* F. me delineaſſe accuſet, inique agit graviterque hallucinat. Tibiae in noſtris ſpeciminibus omnes incurvae ſunt, anticis albis, mediis poſticisque nigro maculatis.

a Magnitudo naturalis. b Eadem aucta.

© Biodiversity Heritage Library, http://www.biodiversitylibrary.org/; www.zobodat.at



Syrphus ignavus Mihi.

J. St. fec

© Biodiversity Heritage Library, http://www.biodiversitylibrary.org/; www.zobodat.at

© Biodiversity Heritage Library, http://www.biodiversitylibrary.org/; www.zobodat.at

SYRPHVS ignavus.

Die ſchwehrfällige Schwebefliege.

Syrphus ignavus: antennis ſetariis nudus ater thorace aeneo, abdominis ſegmento ſecundo tertioque ferrugineis, tibiis flavis.

Habitat Norimbergae.

Habitus et ſtatura *Syrph. ſegn.* et *pigr. Fabric.* aſt diſtinctus mihi videtur. Caput atrum nitidum. Frons labiumque villoſo argentea. Antennarum clava compreſſa fuſca ſeta nigra. Oculi fuſci. Thorax nitidus pubeſcens ſubaeneus. Scutellum nigrum ſubaeneum. Halterum clavae capitatae incurvae. Alae aqueae immaculatae nervo antico craſſiori nigro. Abdomen cylindricum ſubcompreſſum atrum nitidum nudum margine laterali leviter pubeſcenti, ſegmento ſecundo tertioque ferrugineis ſ. laete rufis. Femora nigra ſubnuda poſticis incraſſatis levibus. Tibiae omnes flavae poſticis incurvo flexuoſis. Corpus ſubtus ut ſupra.

a Magnitudo naturalis. b Eadem aucta.

© Biodiversity Heritage Library, http://www.biodiversitylibrary.org/; www.zobodat.at

© Biodiversity Heritage Library, http://www.biodiversitylibrary.org/; www.zobodat.at



Syrphus piger Fabr.

J. St. fe

© Biodiversity Heritage Library, http://www.biodiversitylibrary.org/; www.zobodat.at

© Biodiversity Heritage Library, http://www.biodiversitylibrary.org/; www.zobodat.at

SYRPHVS piger.

Die faule Schwebefliege.

Syrphus piger: antennis ſetariis nudiuſculus niger abdomine ferrugineo: ano nigro femoribus poſticis clavatis. *Fabric.* Ent. ſyſt. T. VI. n. 63. p. 295.

Habitat Norimbergae.

Abdomen in noſtris ſpeciminibus ſegmento ſecundo tertioque toto, quarto apice ferrugineis ſ. laete rufis.

a Magnitudo naturalis. b Eadem aucta.

© Biodiversity Heritage Library, http://www.biodiversitylibrary.org/; www.zobodat.at

© Biodiversity Heritage Library, http://www.biodiversitylibrary.org/; www.zobodat.at

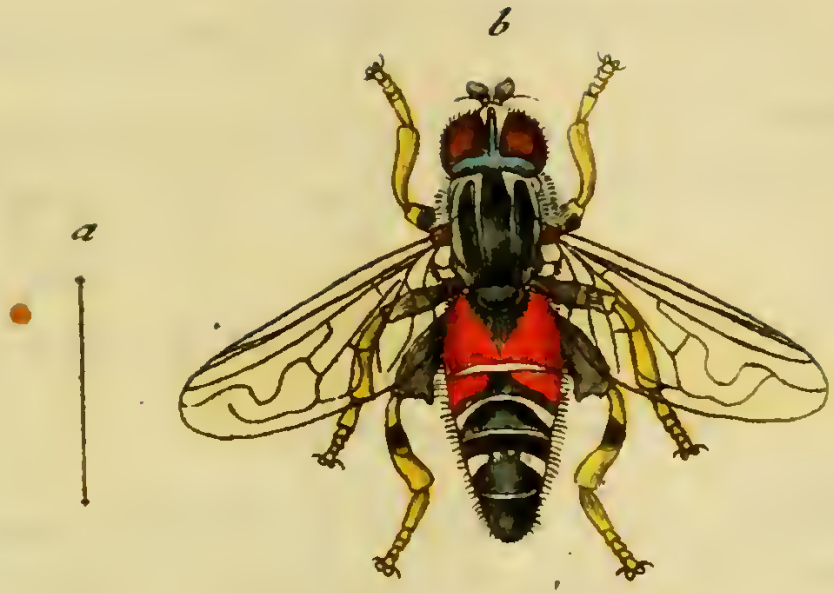

Syrphus spinipes Femina Fabr:

J. St. fec.

© Biodiversity Heritage Library, http://www.biodiversitylibrary.org/; www.zobodat.at

© Biodiversity Heritage Library, http://www.biodiversitylibrary.org/; www.zobodat.at

SYRPHVS ſpinipes. Femina.

Die ſtachelfüſichte Schwebefliege. Das Weibchen.

Syrphus ſpinipes: antennis ſetariis tomentoſus abdomine atro: lineolis albis, ſegmento primo rufo, femoribus poſticis dentatis. *Fabric.* Ent. ſyſt. T. VI. n. 66. p. 296.

Sturm Verz. n. 40. p. 63. tab. 4. flg. 8. i. k.

Habitat Norimbergae.

Feminam huius *Syrphi* duntaxat illuſtr. *Fabricium* deſcripſiſſe veroſimile eſt, quippe altero ſexu abs me detecto, marem demum innotuiſſe ſequenti pagella demonſtrabitur.

a Magnitudo naturalis b Eadem aucta.

© Biodiversity Heritage Library, http://www.biodiversitylibrary.org/; www.zobodat.at

© Biodiversity Heritage Library, http://www.biodiversitylibrary.org/; www.zobodat.at



Syrphus spinipes Mas Fabr:

Jac. Sturm fec.

© Biodiversity Heritage Library, http://www.biodiversitylibrary.org/; www.zobodat.at

© Biodiversity Heritage Library, http://www.biodiversitylibrary.org/; www.zobodat.at

SYRPHVS ſpinipes. Mas.

Die ſtachelfüſichte Schwebefliege. Das Männchen.

Syrphus ſpinipes. Fabric. l. c.

Habitat cum femina.

En marem *Syrph. ſpinipes Fabric.*, quem a femina ſua differre thorax immaculatus, abdomen baſi utrique macula triangulari flava, habitusque procerior docet: reliqua, inprimis alarum venae, harumque diviſio, ſitus, nexusque conveniunt.

a Magnitudo naturalis. b Eadem aucta. c Pes poſticus auctus.

© Biodiversity Heritage Library, http://www.biodiversitylibrary.org/; www.zobodat.at

© Biodiversity Heritage Library, http://www.biodiversitylibrary.org/; www.zobodat.at

Syrphus mixtus Mihi.

© Biodiversity Heritage Library, http://www.biodiversitylibrary.org/; www.zobodat.at

© Biodiversity Heritage Library, http://www.biodiversitylibrary.org/; www.zobodat.at

SYRPHVS mixtus.

Die vermiſchtfärbigte Schwebefliege.

Syrphus mixtus: antennis ſetariis nudiuſculus ater, abdominis ſegmentis ſecundo tertioque ſanguineis, his quartoque lunulis bis tribus albis.

Habitat in Auſtria.

Ne iniquus ingratusque in merita Viri M. R. Megerle Muſaei Imperial. rerum natural. Inſpectoris, erga Faunam inſectorum germanicam meam videar, ea qua per eſt animi obſervantia gratus teſtor, me quaecunque entoma, quae ex *terris auſtriacis* ſectiones excipiebant praecedentes, quaeque ego ad genera ſua reduxi, ſpeciebusque definivi, omnia manu fautrici huius egregii viri debere, cui et ea, quae in hac recenſuntur ſectione debemus.

Habitus et ſtatura *Syrph. ſpiniped. Fabr.*, aſt omnino alius et plane diſtinctus. Caput atrum nitidum vertice nigro hirto. Frons labiumque hirſuto pallida.

© Biodiversity Heritage Library, http://www.biodiversitylibrary.org/; www.zobodat.at

Antennarum clava compressa fusca, seta nigra. Oculi nigri. Thorax ater nitidus, nudus. Scutellum atrum subquadratam nitidum nudum. Halteres subflavi capitati. Alae appendiculo foliaceo ciliato. Alae subobscurae apice umbra hyalina rufa, nervis venisque nigris. Abdomen subcompressum subconicum atrum nudum, segmento primo atro, secundo sanguineo striga media atra, tertio sanguineo subimmamaculato, quarto quintoque nigris: secundo tertio quartoque vero lunulis bis tribus albis. Pedes omnes nigri, femoribus posticis clavatis subserratis.

a Magnitudo naturalis. b Eadem aucta.

© Biodiversity Heritage Library, http://www.biodiversitylibrary.org/; www.zobodat.at

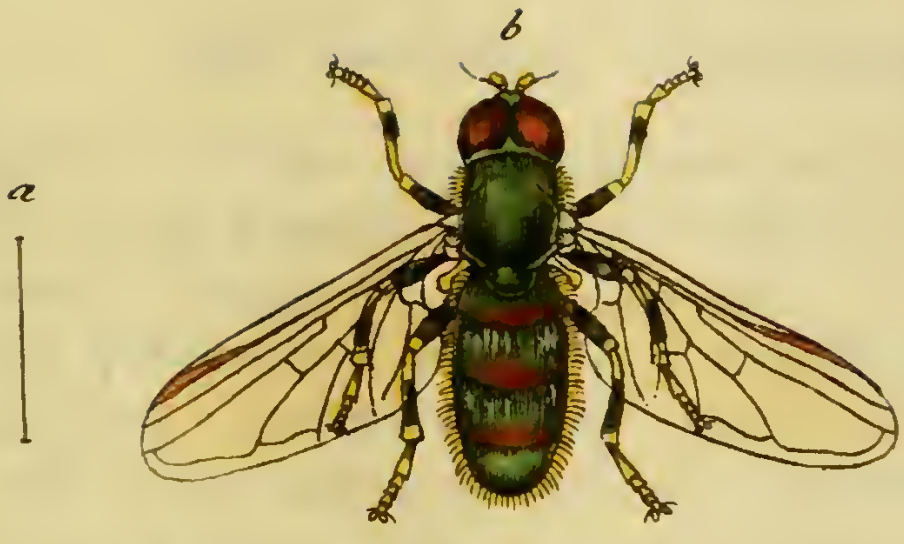

Syrphus vulneratus Mihi.

J. St. fec.

© Biodiversity Heritage Library, http://www.biodiversitylibrary.org/; www.zobodat.at

© Biodiversity Heritage Library, http://www.biodiversitylibrary.org/; www.zobodat.at

SYRPHVS vulneratus.

Die verwundete Schwebefliege.

Syrphus vulneratus: antennis setariis tomentosus viridi aeneus, abdominis segmentis medio obscure sanguineis, antennis pedibusque flavis, his nigro maculatis.

Habitat in Austria. *M. R. Megerle.*

Habitus et statura *Syrph. volvul.* F. ast alius et distinctus. Caput atrum nitidum cinero pubescens. Antennarum clava compressa flava seta nigra. Oculi fusci. Thorax viridi aeneus nitidus subtomentosus immaculatus. Halterum squama subclavata flava apice nigra. Alae corpore maiores albae nervo antico crassiori duplici nigro. Abdomen cylindricum tomentosum viridi aeneum nitidum, segmentis medio umbra obscure rufa. Anus obtusus. Pedes obscuro viridi aenei basi apiceque flavi. Corpus subtus obscure aeneum nitidum.

a Magnitudo naturalis. b Eadem aucta.

© Biodiversity Heritage Library, http://www.biodiversitylibrary.org/; www.zobodat.at

© Biodiversity Heritage Library, http://www.biodiversitylibrary.org/; www.zobodat.at

Syrphus variabilis Mihi.

J. St. fec

© Biodiversity Heritage Library, http://www.biodiversitylibrary.org/; www.zobodat.at

© Biodiversity Heritage Library, http://www.biodiversitylibrary.org/; www.zobodat.at

SYRPHVS variabilis.

Die ſchillernde Schwebefliege.

Syrphus variabilis: antennis ſetariis tomentoſus thorace aeneo, abdomine atro violaceo, alis obſcure fuſcis, pedibus atris.

Habitat in Auſtria. *M. R. Megerle.*

Habitus et ſtatura *Syrph. devii Fabr.* aſt diſtinctus. Diſtinguitur corpore maiori, ore minime argenteo, ſed atro nitido, antennis haud elongatis ſed breviuſculis, alis obſcure fuſcis praeſertim ad marginem anticum craſſiorem, pedibus exilibus tenuibusque atris immaculatisque, thorace aeneo, corporeque cylindrico obſcurius violaceo, utrinque flavo pubeſcenti.

a Magnitudo naturalis. b Eadem aucta.

© Biodiversity Heritage Library, http://www.biodiversitylibrary.org/; www.zobodat.at

© Biodiversity Heritage Library, http://www.biodiversitylibrary.org/; www.zobodat.at

Syrphus annulatus Fabr.

J. St. fec

© Biodiversity Heritage Library, http://www.biodiversitylibrary.org/; www.zobodat.at

© Biodiversity Heritage Library, http://www.biodiversitylibrary.org/; www.zobodat.at

SYRPHVS annulatus.

Die geringelte Schwebefliege.

Syrphus annulatus: antennis ſetariis tomentoſus abdomine atro ſegmentorum marginibus albis, femoribus poſticis clavatis dentatis. *Fabric.* Ent. ſyſt. T. VI. n. 67. p. 296.

Habitat in Auſtria. *M. R. Megerle.*

Differt noſtrum ſpecimen abdominis marginibus ſegmentorum haud *omnino* albis, ſed abdomine atro margine laterali rufo lunulisque bis tribus albis. Reliqua convenire videntur.

a Magnitudo naturalis. b Eadem aucta.

© Biodiversity Heritage Library, http://www.biodiversitylibrary.org/; www.zobodat.at

© Biodiversity Heritage Library, http://www.biodiversitylibrary.org/; www.zobodat.at

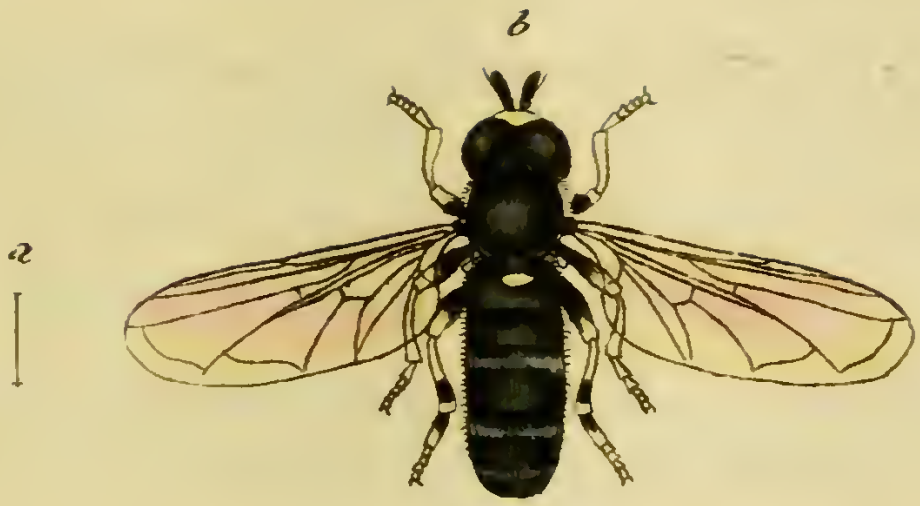

Syrphus Thymiastri Fabr.

J. St. fe.

© Biodiversity Heritage Library, http://www.biodiversitylibrary.org/; www.zobodat.at

© Biodiversity Heritage Library, http://www.biodiversitylibrary.org/; www.zobodat.at

SYRPHVS Thymiaſtri.

Die Quendel - Schwebefliege.

Syrphus Thymiaſtri: antennis ſetariis tomentoſus thorace ſubaeneo, abdomine atro: faſciis tribus albidis; ſecunda interrupta. *Fabric.* Ent. ſyſt. T. VI. n. 103. p. 306. Spec. Inſ. T. II. n. 60. p. 433. Mant. Inſ. T II. n. 69. p. 340.

Habitat in Auſtria. *M. R. Megerle.*

In noſtro ſpecimine tibiae poſticae nigro annulatae ſunt, abdomenque atrum faſciis tribus glaucis, nullaque interrupta eſt. Reliqua ad amuſſin conveniunt.

a Magnitudo naturalis. b Eadem aucta.

© Biodiversity Heritage Library, http://www.biodiversitylibrary.org/; www.zobodat.at

© Biodiversity Heritage Library, http://www.biodiversitylibrary.org/; www.zobodat.at

Musca nigripes Fabr:

© Biodiversity Heritage Library, http://www.biodiversitylibrary.org/; www.zobodat.at

© Biodiversity Heritage Library, http://www.biodiversitylibrary.org/; www.zobodat.at

MVSCA nigripes.

Die schwarzfüßichte Fliege.

Musca nigripes: antennis plumatis pilosa nigra, abdominis lateribus testaceis albo tessulatis. *Fabric.* Ent. Syst. T. VI. n. 30. p. 319.

Habitat in Austria. *M. R. Megerle.*

a Magnitudo naturalis. b Eadem aucta.

© Biodiversity Heritage Library, http://www.biodiversitylibrary.org/; www.zobodat.at

© Biodiversity Heritage Library, http://www.biodiversitylibrary.org/; www.zobodat.at

Musca testacea Fabr:

A. St. fec

© Biodiversity Heritage Library, http://www.biodiversitylibrary.org/; www.zobodat.at

© Biodiversity Heritage Library, http://www.biodiversitylibrary.org/; www.zobodat.at

MVSCA teſtacea.

Die gelblichte Fliege.

Muſca teſtacea: antennis plumatis cinerea ſcutello abdomine pedibusque teſtaceis. *Fabric.* Ent. ſyſt. T. VI. n. 32. p. 320. Spec. Inſ. T. II. n. 22. p. 440. Mant. Inſ. T. II. n. 24. p. 344.

Habitat in Auſtria. *M. R. Megerle.*

a Magnitudo naturalis. b Eadem aucta.

© Biodiversity Heritage Library, http://www.biodiversitylibrary.org/; www.zobodat.at

© Biodiversity Heritage Library, http://www.biodiversitylibrary.org/; www.zobodat.at

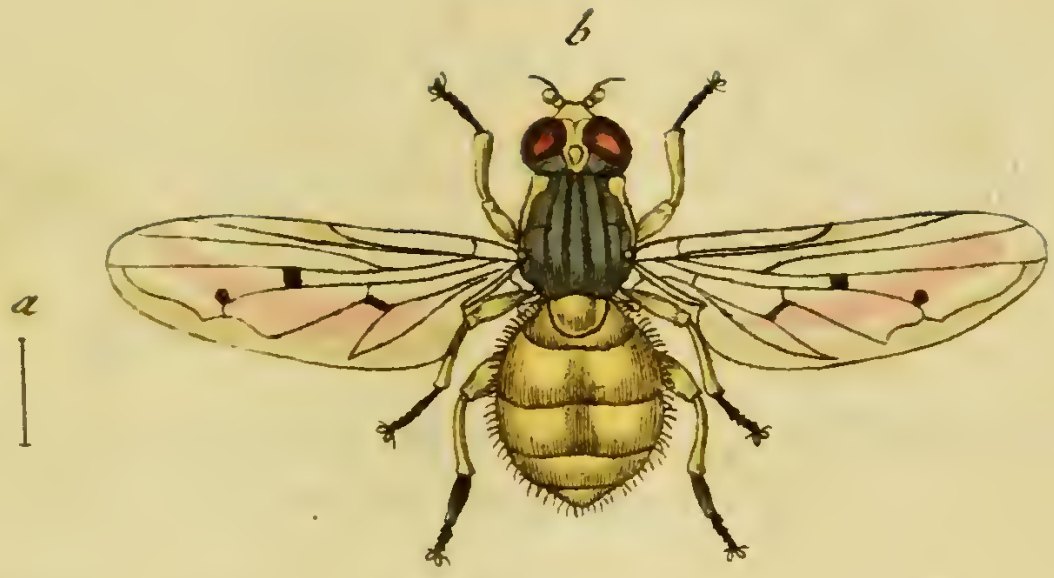

Musca arcuata Mihi.

J. St. fec.

© Biodiversity Heritage Library, http://www.biodiversitylibrary.org/; www.zobodat.at

© Biodiversity Heritage Library, http://www.biodiversitylibrary.org/; www.zobodat.at

MVSCA arcuata.

Die wachsgelbe Fliege.

Musca arcuata: antennis setariis thorace cinereo, capite antennis abdomine pedibusque flavis, alis punctis duobus lineolaque fuscis.

Habitat in Austria. *M. R. Megerle.*

Statura et magnitudo *M. testaceae* F. ast differt antennis setariis, capite antennisque flavis alisque punctis maculaque fuscis.

a Magnitudo naturalis. b Eadem aucta.

© Biodiversity Heritage Library, http://www.biodiversitylibrary.org/; www.zobodat.at

© Biodiversity Heritage Library, http://www.biodiversitylibrary.org/; www.zobodat.at

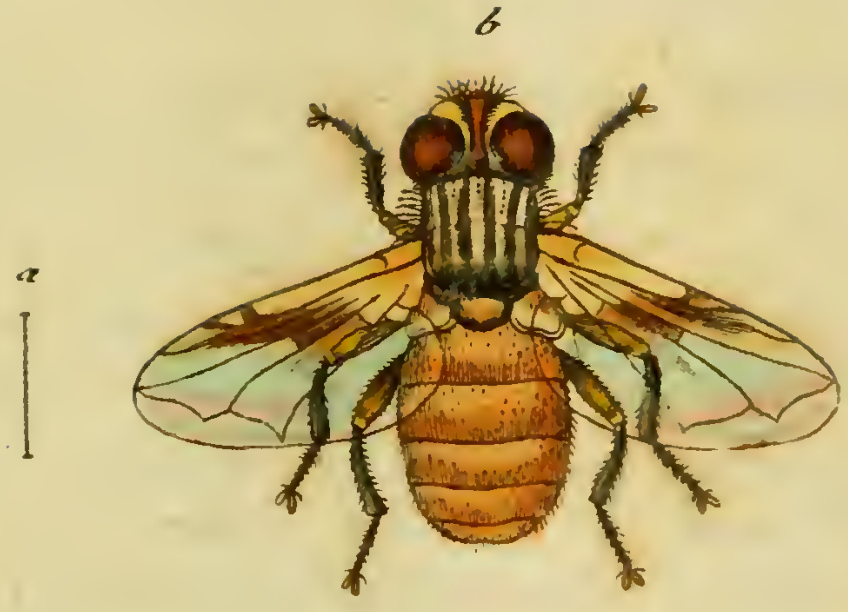

Musca brachyptera Mihi.

J. St. fec.

© Biodiversity Heritage Library, http://www.biodiversitylibrary.org/; www.zobodat.at

© Biodiversity Heritage Library, http://www.biodiversitylibrary.org/; www.zobodat.at

MVSCA brachyptera.

Die kurzflüglichte Fliege.

Musca brachyptera: antennis setariis flava, thorace cinereo nigro lineato postice nigro, alis basi flavo fuscoque maculatis.

Habitat Norimbergae.

Singularis structurae Musca. Caput sericeo albidum vertice subflavo. Oculi brunnei. Antennae fuscae seta nigra. Thorax antice cinereus lineolis quatuor nigris, postice obscure fuscus s. niger. Scutellum fuscum. Halteres fornicati flavi. Alae breves obtusae erectae hyalinae, basi flavae fascia fusca. Abdomen flavo holosericeum compressum obtusum immaculatum. Femora subtus flava, supra nigra. Tibiae nigrae. Thorax subtus cinereus, abdomenque villoso albidum.

a Magnitudo naturalis. b Eadem aucta.

© Biodiversity Heritage Library, http://www.biodiversitylibrary.org/; www.zobodat.at

© Biodiversity Heritage Library, http://www.biodiversitylibrary.org/; www.zobodat.at



Musca dimidiata Mihi.

S. th. fec.

© Biodiversity Heritage Library, http://www.biodiversitylibrary.org/; www.zobodat.at

© Biodiversity Heritage Library, http://www.biodiversitylibrary.org/; www.zobodat.at

MVSCA dimidiata.

Die halbgelbe Fliege.

Muſca dimidiata : antennis ſetariis griſea, thorace ſublineato, abdomine flavo apice fuſco, alis baſi flavis faſcia fuſca.

Habitat in Auſtria. *M. R. Megerle.*

Habitus et ſtatura fere *Muſc. brachypter* aſt alae maiores minusve erectae. Caput albido - ſericeum, vertice lineola fuſca. Antennae fuſcae ſeta nigra. Oculi fuſci pone ciliati. Thorax cinereus ſub - ſ. obſcure lineatus. Scutellum fuſcum piloſum. Halteres foliacei fornicati. Alae hyalinae baſi flavae faſcia transverſa late fuſca. Abdomen flavum, baſi lineola apiceque late nigris. Anus pallidus. Pedes nigri femoribus flavis.

a Magnitudo naturalis. b Eadem aucta.

© Biodiversity Heritage Library, http://www.biodiversitylibrary.org/; www.zobodat.at

© Biodiversity Heritage Library, http://www.biodiversitylibrary.org/; www.zobodat.at



Musca taeniata Mihi.

© Biodiversity Heritage Library, http://www.biodiversitylibrary.org/; www.zobodat.at

© Biodiversity Heritage Library, http://www.biodiversitylibrary.org/; www.zobodat.at

MVSCA taeniata.

Die gelbbauchigte Fliege mit der braunen Rückenſtreife.

Muſca taeniata: antennis ſetariis piloſa cinerea, abdomine teſtaceo dorſo linea apiceque fuſcis, alis baſi ſubflavis macula fuſca.

Habitat Norimbergae.

Caput ſericeo cinereum lineola frontali rufa. Antennae flavae apice nigrae, ſeta nigra. Thorax cinereus ſublineatus apice fuſcus. Scutellum fuſcum. Abdomen ſubcompreſſum ſericeo - teſtaceum dorſo linea apiceque fuſcis. Halteres foliacei pallide flavi. Alae breves erectae apice hyalinae baſi ſubflavae macula fuſca.

a Magnitudo naturalis. b Eadem aucta.

© Biodiversity Heritage Library, http://www.biodiversitylibrary.org/; www.zobodat.at

© Biodiversity Heritage Library, http://www.biodiversitylibrary.org/; www.zobodat.at



Musca continua Mihi.

J. St. f.

© Biodiversity Heritage Library, http://www.biodiversitylibrary.org/; www.zobodat.at

© Biodiversity Heritage Library, http://www.biodiversitylibrary.org/; www.zobodat.at

MVSCA continua.

Die gelbbauchigte Fliege mit ununterbrochener Rückenſtreife.

Muſca continua: antennis ſetariis cinereo piloſa, capite abdomineque flavis, abdomine linea dorſali apiceque nigris.

Habitat in Auſtria. *M. R. Megerle.*

Os albido ſericeum. Vertex flavus. Antennae nigrae. Oculi fuſci. Thorax cinereus ſublineatus. Scutellum fuſcum. Halteres foliacei flavi. Alae hyalinae baſi flavae. Abdomen piloſum flavum, linea dorſali apiceque nigris. Pedes nigri.

a Magnitudo naturalis. b Eadem aucta.

© Biodiversity Heritage Library, http://www.biodiversitylibrary.org/; www.zobodat.at

© Biodiversity Heritage Library, http://www.biodiversitylibrary.org/; www.zobodat.at

Musca conica Mihi.

J. St. fec

© Biodiversity Heritage Library, http://www.biodiversitylibrary.org/; www.zobodat.at

© Biodiversity Heritage Library, http://www.biodiversitylibrary.org/; www.zobodat.at

MVSCA conica.

Die Kegelförmige Fliege.

Muſca conica: antennis ſetariis teſtacea nuda, thorace lineato, abdomine conico nitido ſegmentis margine apiceque nigris.

Habitat in Auſtria. *M. R. Megerle.*

Habitus et ſtatura *M. ſcybalar.* F. Os cum fronte pallide flavo-ſericeum. Antennae flavae ſeta pallide flava. Oculi approximati fuſci. Thorax dorſo cinereus, lineolis quatuor fuſcis, intermediis duabus approximatis, margine laterali teſtaceo. Scutellum teſtaceum. Halteres clavati flavi. Alae corpore duplo longiores apice fuſcae. Abdomen conicum nudum nitidum flavum, ſegmentis margine apiceque fuſcis. Pedes teſtacei.

a Magnitudo naturalis. b Eadem aucta.

© Biodiversity Heritage Library, http://www.biodiversitylibrary.org/; www.zobodat.at

© Biodiversity Heritage Library, http://www.biodiversitylibrary.org/; www.zobodat.at

Musca Stigma Mihi.

J. St. fec.

© Biodiversity Heritage Library, http://www.biodiversitylibrary.org/; www.zobodat.at

© Biodiversity Heritage Library, http://www.biodiversitylibrary.org/; www.zobodat.at

MVSCA Stigma.

Die Metallfliege mit der ſchwarzen Fliegelnarbe.

Muſca Stigma: antennis ſetariis aenea, abdomine clavato viridi aeneo nitidiſſimo apice flavo, alis hyalinis ſtigmate fuſco.

Habitat in Auſtria. *M. R. Megerle.*

Parva. Caput nigrum opacum ore flavo. Oculi nigri ſemoti orbita fuſca. Antennae teſtaceae apice fuſcae ſeta nigra. Thorax opacus ſubaeneus dorſo obſcure cinereo. Scutellum obſcurum. Halteres clavati flavi. Alae hyalinae baſi ſubflavae, ſtigmate pone apicem fuſco diſtincto. Abdomen clavatum nitidum viridi aeneum, baſi flavum. Pedes flavi mediis et poſticis elongatis.

a Magnitudo naturalis. b Eadem aucta.

© Biodiversity Heritage Library, http://www.biodiversitylibrary.org/; www.zobodat.at

© Biodiversity Heritage Library, http://www.biodiversitylibrary.org/; www.zobodat.at

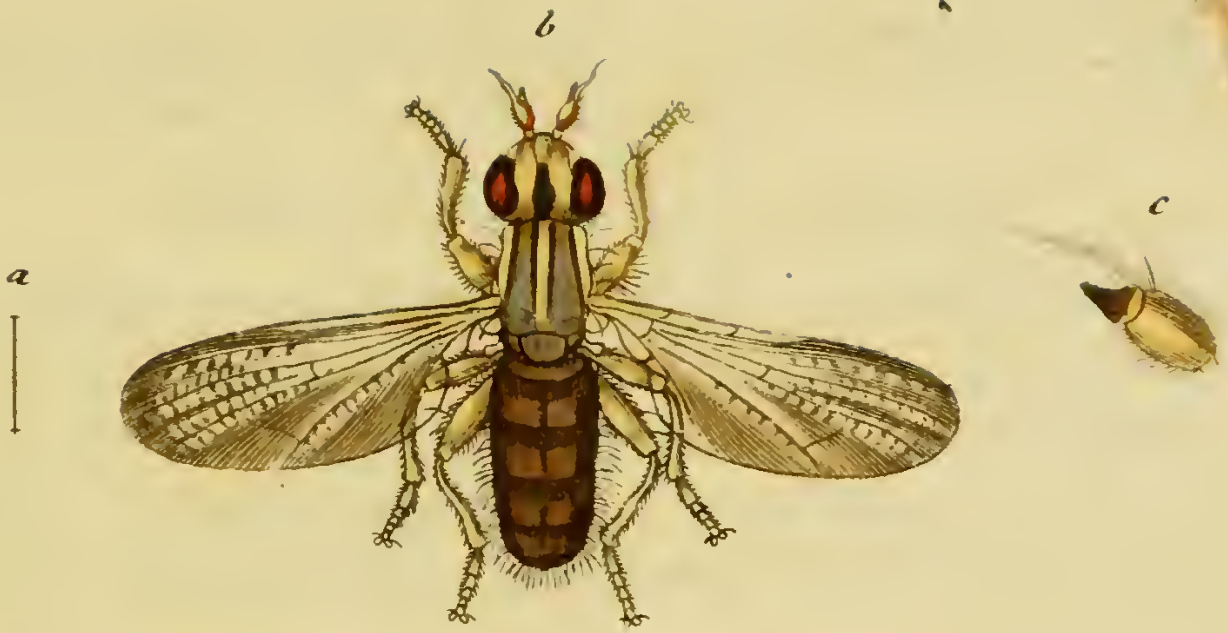

Musca flavifrons Mihi.

St fec

© Biodiversity Heritage Library, http://www.biodiversitylibrary.org/; www.zobodat.at

© Biodiversity Heritage Library, http://www.biodiversitylibrary.org/; www.zobodat.at

MVSCA flavifrons.

Die gelbgeſtirnte Fliege.

Muſca flavifrons: antennis plumatis obſcure plumbea, capite antennis thoracis ſtriis pedibusque flavis, alis reticulatis.

Habitat in Auſtria. *M. R. Megerle.*

Habitus et ſtatura *Muſc. ruffrons.* F. Os albido-ſericeum, vertice flavo, linea frontali punctisque utrinque tribus nigris. Antennae flavae hirtae acuminatae, apice nigrae ſeta plumata alba. Thorax obſcure plumbeus ſtriis tribus flavis abbreviatis. Scutellum plumbeum. Halteres clavati pallidi. Alae obſcurae reticulatae coſta marginali nigra. Abdomen obſcure plumbeum opacum. Pedes flavi.

a Magnitudo naturalis. b Eadem aucta. c Antennae, ſeta plumata aucta.

© Biodiversity Heritage Library, http://www.biodiversitylibrary.org/; www.zobodat.at

© Biodiversity Heritage Library, http://www.biodiversitylibrary.org/; www.zobodat.at

Musca rufipes Mihi.

J.Sl. fec.

© Biodiversity Heritage Library, http://www.biodiversitylibrary.org/; www.zobodat.at

© Biodiversity Heritage Library, http://www.biodiversitylibrary.org/; www.zobodat.at

MVSCA rufipes.

Die rothfüſigte Fliege.

Muſca rufipes: antennis elongatis ſetariis nigra, pedibus rufis, poſticis elongatis.

Habitat Norimbergae.

Antennae elongatae longitudine thoracis nigrae hirtae ſeta brevi pallida. Caput atrum nitidum. Oculi ſemoti nigri ſupra macula flava. Thorax ater opacus pallide ſublineatus. Halteres clavati pallidi. Alae fuſcae immaculatae. Abdomen atrum opacum ano acuminato. Pedes ſanguinei, poſticis elongatis, tarſis fuſcis.

a Magnitudo naturalis. b Eadem aucta.

© Biodiversity Heritage Library, http://www.biodiversitylibrary.org/; www.zobodat.at

© Biodiversity Heritage Library, http://www.biodiversitylibrary.org/; www.zobodat.at

Musca hyalinata Mihi.

J. St. f.ec.

© Biodiversity Heritage Library, http://www.biodiversitylibrary.org/; www.zobodat.at

© Biodiversity Heritage Library, http://www.biodiversitylibrary.org/; www.zobodat.at

MVSCA hyalinata.

Die glasflüglichte Fliege.

Musca hyalinata: antennis setariis nigra, alis hyalinis strigis duabus abbreviatis punctisque apice tribus nigris.

Habitat in Austria. *M. R. Megerle.*

Caput sericeo flavum, ore nigro, vertice rufo. Antennae porrectae acuminatae rufae, seta nigra. Oculi semoti fusci. Thorax ater opacus postice cinereo pubescens. Scutellum fuscum. Halteres capitati albi. Alae vitreae hyalinae basi flavae, strigis brevibus duabus, maculisque apicis tribus nigris. Abdomen atrum nitidum fasciis duabus albis, Pedes rufi, femoribus nigris. Corpus subtus atrum nitidum.

a Magnitudo naturalis. b Eadem aucta.

© Biodiversity Heritage Library, http://www.biodiversitylibrary.org/; www.zobodat.at

© Biodiversity Heritage Library, http://www.biodiversitylibrary.org/; www.zobodat.at

© Biodiversity Heritage Library, http://www.biodiversitylibrary.org/; www.zobodat.at

© Biodiversity Heritage Library, http://www.biodiversitylibrary.org/; www.zobodat.at

© Biodiversity Heritage Library, http://www.biodiversitylibrary.org/; www.zobodat.at

© Biodiversity Heritage Library, http://www.biodiversitylibrary.org/; www.zobodat.at

© Biodiversity Heritage Library, http://www.biodiversitylibrary.org/; www.zobodat.at