

Linzer biol. Beitr.	37/1	749-770	25.7.2005
---------------------	------	---------	-----------

New species and records of Staphylinidae from Tunisia (Insecta: Coleoptera)

V. ASSING

A b s t r a c t : Five species of Staphylinidae from Tunisia are described, illustrated and distinguished from similar congeners: *Sunius bihamatus* sp.n., *Cypha armata* sp.n., *Paraleptusa goraica* sp.n., *Geostiba (Trachyglutosipalia) mutabilis* sp.n., and *Oxypoda (Mycetodrepa) contempta* sp.n. Several additional records of Staphylinidae of zoogeographic interest are presented, among them eight first records from Tunisia, four of which are at the same time first records from North Africa.

Key words : Coleoptera, Staphylinidae, Palaearctic region, North Africa, Tunisia, taxonomy, new species, new records.

1. Introduction

There has been a long tradition of zoogeographic and taxonomic research on North African Staphylinidae. The first staphylinidologist to provide a comprehensive synopsis with several updates was FAUVEL (e.g. 1878, 1886, 1897, 1902). This tradition was continued in the 20th century by numerous coleopterists, the most prolific representatives being PEYERIMHOFF (e.g. 1914, 1917, 1949), NORMAND (e.g. 1935, 1938, 1947), and COIFFAIT with numerous papers, which are summarised in COIFFAIT (1972, 1974, 1978, 1982, 1984). NORMAND (1935) provided a catalogue of the beetles of Tunisia listing some 530 species, with several supplements published in the following years. The fact that, despite this long-standing tradition, new species are constantly being discovered, even in recent years, shows that our knowledge of the staphylinid fauna of this region is far from complete. This is underlined also by the results of a short-term field-trip to Tunisia in December 2004, which yielded not only several records of zoogeographic interest, but also five species new to science. Records of species of the genera *Medon* STEPHENS and *Leptobium* CASEY will be treated elsewhere (ASSING in press a, in press b).

2. Material and measurements

The material referred to in this study is deposited in the following public institution and private collections:

OÖLL..... Oberösterreichisches Landesmuseum, Biologiezentrum Linz
(www.biologiezentrum.at)

cAss author's private collection
 cFel private collection B. Feldmann, Münster
 cSch private collection M. Schülke, Berlin
 cWun..... private collection P. Wunderle, Mönchengladbach

The measurements are given in mm and abbreviated as follows:

AL: length of antenna; HW: maximal head width; HL: head length from front margin of clypeus to neck; PW: maximal width of pronotum; PL: length of pronotum along median line; EL: length of elytra from apex of scutellum to elytral hind margin; EW: width of elytra; AW: width of abdomen; HTiL: length of metatibia; HTaL: length of metatarsus; ML: length of median lobe of aedeagus; TL: total length from apex of mandibles to abdominal apex.

2. Records of zoogeographic interest and species descriptions

Carpelimus obesus (KIESENWETTER)

Material examined: 1 ex., ca. 25 km SW El Fahs, 36°15N, 09°48E, reservoir, 340 m, 25.XII.2004, leg. Wunderle (cWun).

Comments: This widespread and common species is not indicated for Tunisia by LÖBL & SMETANA (2004), but was already recorded from seven Tunisian localities by NORMAND (1935).

Aphaenostemmus bordei PEYERIMHOFF (Fig. 1)

Material examined: 1♀, Jendouba, Oued Mellegue, 150 m, 6.V.1996, leg. Frisch (cAss); 1♂, El Fahs, Oued Nebhana, 8.V.1996, leg. Frisch (cAss).

Comments: The genus *Aphaenostemmus* PEYERIMHOFF is currently attributed to the tribe Aphaenostemmini of the Omaliinae and includes five species, three from India and two from North Africa. *Aphaenostemmus bordei* was originally described from Biskra in Algeria (PEYERIMHOFF 1914). According to HERMAN (2001), *A. bordei* was known only from Algeria, but NORMAND (1935) indicates records from Le Kef and Jendouba ("Souk-el-Arba").

Stenus algiricus PUTHZ (Figs 2-3)

Material examined: 1♂, 25 km W Jendouba, ca. 10 km N Ghardimaou, Aïn Soltane, 36°29N, 08°20E, 550 m, moist pasture, under stones, 28.XII.2004, leg. Assing (cAss).

Comments: *Stenus algiricus* was described by PUTHZ (1994) based on a single male from Teniet-el-Had in Algeria and has not been recorded since (PUTHZ pers. comm.). The male indicated above (Figs 2-3) represents the second record of the species and the first record from Tunisia.

Stenus capitatus ERICHSON

Material examined: 1♀, ca. 20 km WNW Teboursouk, pass, 36°30N, 09°09E, 730 m, N-

slope with rocks, grass and moss sifted, 26.XII.2004, leg. Assing (cAss); 1 ♂, ca. 15 km N Teboursouk, 36°31'20N, 09°13'21E, 390 m, ruderal pasture, under stones, 26.XII.2004, leg. Assing (cAss).

C o m m e n t s : The distribution of *Stenus capitatus* is confined to Sicily, Morocco, Algeria, and Tunisia (FAUVEL 1902, HERMAN 2001, NORMAND 1935).

Stenus fagelianus PUTHZ

Material examined: 1 ♂, 25 km W Jendouba, ca. 10 km N Ghardimaou, Aïn Soltane, 36°29N, 08°19E, 670 m, litter of oak forest, 27.XII.2004, leg. Wunderle (cWun); 1 ♂, same data, but 600 m, 28.XII.2004 (cAss); 1 ♂, ca. 3 km S Aïn Draham, 36°44N, 08°41E, 770 m, oak forest with *Erica*, leaf litter sifted, 28.XII.2004, leg. Wunderle (cWun).

C o m m e n t s : *Stenus fagelianus* was described by PUTHZ (1971) based on six type specimens from Aïn Draham. Confirmed (unpublished) subsequent records are exclusively from this locality (PUTHZ pers. comm). The record of *S. suramensis* EPPELSHEIM from Algeria ("Bou-Mzeran") in FAUVEL (1902) may refer to this species, too, but has never been revised. Consequently, the presence of the species in Algeria, as indicated by HERMAN (2001), must be considered uncertain.

Astenus (Astenognathus) filum (AUBÉ)

Material examined: 1 ex., ca. 20 km WNW Teboursouk, pass, 36°30N, 09°10E, 700 m, N-slope, pasture with rocks and edge of field, under stones and sifted, 26.XII.2004, leg. Assing (cAss); 9 exs., ca. 15 km N Teboursouk, 36°31N, 09°13E, 390 m, ruderal pasture and edge of field, under stones, 26.XII.2004, leg. Assing, Wunderle (cAss, cWun); 22 exs., 25 km NW Le Kef, SW Touiref, 36°19N, 08°31E, 830 m, pasture, under stones, 27.XII.2004, leg. Assing, Wunderle (cAss, cWun); 1 ex., 25 km W Jendouba, ca. 10 km N Ghardimaou, Aïn Soltane, 36°29N, 08°20E, 550 m, moist pasture, under stones, 28.XII.2004, leg. Wunderle (cWun); 5 exs., N Ghardimaou, Aïn Soltane, 24.-26.III.2003, leg. Lackner (cAss); 3 exs., Aïn Draham, 27.-28.III.2003, leg. Lackner (cAss); 3 exs., ca. 40 km WNW Sousse, 35°04N, 10°20E, roadside, under stones, 30.XII.2004, leg. Assing (cAss).

C o m m e n t s : The known distribution of *A. filum* is confined to Algeria and Tunisia (COIFFAIT 1984). In Tunisia, it is apparently rather common.

Astenus (Astenognathus) melanurus (KÜSTER)

Material examined: 4 exs., 15 km NW Le Kef, 36°15N, 08°34E, 410 m, roadside, under stones, 27.XII.2004, leg. Assing, Wunderle (cAss, cWun); 1 ex., 25 km NW Le Kef, SW Touiref, 36°19N, 08°31E, 830 m, pasture, under stones, 27.XII.2004, leg. Assing (cAss); 5 exs., ca. 30 km E Zaghouan, 36°19N, 10°22E, 40 m, roadside, under stones, 29.XII.2004, leg. Assing, Wunderle (cAss, cWun).

C o m m e n t s : The species is widespread in the Mediterranean region.

Astenus (Astenus) lyonessius (JOY)

Material examined: 1 ex., ca. 25 km SW El Fahs, 36°15N, 09°48E, 340 m, reservoir, stream valley with poplar etc., moss and litter sifted, 25.XII.2004, leg. Assing (cAss); 5 exs., 15 km NW Le Kef, 36°15N, 08°34E, 410 m, roadside, under stones, 27.XII.2004, leg. Assing, Wunderle (cAss, cWun); 10 exs., 25 km NW Le Kef, SW Touiref, 36°19N, 08°31E, 830 m, pasture, under stones, 27.XII.2004, leg. Assing, Wunderle (cAss, cWun); 1 ex., SW Touiref, 36°19N, 08°32E, 760 m, pasture, under stones, 27.XII.2004, leg. Wunderle (cWun); 1 ex., Aïn Draham, 27.-28.III.2003, leg. Lackner (cAss); 1 ex., Hammamet, 25.III.-4.IV.1992, leg. Pütz (cAss); 1 ex., Teboursouk env., 18.III.1984, leg. Meybohm (cAss); .

Comments: The species is widespread in the Western Palaearctic region and apparently quite common in Tunisia. For illustrations of the genitalia and taxonomic comments see ASSING (1999).

***Nazeris pulcher* (AUBÉ)**

Material examined: 35 exs., ca. 15 km N Teboursouk, 36°31'N, 09°13'E, 390 m, ruderal pasture and edge of field, under stones, 26.XII.2004, leg. Assing, Wunderle (cAss, cWun); 4 exs., ca. 20 km WNW Teboursouk, pass, 36°30'N, 09°09'E, 600 m, edge of field, under stones, 28.XII.2004, leg. Assing, Wunderle (cAss, cWun); 2 exs., ca. 20 km WNW Teboursouk, pass, 36°30'N, 09°09'E, 750 m, N-slope with rocks, litter, grass, and moss sifted, 28.XII.2004, leg. Assing (cAss); 3 exs., 25 km W Jendouba, ca. 10 km N Ghardimaou, Aïn Soltane, 36°29'N, 08°19'E, 670 m, litter of oak forest, 27.XII.2004, leg. Assing, Wunderle (cAss, cWun); 8 exs., same data, but 600 m, 28.XII.2004 (cAss, cWun); 2 exs., Aïn Soltane, 23.-26.III.2003, leg. Lackner (cAss); 1 ex., Aïn Soltane, 30.IV.2004, leg. Lackner (cAss); 14 exs., ca. 2 km S Aïn Draham, 36°44'N, 08°41'E, 670 m, litter of oak forest, 28.XII.2004, leg. Assing, Wunderle (cAss, cWun); 10 exs., ca. 3 km S Aïn Draham, 36°44'N, 08°41'E, 770 m, oak forest with *Erica*, leaf litter sifted, 28.XII.2004, leg. Assing (cAss, cFel); 1 ex., 10-15 km S Aïn Draham, Kroumirie, 800-900 m, 2.X.1995, leg. Schulz & Vock (cAss); 1 ex., 30 km NE Aïn Draham, 36°58'N, 08°56'E, 130 m, 20.X.2003, leg. Behne (cAss); 1 ex., 2 km E Aïn Draham, Jebel Bir, 36°46'N, 08°43'E, 770 m, oak forest, 20.X.2003, leg. Behne (cAss).

Comments: The distribution of *N. pulcher* is confined to North Africa from Morocco to Tunisia (COIFFAIT 1984). In Tunisia it is rather common both in open habitats (pastures, etc.) and in forests.

***Sunius propinquus* (BRISOUT)**

Material examined: 1 ex., ca. 40 km SW El Fahs, 36°05'N, 09°41'E, 410 m, stream bank with poplar, oleander, etc., litter sifted, 25.XII.2004, leg. Assing (cAss); 1 ex., ca. 30 km E Siliana, Bou Saadia, 36°02'N, 09°38'E, 550 m, N-slope with macchia, litter and grass sifted, 25.XII.2004, leg. Assing (cAss).

Comments: The species is widespread in the Western Palaearctic region and has been recorded from Tunisia before (NORMAND 1935).

***Sunius fagniezi* (PEYERIMHOFF) (Figs 5-6)**

Material examined: 6 exs., ca. 30 km E Siliana, Bou Saadia, 36°02'N, 09°38'E, 550 m, N-slope with macchia, litter and grass sifted, 25.XII.2004, leg. Assing (cAss); 1 ex., ca. 2 km S Aïn Draham, 36°44'N, 08°41'E, 670 m, litter of oak forest, 28.XII.2004, leg. Assing (cAss).

Comments: The species was previously known only from France and the Iberian Peninsula (COIFFAIT 1984). It is here recorded from North Africa for the first time. The forebody and aedeagus of a Tunisian male are illustrated in Figs 5-6.

***Sunius bihamatus* sp.n. (Figs 7-11, 47)**

Holotype ♂: TUNISIA [5] - ca. 20 km WNW Teboursouk, pass, pasture, u. stones, 700 m, 36°29'49"N, 09°09'38"E, 26.XII.2004, V. Assing / Holotypus ♂ *Sunius bihamatus* sp.n. det. V. Assing 2005 (cAss). **Paratypes:** 2 ♂♂, 1 ♀: same data as holotype (cAss); 3 ♀♀: TUNISIA [7] - ca. 15 km N Teboursouk, 36°31'20"N, 09°13'21"E, 390 m, ruderal pasture, u. stones, 26.XII.2004, V. Assing (cAss, OÖLL).

Description: 2.6-3.8 mm. Habitus as in Fig. 7. Head reddish brown to brown; pronotum and elytra reddish; abdomen dark brown; legs and antennae yellowish to yellowish red.

Head weakly oblong (length measured from anterior margin of clypeus); eyes approximately half the length of postocular region in dorsal view; puncturation coarse, but not very dense, in median dorsal region with sparse or almost without punctures; microsculpture absent. Antennae not distinctive; antennomere IV weakly oblong; preapical antennomeres weakly transverse.

Pronotum slightly narrower than head (PW/HW: 0.90-0.95) and 1.05-1.10 times as long as wide; puncturation similar to that of head, but denser in lateral areas; median line without punctures; microsculpture absent.

Elytra about as wide and at suture approximately 0.8 times as long as pronotum; puncturation much finer and much less well-defined than that of head and pronotum. Hind wings completely reduced.

Abdomen approximately as wide as pronotum and elytra; with fine puncturation and shallow microsculpture; posterior margin of tergite VII without palisade fringe.

♂: sternite VII not distinctly modified (Fig. 8); sternite VIII with moderately deep posterior incision, pubescence unmodified (Fig. 9); aedeagus highly distinctive: ventral process apically hook-shaped, internal sac with two distinctly sclerotised structures shaped like a fishing-hook (Figs 10-11).

E t y m o l o g y : The name (Lat., adj.) refers to the two hook-like structures in the internal sac of the aedeagus.

C o m p a r a t i v e n o t e s : *Sunius bihamatus* is readily separated from all other species of the genus by the distinctive morphology of the aedeagus. From the widespread *S. propinquus* and *S. fagniezi*, which too occur in Tunisia (see above), it is additionally distinguished by much smaller size, shorter elytra, the absence of a palisade fringe at the posterior margin of tergite VII, the coarser puncturation of head and pronotum, and by the absence of microsculpture on the head. In *S. tuniseus* (COIFFAIT), the only other endemic species known from Tunisia, the aedeagus is of completely different morphology; for illustrations see COIFFAIT (1984).

D i s t r i b u t i o n a n d b i o n o m i c s : The species was found in two localities to the north of Teboursouk in grassland (Fig. 47) and in ruderal pastures near arable land at an altitude of 390-700 m, both by turning stones and by sifting soil and the roots of grass.

***Luzea nigrifula* (ERICHSON)**

M a t e r i a l e x a m i n e d : 1 ex., ca. 20 km WNW Teboursouk, pass, 36°30'N, 09°10'E, 700 m, N-slope, pasture with rocks and edge of fields, 26.XII.2004, leg. Assing (cAss); 1 ex., ca. 20 km WNW Teboursouk, pass, 36°30'N, 09°09'E, 730 m, N-slope with rocks, grass and moss sifted, 26.XII.2004, leg. Assing (cAss); 5 exs., ca. 15 km N Teboursouk, 36°31'N, 09°13'E, 390 m, ruderal pasture and edge of field, under stones, 26.XII.2004, leg. Assing, Wunderle (cAss, cWun); 2 exs., ca. 20 km WNW Teboursouk, pass, 36°30'N, 09°09'E, 750 m, N-slope with rocks, litter, grass, and moss sifted, 28.XII.2004, leg. Assing, Wunderle (cAss, cWun); 2 exs., 15 km NW Le Kef, 36°15'N, 08°34'E, 410 m, roadside, under stones, 27.XII.2004, leg. Assing, Wunderle (cAss, cWun); 4 exs., 25 km NW Le Kef, SW Touiref, 36°19'N, 08°31'E, 830 m, pasture, under stones, 27.XII.2004, leg. Assing (cAss); 8 exs., ca. 30 km E Zaghouan, 36°19'N, 10°22'E, 40 m, roadside, under stones, 29.XII.2004, leg. Assing, Wunderle (cAss, cWun); 1 ex., Ain Sebaa, Tabarka, 17.III.1984, leg. Meybohm (cAss); 1 ex., Ain Draham env., 18.III.1984, leg. Meybohm (cAss); 1 ex., Ain Draham, 27.-28.III.2003, leg. Lackner (cAss); 1 ex., Ain Soltane, 23.-26.III.2003, leg. Lackner (cAss); 1 ex., 20 km WNW Teboursouk, pass, 36°29'56"N, 09°08'53"E, 600 m, edge of field, under stones.

C o m m e n t s : The species is widespread in the Western Mediterranean and apparently rather common in Tunisia.

***Pseudolathra lusitanica* (ERICHSON) (Fig. 4)**

Material examined: 13 exs., 25 km NW Le Kef, SW Touiref, 36°19N, 08°31E, 830 m, pasture, under stones, 27.XII.2004, leg. Assing, Wunderle (cAss, cWun).

C o m m e n t s : The species is widespread in the Mediterranean region, but found rarely. The habitus of a Tunisian specimens is illustrated in Fig. 4.

***Lobrathium anale* (LUCAS)**

Material examined: 1 ex., ca. 25 km SW El Fahs, 36°15N, 09°48E, 340 m, reservoir, stream valley with poplar, moss and litter sifted, 25.XII.2004, leg. Assing (cAss).

C o m m e n t s : The distribution of *L. anale* ranges from the Iberian Peninsula and the Canarian Islands to Tunisia.

***Achenium striatum* (LATREILLE)**

Material examined: 15 exs., ca. 15 km N Teboursouk, 36°31N, 09°13E, 390 m, ruderal pasture and edge of field, under stones, 26.XII.2004, leg. Assing, Wunderle (cAss, cWun); 1 ex., ca. 30 km SE Siliana, pass, 35°56N, 09°29E, 620 m, loamy pasture, under stones, 25.XII.2004, leg. Wunderle (cWun); 8 exs., 25 km NW Le Kef, SW Touiref, 36°19N, 08°31E, 830 m, pasture, under stones, 27.XII.2004, leg. Assing, Wunderle (cAss, cWun); 4 exs., Le Kef, 22.-23.III.2003, leg. Lackner (cAss); 2 exs., 25 km W Jendouba, ca. 10 km N Ghardimaou, Aïn Soltane, 36°29N, 08°20E, 550 m, moist pasture, under stones, 28.XII.2004, leg. Wunderle (cWun); 3 exs., Aïn Soltane, 24.-26.III.2003, leg. Lackner (cAss); 2 exs., Aïn Draham, 27.-28.III.2003, leg. Lackner (cAss); 1 ex., 15 km N Beja, Falnassa env., 500 m, 1.X.1995, leg. Schulz & Vock (cAss); 1 ex., Makhtar, 21.III.2003, leg. Lackner (cAss).

C o m m e n t s : The species is widespread in the Western Mediterranean and was previously known also from Tunisia.

***Achenium normandianum* KOCH**

Material examined: 1 ex., ca. 15 km N Teboursouk, 36°31N, 09°13E, 390 m, ruderal pasture and edge of field, under stones, 26.XII.2004, leg. Assing (cAss); 1 ex., Aïn Draham, 27.-28.III.2003, leg. Lackner (cAss); 1 ex., Aïn Soltane, 24.-26.III.2003, leg. Lackner (cAss); 1 ex., 25 km NW Le Kef, SW Touiref, 36°19N, 08°31E, 830 m, pasture, under stones, 27.XII.2004, leg. Wunderle (cWun).

C o m m e n t s : The species was described from Skikda ("Philippeville") in Algeria (KOCH 1937). It is here recorded from Tunisia for the first time.

***Xantholinus rufipes* (LUCAS)**

Material examined: 2 exs., ca. 20 km WNW Teboursouk, pass, 36°30N, 09°10E, 700 m, N-slope, pasture with rocks and edge of fields, 26.XII.2004, leg. Assing, Wunderle (cAss, cWun); 1 ex., ca. 20 km WNW Teboursouk, pass, 36°30N, 09°09E, 730 m, N-slope with rocks, grass and moss sifted, 26.XII.2004, leg. Assing (cAss); 4 exs., ca. 15 km N Teboursouk, 36°31N, 09°13E, 390 m, ruderal pasture and edge of field, under stones, 26.XII.2004, leg. Assing, Wunderle (cAss, cWun); 1 ex., ca. 20 km WNW Teboursouk, pass, 36°30N, 09°09E, 600 m, edge of field, under stones, 29.XII.2004, leg. Assing (cAss); 1 ex., ca. 30 km SE Siliana, pass, 35°56N, 09°29E, 620m, loamy pasture, under stones, 25.XII.2004, leg. Wunderle (cWun).

C o m m e n t s : The distribution of this representative (and type species) of the sub-genus *Helicophallus* COIFFAIT is confined to North Africa (from Algeria to Libya) and Sicily.

***Gyrophypnus silvanus* (PEYERIMHOFF)**

M a t e r i a l e x a m i n e d : 1 ex., 25 km W Jendouba, ca. 10 km N Ghardimaou, Aïn Soltane, 36°29N, 08°19E, 670 m, litter of oak forest, 27.XII.2004, leg. Assing (cAss); 3 exs., ca. 2 km S Aïn Draham, 36°44N, 08°41E, 670 m, litter of oak forest, 28.XII.2004, leg. Assing, Wunderle (cAss, cWun); 5 exs., ca. 3 km S Aïn Draham, 36°44N, 08°41E, 770 m, oak forest with *Erica*, leaf litter sifted, 28.XII.2004, leg. Assing (cAss).

C o m m e n t s : The distribution of *G. silvanus* is confined to Algeria and Tunisia (ASSING 2003a).

***Diochus staudingeri* KRAATZ**

M a t e r i a l e x a m i n e d : 4 exs., 25 km W Jendouba, ca. 10 km N Ghardimaou, Aïn Soltane, 36°29N, 08°19E, 600 m, litter of oak forest, 28.XII.2004, leg. Assing, Wunderle (cAss, cWun); 6 exs., ca. 2 km S Aïn Draham, 36°44N, 08°41E, 670 m, litter of oak forest, 28.XII.2004, leg. Assing, Wunderle (cAss, cWun).

C o m m e n t s : The distribution of *D. staudingeri* ranges from the Iberian Peninsula to Tunisia (ASSING 2003b).

***Gabrius hesperius* (FAUVEL)**

M a t e r i a l e x a m i n e d : 6 exs., ca. 2 km S Aïn Draham, 36°44N, 08°41E, 670 m, litter of oak forest, 28.XII.2004, leg. Assing, Wunderle (cAss, cWun); 3 exs., ca. 3 km S Aïn Draham, 36°44N, 08°41E, 770 m, oak forest with *Erica*, leaf litter sifted, 28.XII.2004, leg. Assing (cAss); 1 ex., ca. 40 km SW El Fahs, 36°05N, 09°41E, 410 m, stream bank with poplar, oleander, etc., 25.XII.2004, leg. Wunderle (cWun).

C o m m e n t s : The distribution of this species ranges from the Iberian Peninsula to Tunisia (HERMAN 2001).

***Ocypus aethiops* (WALTTL)**

M a t e r i a l e x a m i n e d : 1 ex., ca. 2 km S Aïn Draham, 36°44N, 08°41E, 670 m, litter of oak forest, 28.XII.2004, leg. Assing (cAss); 1 ex., ca. 3 km S Aïn Draham, 36°44N, 08°41E, 770 m, oak forest with *Erica*, leaf litter sifted, 28.XII.2004, leg. Assing (cAss); 1 ex., 25 km W Jendouba, ca. 10 km N Ghardimaou, Aïn Soltane, 36°29N, 08°19E, 600 m, litter of oak forest, 28.XII.2004, leg. Assing (cAss); 1 ex., Aïn Soltane, 36°29N, 08°19E, 670 m, litter of oak forest, 27.XII.2004, leg. Wunderle (cWun).

C o m m e n t s : This species is rather widespread in practically all of the Western Mediterranean (HERMAN 2001).

***Ocypus ophthalmicus atrocyanus* FAIRMAIRE**

M a t e r i a l e x a m i n e d : 1 ex., ca. 40 km W Sousse, 35°54N, 10°15E, roadside, under stones, 30.XII.2004, leg. Assing (cAss).

C o m m e n t s : This subspecies of the widespread *O. ophthalmicus* (SCOPOLI) is distributed from France and the Iberian Peninsula to Tunisia (HERMAN 2001).

***Ocypus fortunatarum* WOLLASTON**

Material examined: 4 exs., ca. 40 km W Sousse, 35°54N, 10°15E, roadside, under stones, 30.XII.2004, leg. Wunderle (cWun, cAss).

Comments: *Ocypus fortunatarum* is widespread in the Western Mediterranean and in the Atlantic Islands (HERMAN 2001).

***Cypha armata* sp.n. (Figs 12-16, 47)**

Holotype ♂: TUNISIA [17] - ca. 20 km WNW TebourSouk, pass, N-slope with rocks, 36°30N, 09°09E, 750 m, 28.XII.2004, V. Assing / Holotypus ♂ *Cypha armata* sp.n. det. V. Assing 2005 (cAss). **Paratypes**: 2 ♀: same data as holotype, but leg. Wunderle (cWun).

Description: Measurements of holotype (in mm): AL: 0.54; HW: 0.42; PW: 0.56; PL: 0.32; EL: 0.33; TL: 1.4.

Facies as in Fig. 12. **Coloration:** whole body blackish, with the pronotal margins indistinctly paler and the abdominal apex blackish brown; legs and antennae dark brown to blackish brown.

Head with extremely fine and moderately sparse puncturation; microsculpture absent. Antenna with distinctly three-jointed terminal club, i. e. antennomere VIII much larger than VII; antennomeres VIII and IX moderately oblong, less than 1.5 times as long as wide; terminal antennomere approximately as long as the combined length of the two preceding antennomeres or slightly longer (Fig. 13).

Pronotum strongly transverse (Fig. 12), 1.75 times as wide as long and 1.33 times as wide as head; puncturation similar to that of head; microsculpture absent.

Elytra slightly wider than pronotum and at suture approximately as long as pronotum (Fig. 12); puncturation of similar density as that of head and pronotum, but slightly more distinct; microsculpture shallow and more or less irregular, not distinctly diagonal. Hind wings fully developed. Legs of moderate length.

Abdomen with relatively sparse puncturation and distinct microsculpture; posterior margin of tergite VII with palisade fringe.

♂: protarsomere I distinctly larger than the other tarsomeres, clearly longer than the combined length of the two following tarsomeres; aedeagus highly distinctive: ventral process in lateral view strongly bent, in ventral view with asymmetrically obliquely truncate apex; internal sac equipped with distinct arrangement of various sclerotised structures (Figs 14-15); apical lobe of paramere shaped as in Fig. 16.

Etymology: The name (Lat., adj.) refers to the fact that the internal sac of the aedeagus is heavily armed with various sclerotised structures.

Comparative notes: The new species is distinguished from all its congeners especially by the highly distinctive morphology of the aedeagus. For illustrations of the genitalia of other West Palaearctic congeners see ASSING (2004a, b, c), DAUPHIN (2003, 2004), and PALM (1935, 1966). From those species whose genitalia have not been studied and which are known to occur in North Africa, it is additionally separated as follows (characters mostly based on the respective original descriptions and on LUZE (1902)):

Cypha angularis (LUZE 1902) from Morocco is much smaller and has reddish elytra.

In *Cypha grandicornis* (FAIRMAIRE 1869), the antennae are not distinctly clubbed, and

antennomere X is as long as the combined length of antennomeres VII-IX.

In *Cypha laxipuncta* (FAUVEL 1886), the antennae are not distinctly clubbed.

In *Cypha megalomera* (FAUVEL 1898), the first antennomere is distinctly dilated and cordiform and the antenna is not clubbed.

Cypha picta (MOTSCHULSKY 1858) is much larger.

Cypha tenuicornis (KRAATZ 1857) has more slender infusate antennae, with the terminal antennomere longer than the combined length of the two preceding antennomeres.

Distribution and bionomics: The type locality (Fig. 47) is situated to the north of Teboursouk in northwestern Tunisia. The specimens were sifted from litter, grass roots and moss on a rocky slope at an altitude of 750 m.

***Oligota cf. punctulata* HEER**

Material examined: 5 exs., ca. 20 km WNW Teboursouk, pass, 36°30'N, 09°09'E, 730 m, N-slope with rocks, grass and moss sifted, 26.XII.2004, leg. Assing (cAss); 1 ex., ca. 20 km WNW Teboursouk, pass, 36°30'N, 09°09'E, 750 m, N-slope with rocks, litter, grass, and moss sifted, 28.XII.2004, leg. Wunderle (cWun).

Comments: The distribution of this frequently misinterpreted species requires a thorough revision. The material was identified by KAPP (pers. comm. 2005).

***Paraleptusa goraica* sp.n. (Figs 17-22, 47)**

Holotype ♂ : TUNISIA [6] - ca. 20 km WNW Teboursouk, pass, N-slope, sifted, 730 m, 36°29'32"N, 09°09'07"E, 26.XII.2004, V. Assing / Holotypus ♂ *Paraleptusa goraica* sp.n. det. V. Assing 2005 (cAss).

Description: 2.0 mm (abdomen fully extended); habitus as in Fig. 17. Coloration: forebody light brown, with the head slightly darker; abdomen dark brown, with the anterior and posterior segments paler; legs and antennae yellowish.

Head approximately as wide as long (length measured from anterior margin of clypeus); eyes rather small, not distinctly projecting from lateral outline of head, little more than 1/3 the length of postocular region in dorsal view; dorsal surface with shallow microreticulation; puncturation extremely fine and sparse, barely noticeable. Antennae distinctly incrassate apically; antennomere IV distinctly transverse; X about 3 times as wide as long (Fig. 18).

Pronotum about 1.15 times as wide as long and approximately 1.1 times as wide as head; distinctly wider anteriorly than posteriorly, maximal width almost at anterior angles, lateral margins distinctly converging posteriad; microsculpture and puncturation similar to those of head.

Elytra about as wide and at suture less than 0.6 times as long as pronotum; without modifications in male; microsculpture very shallow; puncturation fine, but somewhat more distinct than that of head and pronotum. Hind wings absent.

Abdomen widest at segment VI, approximately 1.2 times as wide as elytra; microsculpture shallow; posterior margin of tergite VII without or with very narrow rudiment of a palisade fringe.

♂: posterior margin of tergite VIII convex, that of sternite VIII strongly convex; median lobe of aedeagus and apical lobe of paramere as in Figs 19-22.

E t y m o l o g y : The name (adj.) is derived from Jebel Goraa, the name of a mountain peak very close to the locality where the holotype was collected.

C o m p a r a t i v e n o t e s : The only species of *Paraleptusa* PEYERIMHOFF previously known from Tunisia is *P. punica* NORMAND. The type material of the species described by Normand is deposited at the Laboratoire d'Entomologie et d'Ecologie, Institut National Agronomique, Tunis. Since it is apparently not sent by mail, it is practically inaccessible. Based on the details indicated in the original description (NORMAND 1914), *P. punica* is larger, has a differently shaped head ("tempes très dilatées"), the pronotum is "carré ou à peine transverse" and sexually dimorphic (impressed in male), the elytral puncturation is "granuleuse", in the male even "plus fortement granuleux, surtout près de la suture, qui est de ce fait un peu surélevée", and the male abdominal segments VII and VIII are characterised by "granules plus serrés et devenant tuberculeux en avant". Since these characters are absent in the holotype of *P. goraaica*, it is most unlikely to be conspecific with *P. punica*.

D i s t r i b u t i o n a n d b i o n o m i c s : The type locality (Fig. 47) is situated to the north of Teboursouk in northwestern Tunisia. The holotype was sifted from the roots of grasses and other plants and from moss on a rocky north slope at an altitude of 730 m, together with *Geostiba mutabilis* sp.n.

Amischa forcipata MULSANT & REY

M a t e r i a l e x a m i n e d : 2 exs., ca. 20 km WNW Teboursouk, pass, 36°30'N, 09°10'E, 700 m, N-slope, pasture with rocks and edge of field, 26.XII.2004, leg. Assing (cAss); 2 exs., ca. 20 km WNW Teboursouk, pass, 36°30'N, 09°09'E, 730 m, N-slope with rocks, grass and moss sifted, 26.XII.2004, leg. Assing (cAss).

C o m m e n t s : The previously known range of this species was confined to southwestern, southern, and central Europe. The above specimens represent the first records from North Africa.

Geostiba plicatella (FAUVEL)

M a t e r i a l e x a m i n e d : 25 exs., ca. 30 km E Siliana, Bou Saadia, 36°02'N, 09°38'E, 550 m, N-slope with macchia, litter and grass sifted, 25.XII.2004, leg. Assing (cAss); 2 exs., ca. 40 km SW El Fahs, 36°05'N, 09°41'E, 410 m, stream bank with poplar, oleander, etc., 25.XII.2004, leg. Wunderle (cWun); 8 exs., 25 km W Jendouba, ca. 10 km N Ghardimaou, Aïn Soltane, 36°29'N, 08°19'E, 670 m, litter of oak forest, 27.XII.2004, leg. Assing, Wunderle (cAss, cWun); 5 exs., Aïn Soltane, 36°29'N, 08°19'E, 600 m, litter of oak forest, 28.XII.2004, leg. Wunderle (cWun).

C o m m e n t s : The distribution of this species ranges from the Iberian Peninsula to Tunisia. The species has been split into more than ten subspecies, but this subspecific concept must be considered highly doubtful.

Geostiba (Trachyglutosipalia) mutabilis sp.n. (Figs 23-34, 47)

H o l o t y p e : ♂ : TUNISIA [6] - ca. 20 km WNW Teboursouk, pass, N-slope, sifted, 730 m, 36°29'32"N, 09°09'07"E, 26.XII.2004, V. Assing / Holotypus ♂ *Geostiba mutabilis* sp.n. det. V. Assing 2005 (cAss). **P a r a t y p e s :** 9 ♂♂, 5 ♀♀ : same data as holotype (cAss, OÖLL); 1 ♂, 1 ♀ : same data, but leg. Wunderle (cWun); 1 ♂ : TUNISIA [5] - ca. 20 km WNW Teboursouk, pass, pasture, u. stones, 700 m, 36°29'49"N, 09°09'38"E, 26.XII.2004, V. Assing (cAss); 1 ♂, 2 ♀♀ : TUNISIA [17] - ca. 20 km WNW Teboursouk, pass, N-slope with rocks, 750 m, 36°30'N, 09°09'E, 28.XII.2004, V. Assing (cAss); 2 ♀♀ : same data, but leg. Wunderle (cWun); 1 ♂ : TUNISIA [16] - ca. 20 km WNW Teboursouk, pass, edge of field, 600 m, 36°29'56"N, 09°08'53"E, 28.XII.2004 P. Wunderle (cWun).

Description: 2.3-2.8 mm; habitus as in Fig. 23. Coloration: forebody reddish brown to castaneous, sometimes with the head slightly darker; abdomen brown, with segments V-VII infuscate, dark brown to blackish; legs and antennae yellowish.

Head approximately as wide as long (length measured from anterior margin of clypeus); eyes rather small, not distinctly projecting from lateral outline of head, about half the length of postocular region in dorsal view or slightly smaller (Fig. 25); microreticulation variable, very shallow to distinct; puncturation fine and sparse, barely noticeable. Antennae of moderate length, preapical antennomeres distinctly transverse, but less than twice as wide as long.

Pronotum 1.10-1.15 times as wide as long and approximately 1.15 times as wide as head; microsculpture and puncturation similar to those of head (Fig. 24).

Elytra 0.65-0.70 times as long as pronotum; with sexual dimorphism; with or without shallow extensive impression; microsculpture usually distinct; puncturation fine, but somewhat more distinct than that of head and pronotum. Hind wings absent.

Abdomen widest at segment V, slightly wider than elytra (Fig. 23); microsculpture more or less pronounced, predominantly composed of short transverse meshes, posteriorly also of more or less isodiametric meshes; posterior margin of tergite VII without or with very narrow rudiment of a palisade fringe.

♂: elytral suture more or less distinctly elevated, forming a more or less defined carina (Fig. 24); abdominal tergite VII usually less shiny matter in posterior half than anteriorly, with pronounced microsculpture and, in large ♂, with - usually pair of - somewhat ill-defined and weakly elevated tubercles; posterior margin of tergite VIII truncate (Fig. 26); sternite VIII posteriorly distinctly convex; median lobe of aedeagus with weakly pronounced crista apicalis and crista proximalis (Figs 27-29); apical lobe of paramere as in Fig. 30.

♀: posterior margin of tergite VIII weakly convex (Fig. 31); sternite VIII posteriorly weakly convex, in the middle of posterior margin distinctly concave (Fig. 32); spermatheca with relatively short duct (Figs 33-34).

Etymology: The name (Lat., adj.: variable) refers to the pronounced morphological variability of this species.

Intraspecific variation: Body size, coloration (that of the forebody ranging from reddish to dark brown), microsculpture (ranging from almost absent to distinct), and especially the male secondary sexual characters are subject to considerable intraspecific variation. The modifications of the elytra and abdominal tergite VII are usually pronounced in large males, but may be (almost) absent in small males.

Comparative notes: Previously, only two species of *Geostiba* THOMSON were known from Tunisia: *G. (Sipalotricha) plicatella* and *G. (Acanthosipalia) praefixa* NORMAND. From the former, *G. mutabilis* is readily distinguished by the sexual dimorphism of the elytra and the abdominal tergite VII, the paler coloration of the antennae, the less transverse antennomeres V-X, the smaller eyes, the morphology of the aedeagus (especially the weakly developed cristae of the median lobe), and by the completely different shape of the spermatheca. In the latter, the male tergite VI has a median carina posteriorly and the primary sexual characters are of different morphology; for an illustration of the spermatheca of *G. praefixa* see Fig. 89 in PACE (1990).

Distribution and bionomics: The type locality (Fig. 47) is situated to the north of Teboursouk in northwestern Tunisia. The type specimens were sifted from the roots of grasses and other plants and from moss on a rocky north slope at altitudes of 700-750 m.

***Atheta pruinosa* (KRAATZ)**

Material examined: 1 ex., ca. 25 km SW El Fahs, 36°15N, 09°48E, 340 m, stream valley with poplar, 25.XII.2004, leg. Wunderle (cWun).

Comments: The presence of this widespread, but often misidentified species in Tunisia (NORMAND 1935) is confirmed. The specimen was identified by Jürgen Vogel (Görlitz), who reports another record from Kairouan (leg. Normand) (VOGEL pers. comm.).

***Acrotona piceorufa* (MULSANT & REY)**

Material examined: 11 exs., 25 km W Jendouba, ca. 10 km N Ghardimaou, Ain Soltane, 36°29N, 08°19E, 670 m, litter of oak forest, 27.XII.2004, leg. Assing, Wunderle (cAss, cWun); 16 exs., same data, but 600 m, 28.XII.2004 (cAss, cWun); 15 exs., ca. 2 km S Ain Draham, 36°44N, 08°41E, 670 m, litter of oak forest, 28.XII.2004, leg. Assing, Wunderle (cAss, cWun); 1 ex., ca. 3 km S Ain Draham, 36°44N, 08°41E, 770 m, oak forest with *Erica*, leaf litter sifted, 28.XII.2004, leg. Assing (cAss).

Comments: *Acrotona piceorufa* has not been reported from North Africa before, but part of the North African records of *A. parens* (MULSANT & REY) probably refer to this species, which inhabits the leaf litter of forests, especially oak forests.

***Drusilla memnonia* (MÄRKEL)**

Material examined: 84♂♂, 45♀♀, ca. 20 km WNW Teboursouk, pass, 36°30N, 09°10E, 700 m, N-slope, pasture with rocks and edge of field, under stones, 26.XII.2004, leg. Assing, Wunderle (cAss, cFel, cSch, cWun); 1♂, ca. 20 km WNW Teboursouk, pass, 36°30N, 09°09E, 730 m, N-slope with rocks, grass and moss sifted, 26.XII.2004, leg. Assing (cAss); 102♂♂, 24♀♀, ca. 15 km N Teboursouk, 36°31N, 09°13E, 390 m, ruderal pasture and edge of field, under stones, 26.XII.2004, leg. Assing, Wunderle (cAss, cWun); 16♂♂, 9♀♀, ca. 20 km WNW Teboursouk, pass, 36°30N, 09°09E, 600 m, edge of field, under stones, 28.XII.2004, leg. Assing (cAss); 2♂♂, 2♀♀, Teboursouk, 18.III.1984, leg. Meybohm (cAss); 1♂, Teskraia near Bizerte, 16.III.1984, leg. Meybohm (cAss).

Comments: The distribution of *D. memnonia* is confined to Sicily, Algeria, and Tunisia (ASSING in press c). The species seems to hibernate in aggregations. On three occasions in December, as many as approximately 100, 70, and 25 specimens, respectively, were found under a single stone. In the material collected in December 2004, males were clearly predominant; the sex ratio (♂♂:♀♀) was 2.5:1 (total: 196♂♂:78♀♀).

***Drusilla kabyliana* (FAGEL) (Fig. 35)**

Material examined: 1♀, Ain Draham, 2.V.2004, leg. Lackner (cAss); 1♀, Ain Soltane, 30.IV.2004, leg. Lackner (cAss); 1♂, 1♀, ca. 2 km S Ain Draham, 36°44N, 08°41E, 670 m, litter of oak forest, 28.XII.2004, leg. Wunderle (cWun, cAss).

Comments: *Drusilla kabyliana* was previously known only from Grande Kabylie, Algeria (FAGEL 1958). It is here recorded from Tunisia for the first time. The spermatheca of a Tunisian female is illustrated in Fig. 35.

***Oxypoda steineri* SCHEERPELTZ**

Material examined: 14 exs., 25 km W Jendouba, ca. 10 km N Ghardimaou, Aïn Soltane, 36°29'N, 08°19'E, 670 m, litter of oak forest, 27.XII.2004, leg. Assing, Wunderle (cAss, cWun); 1 ex., Aïn Soltane, 36°29'N, 08°19'E, 600 m, litter of oak forest, 28.XII.2004, leg. Wunderle (cWun); 5 exs., ca. 3 km S Aïn Draham, 36°44'N, 08°41'E, 770 m, oak forest with *Erica*, leaf litter sifted, 28.XII.2004, leg. Assing (cAss).

Comments: *Oxypoda steineri* was previously known only from the Iberian Peninsula (ASSING 2003c, TRONQUET 1999) and is here recorded from North Africa for the first time.

***Oxypoda flavicornis* KRAATZ**

Material examined: 1 ex., ca. 3 km S Aïn Draham, 36°44'N, 08°41'E, 770 m, oak forest with *Erica*, leaf litter sifted, 28.XII.2004, leg. Assing (cAss); 6 exs., ca. 2 km S Aïn Draham, 36°44'N, 08°41'E, 670 m, litter of oak forest, 28.XII.2004, leg. Wunderle (cWun).

Comments: The species is widespread in the Western Palearctic region. In North Africa it was previously known only from Morocco and Algeria; it is here recorded from Tunisia for the first time.

***Oxypoda annularis* (MANNERHEIM)**

Material examined: 2 exs., 25 km W Jendouba, ca. 10 km N Ghardimaou, Aïn Soltane, 36°29'N, 08°19'E, 600 m, litter of oak forest, 28.XII.2004, leg. Assing (cAss); 4 exs., Aïn Soltane, 36°29'N, 08°19'E, 670 m, litter of oak forest, 27.XII.2004, leg. Wunderle (cWun).

Comments: *Oxypoda annularis*, a widespread and common Palearctic species, is not indicated for Tunisia by LÖBL & SMETANA (2004), but was recorded from two Tunisian localities by NORMAND (1935).

***Oxypoda amicta* ERICHSON (Figs 36-39)**

Material examined: 1 ex., ca. 25 km SW El Fahs, 36°15'N, 09°48'E, 340 m, stream valley with poplar, 25.XII.2004, leg. Wunderle (cWun); 1 ex., ca. 20 km WNW Tebourouk, pass, 36°30'N, 09°09'E, 750 m, N-slope with rocks, litter, grass, and moss sifted, 28.XII.2004, leg. Wunderle (cWun); 1 ex., ca. 30 km E Zaghouan, 36°19'N, 10°22'E, 40 m, roadside, under stones, 29.XII.2004, leg. Wunderle (cWun).

Comments: The specimens indicated above are somewhat darker and larger than is usually the case in material from other regions, but an examination of the genitalia and a comparison with material from the Iberian Peninsula, Corsica, and Morocco revealed no evidence that they should represent a distinct species (Figs 36-39). It seems that *O. amicta* is subject to pronounced intraspecific variation, not only in size and coloration, but also in the shape of pronotum, the relative length of the elytra, and the density and the depth of the puncturation.

***Oxypoda (Mycetodrepa) contempta* sp.n. (Figs 40-46, 48)**

Holotype ♂ : TUNISIA [14] - 25 km W Jendouba, Aïn Soltane, oak forest, sifted, 600 m, 36°29'13"N, 08°19'10"E, 28.XII.2004, V. Assing / Holotypus ♂ *Oxypoda contempta* sp.n. det. V. Assing 2005 (cAss). **Paratypes** : 2 ♀♀ : same data as holotype (cAss); 1 ♀ : TUNISIA [13] - 3 km S Aïn Draham, oak forest with *Erica*, sifted, 770 m, 36°43'46"N, 08°40'44"E, 28.XII.2004, V. Assing (cAss); 2 ♀♀ : TUNISIA [11] - 25 km W Jendouba, Aïn Soltane, oak forest, sifted, 670 m,

36°29'10N, 08°18'32E, 27.XII.2004, P. Wunderle (cWun); 4♂♂, 4♀♀: TUNISIA [12] - 2 km S Aïn Draham, N-exp. oak forest, sifted, 670 m, 36°44'27N, 08°41'01E, 28.XII.2004, P. Wunderle (cWun, cAss).

Description: 3.1-4.0 mm; habitus as in Fig. 40. Coloration: head blackish; pronotum variable, bright reddish to castaneous or dark brown; elytra yellowish brown to brown; abdomen rufous, with the central area of tergite V, all of tergite VI, and the anterior half of tergite VII blackish; legs bright reddish yellow; antennae dark brown, with antennomeres I-III paler, reddish brown.

Head about as long as wide or weakly oblong (length measured from anterior margin of clypeus); eyes large, slightly shorter than postocular region in dorsal view; puncturation very fine, barely noticeable; integument with distinct fine microsculpture and almost matt. Antennae of moderate length; antennomere IV weakly transverse; IV-X of increasing width and increasingly transverse; X little more than 1.5 times as wide as long.

Pronotum 1.15-1.20 times as wide as long and 1.30-1.35 times as wide as head; distinctly narrower across anterior angles than across posterior angles; puncturation rather dense, much more distinct than that of head, and slightly granulose.

Elytra at suture approximately as long as pronotum; posterior margin distinctly sinuate near postero-external angle; puncturation slightly denser than that of pronotum, not distinctly granulose; with weak microsculpture. Hind wings fully developed. Metatarsomere I approximately as long as combined length of metatarsomeres II-IV.

Abdomen distinctly narrower than elytra, widest at base, tapering posteriad; with very dense fine puncturation everywhere; without or with very shallow microsculpture; posterior margin of tergite VII with palisade fringe.

♂: posterior margin of tergite VIII convex, that of sternite VIII distinctly pointed; median lobe of aedeagus with short and, in lateral view, rather compact ventral process (Figs 41-44); apical lobe of paramere as in Fig. 45.

♀: tergite VIII similar to that of ♂; posterior margin of sternite VIII weakly convex; spermatheca as in Fig. 46.

Etymology: The name (Lat., adj.: neglected, unnoticed) refers to the fact that this species has apparently been confounded with the similar *O. formosa* KRAATZ in the past.

Comparative notes: In the key to the Western Palaearctic representatives of the subgenus *Mycetodrepa* THOMSON (ZERCHE 1999), *O. contempta* would key out with *O. formosa*, from which it is indistinguishable based on external characters alone. A reliable separation of both species must be based on an examination of the aedeagus, especially the apex of the ventral process of the median lobe, which is more acute in *O. formosa* both in ventral and in lateral view; for illustrations of the genitalia of *O. formosa* see ZERCHE (1999).

Distribution and bionomics: The type localities are situated in northwestern Tunisia near Aïn Soltane (Fig. 48) and Aïn Draham, where the types were sifted from the leaf litter of oak forests at altitudes of 600-700 m. Future revisionary work will have to clarify, if part or all of the previous records of *O. formosa* from North Africa (FAUVEL 1902, NORMAND 1935, ZERCHE 1999) in fact refer to *O. contempta*.

Acknowledgement

I am grateful to Benedikt Feldmann, Münster, for proof-reading the manuscript.

Zusammenfassung

Fünf Staphylinidenarten werden beschrieben und abgebildet: *Sunius bihamatus* sp.n., *Cypha armata* sp.n., *Paraleptusa goraica* sp.n., *Geostiba (Trachyglutosipalia) mutabilis* sp.n. und *Oxypoda (Mycetodrepa) contempta* sp.n. Eine Reihe von wenig bekannten Arten werden nachgewiesen; darunter befinden sich acht Erstmachweise aus Tunesien; vier davon sind gleichzeitig Erstmachweise für Nordafrika.


References

- ASSING V. (1999): Über *Astenus longelytratus* PALM, *A. brevelytratus* LOHSE und *A. lyonessius* (JOY) (Col., Staphylinidae). — Entomol. Blätter 95: 32-34.
- ASSING V. (2003a): On the taxonomy of *Gyrohypnus* LEACH: new synonymies, new species, and a key to the Western Palaearctic and Middle Asian representatives of the genus (Insecta: Coleoptera: Staphylinidae). — Entomol. Blätter 99: 55-81.
- ASSING V. (2003b): A revision of the Western Palaearctic species of *Diochus* (Coleoptera: Staphylinidae: Staphylininae: Diochini). — Entomol. Problems 33: 111-117.
- ASSING V. (2003c): New species and records of *Oxypoda* MANNERHEIM from Spain (Coleoptera: Staphylinidae, Aleocharinae). — Linzer biol. Beitr. 35 (2): 813-829.
- ASSING V. (2004a): Two new species of *Cypha* LEACH from Spain (Coleoptera: Staphylinidae, Aleocharinae). — Linzer biol. Beitr. 36 (2): 735-740.
- ASSING V. (2004b): New species and records of Staphylinidae from Greece (Insecta: Coleoptera). — Linzer biol. Beitr. 36 (2): 593-613.
- ASSING V. (2004c): New species and records of Staphylinidae from Turkey III (Insecta: Coleoptera). — Linzer biol. Beitr. 36 (2): 669-733.
- ASSING V. (in press a): A revision of the genus *Leptobium* CASEY (Coleoptera: Staphylinidae: Paederinae). — Stuttg. Beitr. Naturk. (2005).
- ASSING V. (in press b): A revision of Western Palaearctic *Medon*: the species of the Atlantic Islands, the Western Mediterranean, and Europe, except for the southeast (Insecta: Coleoptera: Staphylinidae: Paederinae). — Bonner zool. Beitr. (2005).
- ASSING V. (in press c): On the Western Palaearctic species of *Drusilla* LEACH, with special reference to the species of the Eastern Mediterranean (Coleoptera: Staphylinidae, Aleocharinae). — Koleopterol. Rdsch. (2005)
- COIFFAIT H. (1972): Coléoptères Staphylinidae de la région paléarctique occidentale. I. Généralités; sous-fam. Xantholininae et Leptotyphlinae. — Nouv. Rev. Entomol., Suppl. 2 (2): 1-651.
- COIFFAIT H. (1974): Coléoptères Staphylinidae de la région paléarctique occidentale. II. Sous famille Staphylininae, Tribus Philonthini et Staphylinini. — Nouv. Rev. Entomol., Suppl. 4 (4): 1-593.
- COIFFAIT H. (1978): Coléoptères Staphylinidae de la région paléarctique occidentale. III. Sous famille Staphylininae, Tribu Quediini. Sous famille Paederinae, Tribu Pinophilini. — Nouv. Rev. Entomol., Suppl. 8 (4): 1-364.
- COIFFAIT H. (1982): Coléoptères Staphylinidae de la région paléarctique occidentale. IV. Sous famille Paederinae. Tribu Paederini 1 (Paederi, Lathrobii). — Nouv. Rev. Entomol., Suppl. 12 (4): 1-440.

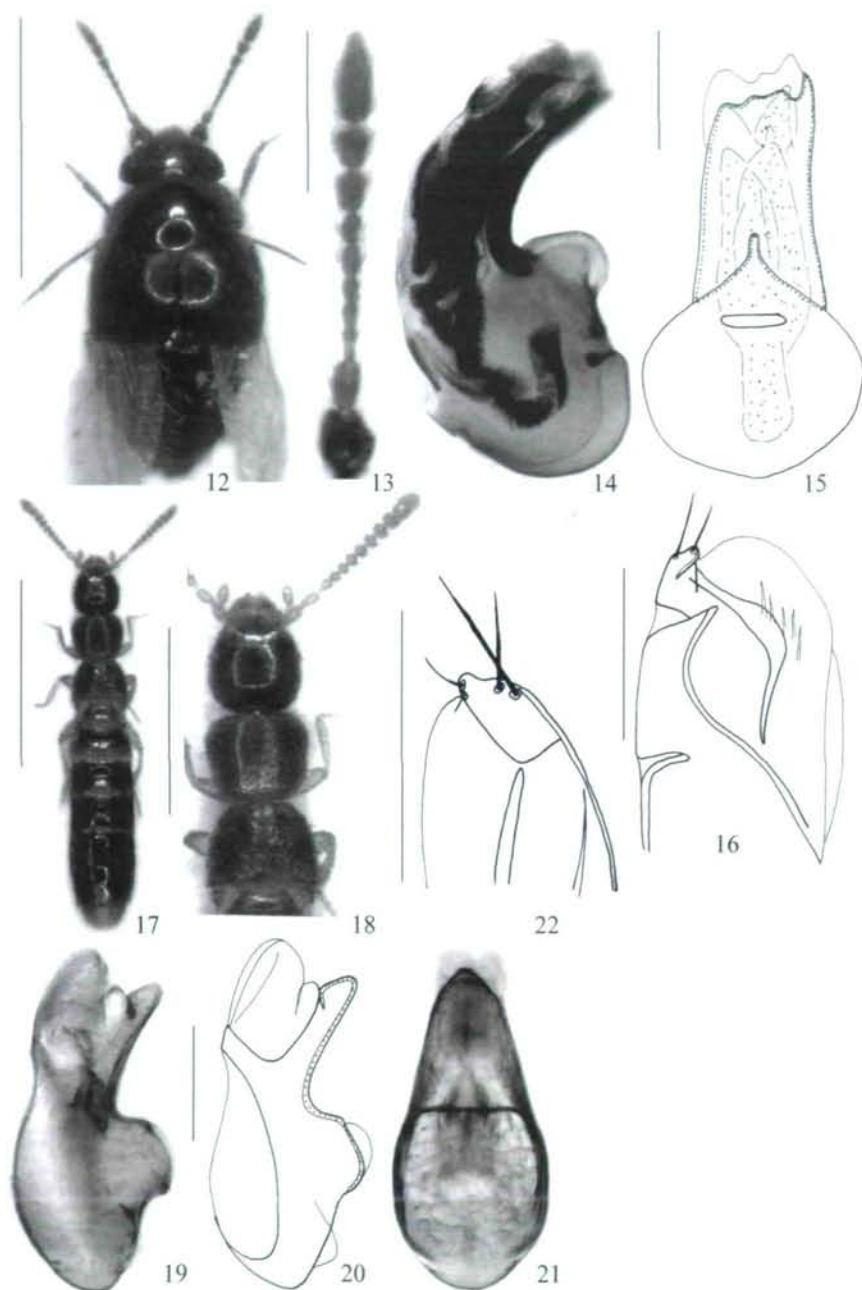
- COIFFAIT H. (1984): Coléoptères Staphylinidae de la région paléarctique occidentale. V. Sous famille Paederinae Tribu Paederini 2, Sous famille Euaesthetinae. — Nouv. Rev. Entomol., Suppl. 13 (4): 1-424.
- DAUPHIN P. (2003): Redescription de *Cypha seminula* (ERICHSON, 1839) et de *Cypha apicalis* (BRISOUT, 1863) (Coleoptera Staphylinidae Aleocharinae Oligotini). — Bull. Soc. linn. Bordeaux 31: 117-122.
- DAUPHIN P. (2004): Notes sur les *Cypha* (= *Hypocyphus*) d'Europe occidentale (Coleoptera Staphylinidae Aleocharinae). — Bull. Soc. linn. Bordeaux 31: 117-122.
- FAGEL G. A. (1958): Contribution à la connaissance des Staphylinidae. LII. Sur quelques espèces du bassin méditerranéen. — Bull. Ann. Soc. R. Entomol. Belg. 94: 232-248.
- FAUVEL A. (1878): Les Staphylinides de l'Afrique boréale. — Bull. Soc. Linn. Norm. (3) 2: 83-162.
- FAUVEL A. (1886): Les Staphylinides du nord de l'Afrique. — Rev. Entomol. 5: 9-100.
- FAUVEL A. (1897): Catalogue des Staphylinides de la Barbarie et des Îles Açores, Madères, Salvages et Canaries. — Rev. Entomol. 16: 237-371.
- FAUVEL A. (1902): Catalogue des Staphylinides de la Barbarie, de la Basse-Égypte et des Îles Açores, Madères, Salvages et Canaries. — Rev. Entomol. 21: 45-189.
- HERMAN L. H. (2001): Catalog of the Staphylinidae (Insecta: Coleoptera). 1758 to the end of the second millennium. Volumes I-VII. — Bull. Am. Mus. Nat. Hist. 265: 1-4218.
- KOCH C. (1937): Beitrag zur Systematik und geographischen Verbreitung der *Achenium*-Arten. Col. Staph. — Pubbl. Mus. Entomol. "Pietro Rossi" Duino 2: 51-187.
- LÖBL I. & A. SMETANA (eds.) (2004): Catalogue of Palearctic Coleoptera. II. Hydrophiloidea - Histeroidea - Staphylinoidea. — Stenstrup, 924 pp.
- LUZE G. (1902): Revision der paläarktischen Arten der Staphyliniden-Gattungen *Hypocyptus* MANNH., *Typhlocyptus* SAULCY, *Coproporus* KRAATZ und *Leucoparyphus* KRAATZ, nebst einer systematischen Uebersicht der Tachyporinen-Genera. — Verh. zool.-bot. Ges. Wien 52: 171-194.
- NORMAND H. (1914): Coléoptères nouveaux de la faune tunisienne (7e note). — Bull. Soc. ent. Fr. 1914: 301-314.
- NORMAND H. (1935): Contribution au catalogue des coléoptères de Tunisie (4me fascicule). — Bull. Soc. Hist. Nat. Afr. Nord 25(9): 356-390.
- NORMAND H. (1938): Contribution au catalogue des coléoptères de Tunisie (13e fascicule). Premier supplément. — Bull. Soc. Hist. Nat. Afr. Nord 29: 337-371.
- NORMAND H. (1947): Contribution au catalogue des coléoptères de Tunisie. Troisième supplément (fascicule 2). — Bull. Soc. Géogr. Archél. Prov. Oran 66-67 (1945-1946): 116-131.
- PALM T. (1935): Die nordischen *Hypocyptus* MANNERH. (Coleoptera - Staphylinidae), mit Beschreibung zweier neuer Arten. — K. Vet. O. Vitterh. Samh. Handl. Ser. B 4 (13): 1-38.
- PALM T. (1966): Svensk Insektfauna. 9. Skalbaggar. Coleoptera. Kortvingar: Fam. Staphylinidae. Unterfam. Habrocerinae, Trichophyinae. Häfte 4, Stockholm: 93 pp.
- PEYERIMHOFF P. DE (1914): Nouveaux coléoptères du Nord-Africain (dix-huitième note: Récoltes de M. R. de borde à Biskra). — Bull. Soc. Entomol. Fr. 1914 (8): 245-251.
- PEYERIMHOFF P. DE (1917): Nouveaux coléoptères du Nord-Africain (Vingt-cinquième note avec des renseignements synonymiques sur les Silphidae et les Histeridae). — Ann. Soc. Entomol. Fr. 86: 117-148.
- PEYERIMHOFF P. DE (1949): Études et descriptions de coléoptères marocains. II. — Bull. Soc. Sci. Nat. Maroc 25-27: 248-308.
- PUTHZ V. (1971): Neue *Stenus*-Arten der *erichsoni-ludyi-coarcticollis*-Gruppe (Coleoptera, Staphylinidae). — Bull. Inst. r. Sci. nat. Belg. 47 (14): 1-9.

- PUTHZ V. (1994): Beiträge zur Kenntnis der Steninen CCXXXIX. Eine neue *Stenus*-Art aus Nordafrika (Staphylinidae, Coleoptera) [sic]. — *Philippia* 6: 411-414.
- TRONQUET M. (1999): Sur quelques *Oxypoda* des collections A. Fauvel et G. Fagel; *Derocala lucida* n.sp. (Coleoptera, Staphylinidae). — *Bull. Soc. Entomol. Fr.* 104: 167-181.
- ZERCHE L. (1999): Die westpaläarktischen Arten der *Oxypoda*-Untergattung *Mycetodrepa* THOMSON (Coleoptera: Staphylinidae, Aleocharinae, Oxypodini). — *Beitr. Entomol. Berlin* 49: 261-294.

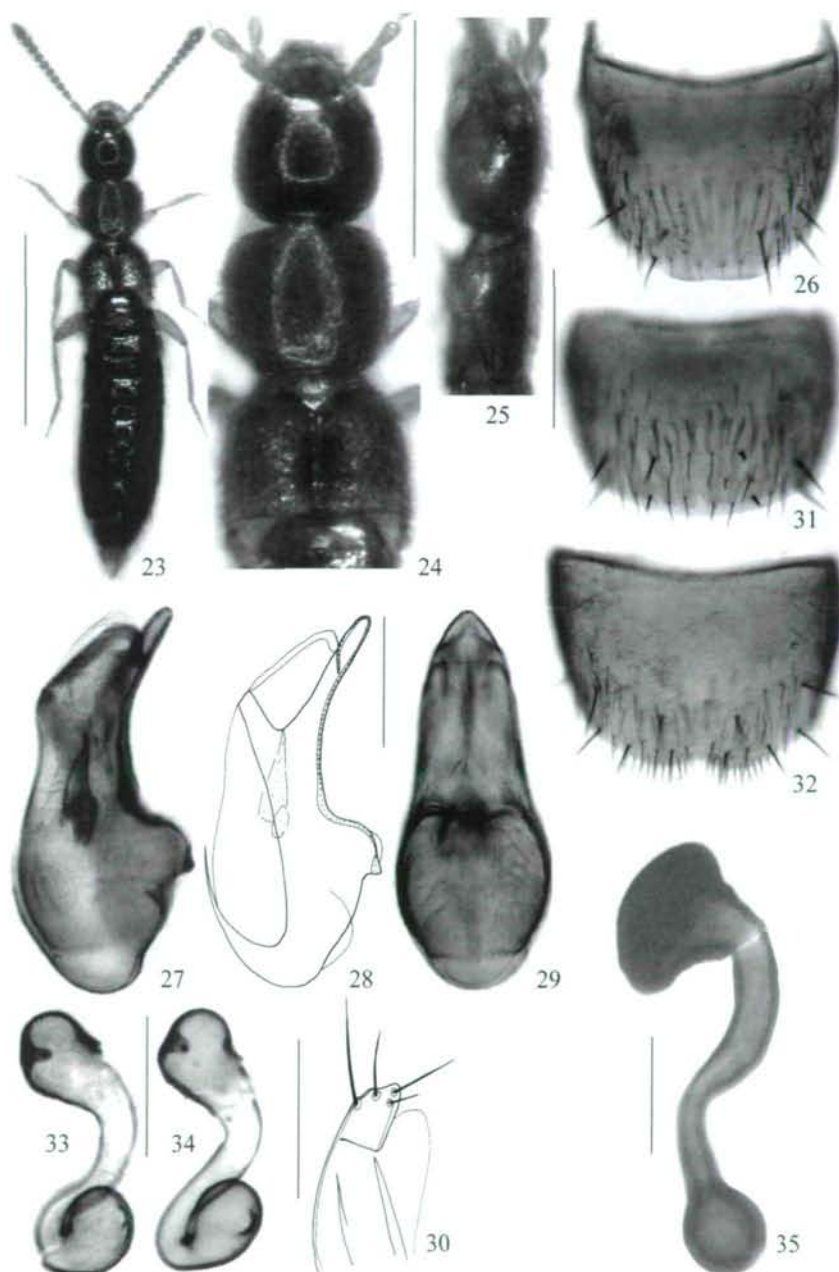
Author's address: Dr. Volker ASSING
Gabelsbergerstr. 2
D-30163 Hannover, Germany
E-Mail: vassing.hann@t-online.de



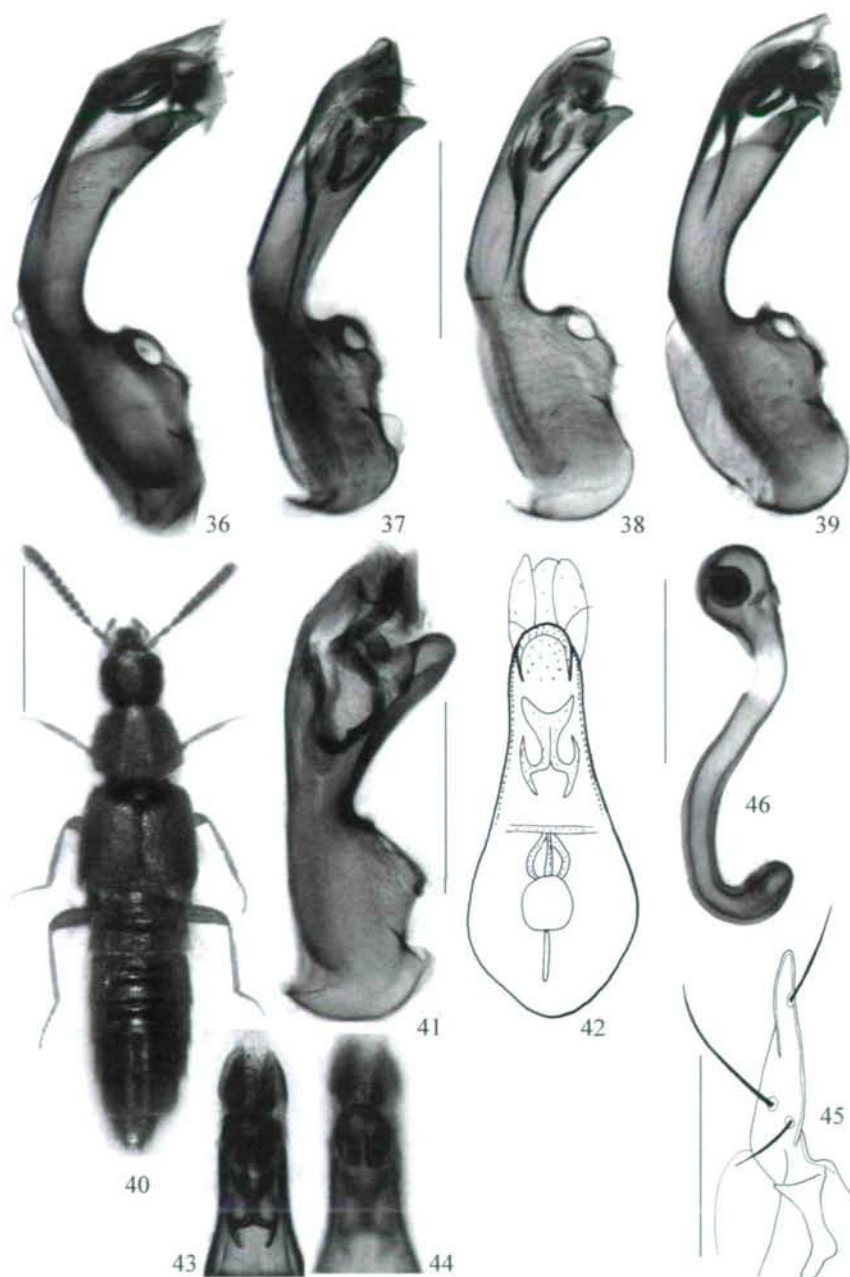
Figs 1-11: *Aphaenostemmus bordei* PEYERIMHOFF (1), *Stenus algiricus* PUTHZ (Aïn Soltane) (2-3), *Pseudolathra lusitanica* (ERICHSON) (4), *Sunius fagniezi* (PEYERIMHOFF) (5-6), and *Sunius bihamatus* sp.n. (7-11; 7, 10-11: holotype): (1, 2, 7) habitus; (3) forebody; (4, 5, 10) aedeagus in lateral view; (6, 11) apical part of aedeagus in ventral view; (8) ♂ sternite VII; (9) ♂ sternite VIII. Scale bars: 1-5, 7: 1.0 mm; 6, 8-11: 0.2 mm.



Figs 12-22: *Cypha armata* sp.n., holotype (12-16) and *Paraleptusa goraaica* sp.n., holotype (17-22): (12, 17) habitus; (13) antenna; (18) forebody; (14-15, 19-21) median lobe of aedeagus in lateral and in ventral view; (16, 22) apical part of paramere. Scale bars: 12, 17: 1.0 mm; 18: 0.5 mm; 13: 0.2 mm; 14-16, 19-22: 0.1 mm.



Figs 23-35: *Geostiba mutabilis* sp.n. (23-34) and *Drusilla kabyliana* (FAGEL) (35): (23) habitus (σ); (24) σ forebody; (25) head and pronotum in lateral view; (26) σ tergite VIII; (27-29) median lobe of aedeagus in lateral and in ventral view; (30) apical lobe of paramere, (31) ϕ tergite VIII; (32) σ sternite VIII; (33-35) spermatheca. Scale bars: 23: 1.0 mm; 24-25: 0.5 mm; 26, 31-32: 0.2 mm; 27-30, 33-35: 0.1 mm.



Figs 36-46: *Oxypoda amicta* ERICHSON (36-39) and *Oxypoda contempta* sp.n. (40-46): (36-39, 41) median lobe of aedeagus in lateral view (36): [Corsica]; (37): [Spain, Andalucia]; (38-39): [Tunisia]; (41-45): holotype; (40) habitus; (42) median lobe of aedeagus in ventral view; (43-44) apical part of median lobe of aedeagus in ventral view; (45) apical lobe of paramere, (46) spermatheca. Scale bars: 40: 1.0 mm; 36-39, 41-45: 0.2 mm; 46: 0.1 mm.



Fig. 47: Type locality of *Sunius bihamatus* sp.n., *Cypha armata* sp.n., *Paraleptusa goraica* sp.n., and *Geostiba mutabilis* sp.n. north of Teboursouk.



Fig. 48: Type locality of *Oxypoda contempta* sp.n. (Aïn Soltane).

ZOBODAT - www.zobodat.at

Zoologisch-Botanische Datenbank/Zoological-Botanical Database

Digitale Literatur/Digital Literature

Zeitschrift/Journal: [Linzer biologische Beiträge](#)

Jahr/Year: 2005

Band/Volume: [0037_1](#)

Autor(en)/Author(s): Assing Volker

Artikel/Article: [New species and records of Staphylinidae from Tunisia \(Insecta: Coleoptera\) 749-770](#)