

Linzer biol. Beitr.	42/1	523-528	30.7.2010
---------------------	------	---------	-----------

**New data on the Xantholinini from the Oriental Region. XXII.
New species from Laos (Coleoptera, Staphylinidae)
203° contribution to the knowledge of the Staphylinidae**

A. BORDONI

A b s t r a c t : The following species are described from Laos: *Metolinus laotianus* nov.sp., similar to *M. gardneri* (CAMERON) from Oriental Region; *Mahavana anomala* nov.sp., very different from the other species of the genus by external and aedeagical characters; *Erymus puphan* nov.sp., related to *E. minutus* BORDONI from Borneo.

K e y w o r d s : Coleoptera, Staphylinidae, Xantholinini, *Oculolabrus*, *Metolinus*, *Mahavana*, *Erymus*, *Atopolinus*, new species, Laos.

Introduction

The Xantholinini of Laos are very little known because of the difficult environmental and political conditions of this region. During the revision of the Xantholinini of the Oriental Region (BORDONI 2002) had already highlighted this situation, stressing that had only been able to study ancient specimens collected from Vientiane and a few specimens collected more recently by colleagues of the Museum of Wien near Nam Tha. In the cited book I wrote that I had known in Laos only 9 species. I then studied further (BORDONI 2003) specimens of the collection of Tateo Ito of Kyoto, describing two new species and citing two other species.

I take the opportunity to reintroduce here the figures for the two new species described in 2003 that were difficult to read due to technical problems: *Oculolabrus laotianus* and *Atopolinus sulcatus*.

The new species described here, preserved in the collection of Michael Schülke in Berlin (cS), contribute at the knowledge of the Lao Xantholinini.

***Metolinus laotianus* nov.sp.**

T y p e m a t e r i a l : Holotype ♂: NE Laos, Hu Phan Prov., Ban Saluei, Pu Phan mts, 1500-2000 m, 20.15N, 102.02E, D. Hauck 2.IV-1.V.2001 (cS).

D e s c r i p t i o n : Body length 5.5 mm; length from anterior margin of head to posterior margin of elytra 3 mm. Brown black with the posterior margin of elytra yellowish. Antennae and legs testaceous. Sixth abdominal segment and genital segment yellow reddish.

Tergite and sternite of male genital segment as in Figs 1-2. Aedeagus (Fig. 3) minute (0.85 mm long), with arched and thin parameres; internal sac large, covered by tiny and dense scales and with three spines.

Distribution: Known only from the type locality.

Etymology: The epithet is based on the name of Laos.

Notes: This species is similar to *M. gardneri* (CAMERON 1945) from the Oriental Region, but differs by the almost flat body, longer elytra, very large scutellum, fine and dense punctation of elytra, placed in numerous series.

***Mahavana anomala* nov.sp.**

Type material: Holotype ♂: NE Laos, Xamneua, Seleui vil., Phu Pan, T. Tsuru et al. 16-24.V.2004 (cS).

Description: Body length 5 mm; length from anterior margin of head to posterior margin of elytra 2.5 mm. Yellow with brown head. Head elongate (fig. 4), narrow, slightly dilated anteriorly, with large and protruding eyes. Antennae without particular characters. Surface shiny, with fine and scattered punctures and long yellow pubescence. Pronotum narrow, slightly longer and narrower than head, with very oblique anterior margins and obsolete anterior angles, sides almost not sinuate. Surface shiny, with dorsal series of 10-11 punctures and lateral series of 6-7 irregular punctures. Elytra very large, wide, distinctly larger, wider and much longer than pronotum, with distinct humeri. Surface slightly irregular, with fine and dense punctation placed in numerous series. Abdomen with polygonal micro reticulation and very fine and very scattered punctation.

Male genital segment long and narrow (Fig. 5); sternite of the same as in Fig. 6. Aedeagus (Fig. 7) ovoid, very minute (0.74 mm long), with symmetrical parameres of peculiar shape; internal sac with three areas of very tiny scales and distal series of large scales.

Distribution: Known only from the type locality.

Etymology: The epithet is based on the Latin *anomalus*- *a-* *um* (anomalous) by the shape of the antennae, head and aedeagus.

Notes: This species differs from the other species of the genus by the antennae without big antennomeres, head narrow and slightly dilated anteriorly, sexual characters.

***Erymus puphan* nov.sp.**

Type material: Holotype ♂: NE Laos, Hu Phan Prov., Ban Saluei, Pu Phan mts, 1500-2000 m, 20.15N, 102.02E, D. Hauck 2.IV-1.V.2001 (cS).

Description: Body length 4.5 mm; length from anterior margin of head to posterior margin of elytra 2.5 mm. Peculiar body by the general structure, narrow and slender, closely related to *E. minutus* BORDONI 2004 from Borneo, but slightly longer, with more protruding eyes and blackish coloration. Head black, pronotum and abdomen brown black, elytra and antennae brown, legs testaceous. Head (Fig. 8) of peculiar size, slender in shape than other species of the genus, anteriorly dilated, with very protruding eyes. Surface shiny, with distinct and scattered punctures. Pronotum narrow, narrower and longer than head, with anterior margins very oblique and largely rounded anterior angles. Surface shiny, with dorsal series of 6 very scattered punctures and lateral series of 3 anterior punctures. Elytra very large, longer and wider than pronotum, dilated back-

wards, with distinct humeri. Surface shiny, with some series of punctures. Abdomen with fine and dense transversal micro striature and fine punctuation.

Male genital segment and sternite of the same as in Figs 9-10. Aedeagus (Fig. 11) very tiny (0.48 mm long), with long parameres and internal sac with an S-like brown structure.

D i s t r i b u t i o n : Known only from the type locality.

E t y m o l o g y : The epithet is based on the type locality, Pu Phan Mountains as a noun in apposition.

N o t e : As I mentioned in the introduction, I propose again the figures of the sexual characters of the species described in the contribution of 2003, as unclear in that publication: *Oculolabrus laotianus* BORDONI (Figs 12-14) and *Atopolinus sulcatus* BORDONI (Figs 15-18).

Acknowledgements

I wish to thank Michael Schülke of Berlin for providing the material necessary for this study.

Zusammenfassung

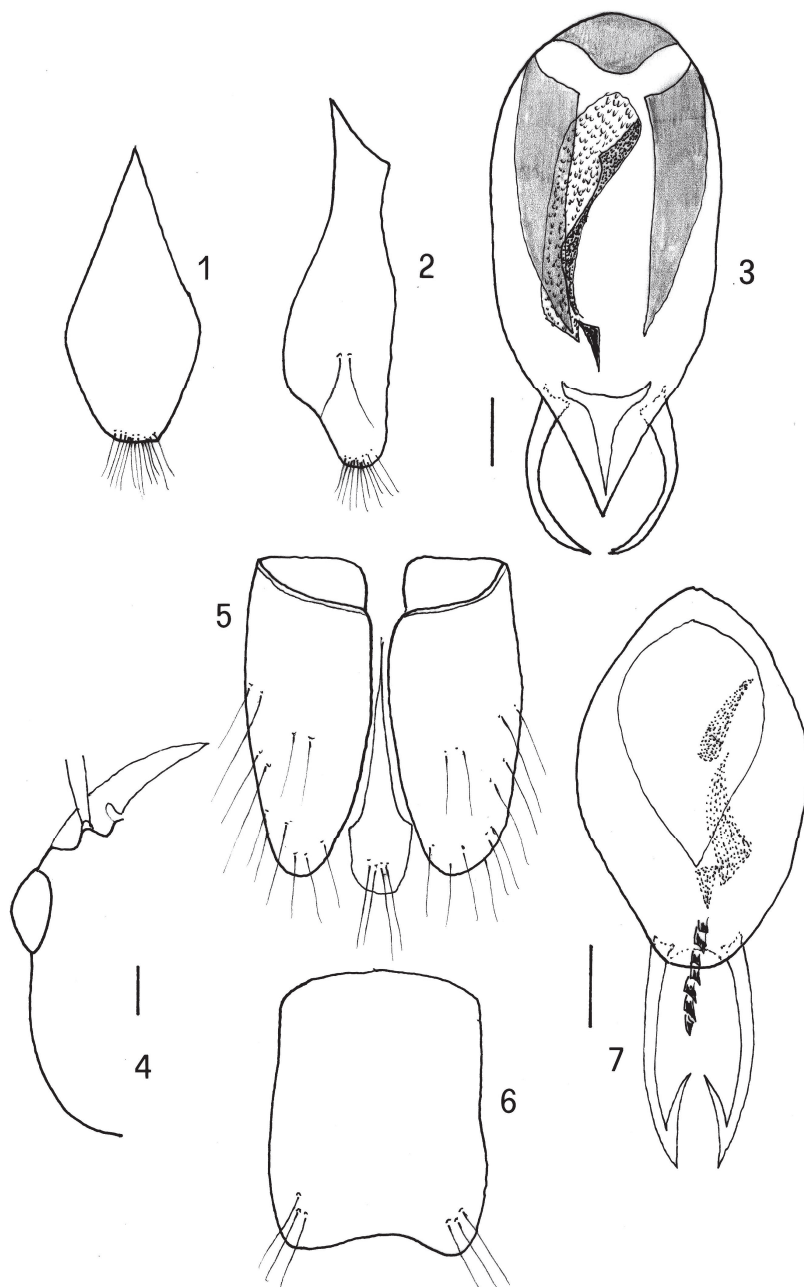
Folgende drei Arten der Käferfamilie Staphylinidae wurden aus Laos beschrieben: *Metolimus laotianus* nov.sp., ähnlich der *M. gardneri* (CAMERON) aus der Orientalischen Region; *Mahavana anomala* nov.sp., unterscheidet sich deutlich von den weiteren Arten der Gattung in äußeren Merkmalen und im Genitalbau; *Erymus puphan* nov.sp., vergleichbar mit *E. minutus* BORDONI aus Borneo.

References

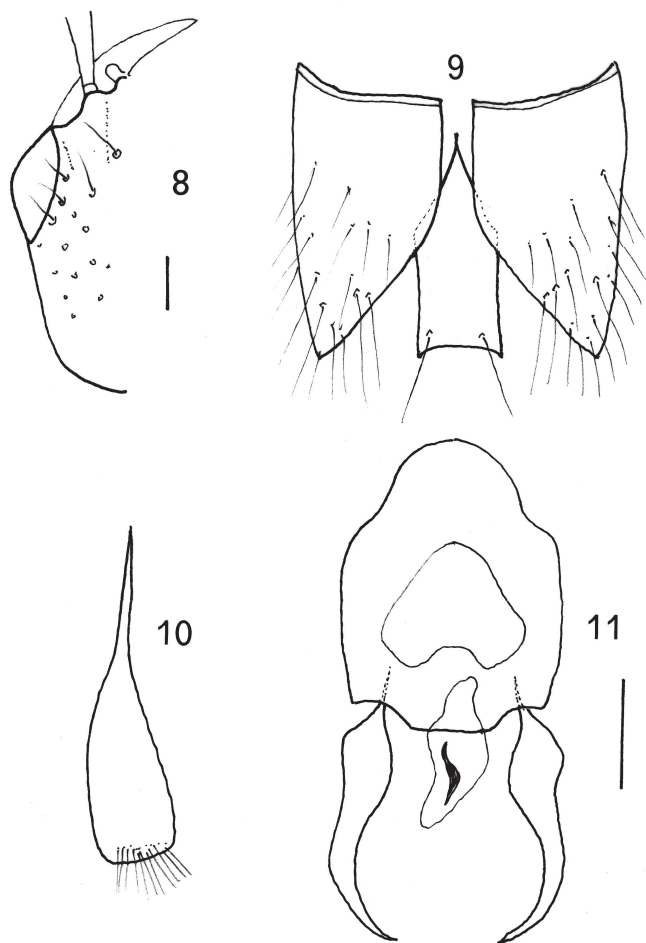
- BORDONI A. (2002): Xantholinini della Regione Orientale (Coleoptera: Staphylinidae). Classificazione, filogenesi e revisione tassonomica. — Monografie del Museo regionale di Scienze naturali, Torino **33**: 998 pp.
- BORDONI A. (2003): Nuovi dati per la conoscenza degli Xantholinini della regione orientale. IV. Nuove specie della collezione Tateo Ito di Kyoto (Coleoptera: Staphylinidae). — *Animma* **X** (3): 1-13.

Author's address:

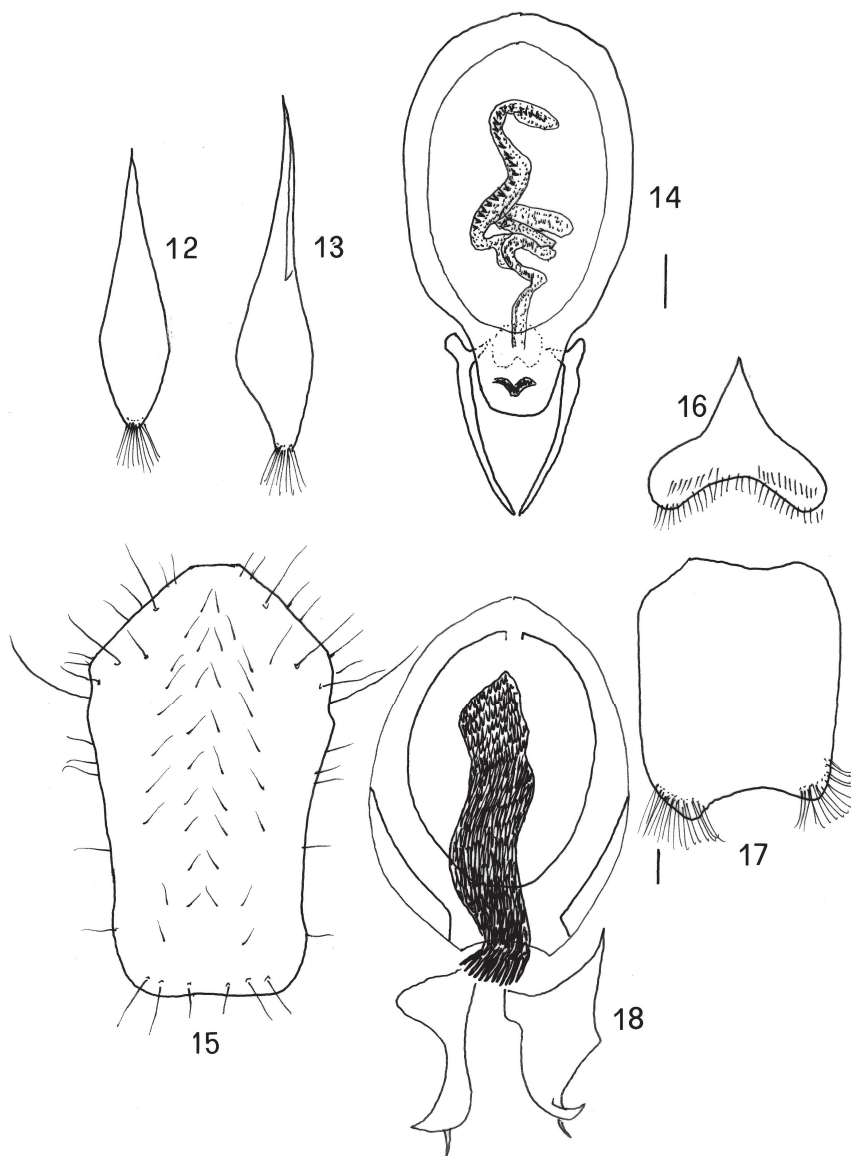
Dr. Arnaldo BORDONI
Museo Zoologico de «La Specola»
Via Romana, 17
I-50125, Firenze, Italia
E-mail: arnaldo.bordoni@libero.it



Figs 1-7: *Metolinus laotianus* nov.sp.: tergite (1) and sternite (2) of the male genital segment, aedeagus (3); *Mahavana anomala* nov.sp.: head (right half omitted) (4), male genital segment (5), sternite of the same (6), aedeagus (7) (scale: 0.1 mm).



Figs 8-11: *Erymus puphan* nov.sp.: head (right half omitted) (8), male genital segment (9), sternite of the same (10), aedeagus (11) (scale: 0.1 mm).



Figs 12-18: *Oculolabrus laotianus* BORDONI: tergite (12) and sternite (13) of the male genital segment, aedeagus (14); *Atopolinus sulcatus* BORDONI: pronotum (15), tergite (16) and sternite (17) of the male genital segment, aedeagus (18) (scale: 0.1 mm).

ZOBODAT - www.zobodat.at

Zoologisch-Botanische Datenbank/Zoological-Botanical Database

Digitale Literatur/Digital Literature

Zeitschrift/Journal: [Linzer biologische Beiträge](#)

Jahr/Year: 2010

Band/Volume: [0042_1](#)

Autor(en)/Author(s): Bordoni Arnaldo

Artikel/Article: [New data on the Xantholinini from the Oriental Region. XXII. New species from Laos \(Coleoptera, Staphylinidae\) 203° contribution to the knowledge of the Staphylinidae 523-528](#)