

Linzer biol. Beitr.	42/2	1105-1124	19.12.2010
---------------------	------	-----------	------------

Four new species and additional records of Staphylinidae from Spain, primarily from the south (Insecta: Coleoptera)

V. ASSING

A b s t r a c t : *Astenus (Eurysunius) shavrini* nov.sp. (Spain: Andalucía), *Oxypoda (Deropoda) lencinai* nov. sp. (Spain: Murcia), *Oxypoda (Sphenoma?) defossa* nov.sp. (Spain: Andalucía), and *Cousya deminuta* nov.sp. (Spain: Murcia) are described and illustrated. A lectotype is designated for *Quedius aetolicus* KRAATZ 1858; its male primary and secondary sexual characters are illustrated. *Atheta oxypodoides* BRUNDIN 1952 and *Homalota pellucida* FAUVEL 1878 are moved from *Paradilacra* BERNHAUER 1909 and reinstated in *Acrotone* THOMSON 1859. Additional records of 43 species of Staphylinidae are reported from Spain, among them twelve new country records (Canary Islands excluded); the previously doubtful presence of three species is confirmed. Seven species are reported from France, Portugal, Morocco, and/or Azerbaijan, respectively, for the first time.

K e y w o r d s : Coleoptera, Staphylinidae, Spain, taxonomy, *Quedius*, *Oxypoda*, *Cousya*, new species, lectotype designation, distribution, new records.

Introduction

Disregarding the Scydmaeninae, the latest addition to the family, the known species inventory of the Staphylinidae fauna of Spain, exclusive of the Canary Islands, currently comprises more than 1500 species. Continuous discoveries of both undescribed taxa and widespread species not yet recorded from Spanish territory, however, suggest that this figure may still increase significantly if collecting activity and taxonomic research were intensified (ASSING 2008).

The present study is based primarily on material collected with flight interception traps, other trapping methods, and soil washing and kindly made available to me by José Luis Lencina (Jumilla) and Carmelo Andújar (Murcia), as well as on Staphylinidae collected during a recent field trip to Cádiz (S-Spain: Andalucía) conducted by Paul Wunderle and the author. Additional material from Andalucía was supplied by Alexey Shavrin (Irkutsk). An examination of this material yielded not only four species new to science, but also numerous records of zoogeographic interest, among them several new country records and new records from the Iberian Peninsula. Several additional records were communicated to me by Benedikt Feldmann (Münster). For some of the species listed below, records from other countries are reported, too, including six new country records from Portugal, France, Morocco, and Azerbaijan.

Material and methods

The material referred to in this study is deposited in the following public institutions and private collections:

- MNHUB..... Museum für Naturkunde der Humboldt-Universität Berlin (J. Frisch)
SDEI Senckenberg Deutsches Entomologisches Institut, Müncheberg (L. Behne, D. Werner)
cAss..... author's private collection
cFel private collection Benedikt Feldmann, Münster
cSch..... private collection Michael Schülke, Berlin
cSha..... private collection Alexey Shavrin, Irkutsk
cVog..... private collection Jürgen Vogel, Görlitz
cWun..... private collection Paul Wunderle, Mönchengladbach

The morphological studies were carried out using a Stemi SV 11 microscope (Zeiss Germany) and a Jenalab compound microscope (Carl Zeiss Jena). A digital camera (Nikon Coolpix 995) was used for the photographs.

Head length was measured from the anterior margin of the frons (*Astenus*) or from the anterior margin of the clypeus (*Oxypoda*, *Cousya*) to the posterior margin of the head, elytral length at the suture from the apex of the scutellum to the posterior margin of the elytra, and the length of the aedeagus from the apex of the median lobe (ventral process) to the base of the capsule.

Results

Bacillopsis balearica (BREIT 1908)

Material examined: Spain: Islas Baleares: 2 exs., Mallorca, Galilea, Puygpnient, 39.61°N, 2.50°E, 390 m, olive grove, soil washing, 11.XII.2009, leg. Andújar & Lencina (cAss); 4 exs., Calvia, 39.57°N, 2.53°E, 125 m, Algarrobo, soil washing beneath carob (*Ceratonia siliqua*), 11.XII.2009, leg. Andújar & Lencina (cAss).

Comment: The known distribution of this endogean species is confined to Mallorca (HERMAN 2001).

Paraphloeostiba gayndahensis (MACLEAY 1873)

Material examined: Spain: Castilla-La Mancha: 1 ex., Albacete, Motilla, Rio Júcar, 635 m, at light, 26.IV.2004, leg. Lencina & Lencina (cAss). Murcia: 2 exs., Jumilla, Olmedo del Portichuelo, 38°20'N, 1°23'W, 625 m, flight interception trap, 7.VII.-10.VIII.2009, leg. Lencina (cAss); 7 exs., Jumilla, Olmeda del Portichuelo, 13.IX.2008, leg. Lencina (cAss); 4 exs., Jumilla, El Portichuelo, 575 m, 38°31'N, 1°22'W, 4.VI.2009, leg. Lencina (cAss); 1 ex., Sierra de Segura, 38°13'N, 1°14'W, 410 m, flight interception trap, 30.VI.-4.VIII.2009, leg. Lencina (cAss); 6 exs., Jumilla, Sierra del Carche, FIT, 22.VII.-9.VIII. 2008, leg. Lencina (cAss); 6 exs., Jumilla, Sierra del Carche, 38°26'N, 1°10'W, 1050 m, flight interception trap, 12.-27.V.2006, leg. Lencina & Gallego (cAss). Baleares: 1 ex. [det. Feldmann], Mallorca, Son Carrió, VI.2004, compost, leg. Feldmann (cFel).

Comment: This adventive species was first recorded from Europe and is now widespread in West Europe (including the Atlantic Islands) eastwards to Central Europe

(HERMAN 2001, SMETANA 2004). According to SMETANA (2004), it has been reported also from mainland Spain, but primary records are unknown to me.

***Phyllodrepa salicis* (GYLLENHAL 1810)**

Material examined: Spain: Castilla - La Mancha : 3 exs. [det. Zanetti], Villaverde de Guadalimar (AB), Arroyo de la Puerta, 1275 m, 10.X.2005, leg. Lencina & Andújar (cAss).

Comment: This rare species is widespread in Europe, but was previously unknown from Spain and the whole of the Iberian Peninsula (SMETANA 2004).

***Astenus (Eurysunius) shavrini* nov.sp.** (Figs 1-5)

Type material: Holotype ♂: "Spain, Andalucía, Sierra Magina, Cerro Magina, h 2000-2100 m, 26-28.03.2010, Shavrin & Anishchenko leg. / Holotypus ♂ *Astenus shavrini* sp. n. det. V. Assing 2010" (cAss).

Description: Body length 4.5 mm. Habitus as in Fig. 1. Coloration: forebody reddish; abdomen dark-brown, with the posterior margins of the segments reddish; legs and antennae reddish.

Head strongly transverse, 1.25 times as wide as long, distinctly widened behind eyes (Fig. 2); punctation relatively fine, dense, and granulose; interstices with microsculpture and on average approximately as wide as average diameter of punctures; eyes small, not projecting from lateral contours of head, little more than half as long as postocular region in dorsal view. Antennae short; antennomeres V-VIII only indistinctly oblong (Fig. 3).

Pronotum strongly transverse, 1.35 times as wide as long and 1.1 times as wide as head (Fig. 2); antero-laterally with rather extensive sub-circular impression on either side; anterior and posterior angles each with very long black seta; punctation granulose, denser and more distinctly granulose in lateral than in median portions; interstices without distinct microreticulation and distinctly more glossy than those of head.

Elytra extremely short, approximately 0.5 times as long as pronotum (Fig. 2), postero-laterally with rather extensive and deep impression; lateral margins with numerous long dark setae; punctation coarser than that of pronotum, somewhat granulose; interstices without microsculpture. Hind wings absent. Legs short; tibiae flattened; metatibia approximately 0.45 mm long; metatarsus approximately 0.7 times as long as metatibia.

Abdomen approximately as wide as elytra; punctation dense and moderately fine; interstices without distinct microsculpture and glossy; posterior margin of tergite VII without palisade fringe.

♂: sternite VIII with the usual posterior excision, otherwise unmodified; aedeagus shaped as in Figs 4-5; apex of ventral process rounded in ventral view.

Ety m o l o g y : The species is dedicated to Alexey Shavrin, one of the collectors of the holotype.

Comparative notes: In external appearance, *A. shavrini* somewhat resembles *A. latus* (ROSENHAUER) from southern Andalucía. It is distinguished from this species by the distinct microsculpture and the different punctation on the head (*A. latus*: shallowly areolate), the much more transverse pronotum, the presence of antero-lateral impressions on the pronotum, the even shorter and more transverse elytra, and by the shape of the aedeagus (*A. latus*: apex of ventral process concave in ventral view).

Distribution and bionomics: The type locality is situated in Jaén, Andalucía, southern Spain, at an altitude of approximately 2000 m. It seems likely that, like other *Eurysunius* species, *A. shavrini* is associated with ants of the genus *Tetramorium* MAYR (ASSING 2003b).

***Stenistoderus subangulatus* (REITTER 1908)**

Material examined: Spain: Andalucía: 2 exs., Cádiz, 4 km NNW Tarifa, 36°03'N, 5°37'W, 10 m, road margin, flooded meadow, under stones, 26.XII.2009, leg. Assing (cAss); 1 ex., Cádiz, 20 km N Tarifa, 36°09'N, 5°38'W, 100 m, loamy shore of reservoir, under stone, 29.XII.2009, leg. Assing (cAss); 6 exs., Cádiz, Algeciras env., Sierra de Luna, 350 m, 28.III.1994, leg. Assing & Wunderle (cAss, cWun); 1 ex., Cádiz, Tarifa, IV.1991, leg. Poot (cAss); 1 ex., Tarifa, III.1991, leg. Poot (Wun); 8 exs., same data, but I.1997 (cWun); 1 ex., same data, but III.1994 (cWun); 3 exs., W Tarifa, Tahivilla, 18.XII.1995, leg. Poot (cWun).

Comment: The distribution of *S. subangulatus* is confined to the extreme south of Spain and Morocco.

***Stenistoderus nothus* (ERICHSON 1839)**

Material examined: Spain: Castilla - La Mancha: 1 ex., Albacete, Horna env., Laguna Salada de Pétrola, 38°50'N, 1°36'W, 19.V.2002, leg. Starke (cAss); 1 ex., Toledo, Urda, 12.VIII.1969, leg. Comellini (cAss). Valencia: 1 ex., Alicante, 1.V.1985, leg. Siede (cWun). Andalucía: 4 exs., Cádiz, Algeciras env., Sierra de Luna, 350 m, 28.III.1994, leg. Assing & Wunderle (cAss, cWun); 2 exs., Cádiz, Tarifa env., III.1994, leg. Poot (cWun); 1 ex., Cádiz, Zahara de los Atunes, 14.-21.III.1990, leg. Matern (cWun); 6 exs., Sierra de Segura, SW Santiago de la Espada, 38°03'N, 2°38'W, 1430 m, 16.III.2008, leg. Andújar & Assing (cAss); 1 ex., Badajoz, S Monesterio, 19.VI.1969, leg. Comellini (cAss). Portugal: 1 ex., Serra de Monchique, Foia, 900 m, 13.IV.2006, leg. Winkelmann (cSch).

Comment: *Stenistoderus nothus* is widespread in the Western Mediterranean, but was previously unknown from Portugal (SMETANA 2004).

***Hesperus rufipennis* (GRAVENHORST 1802)**

Material examined: Spain: Castilla y León: 2 exs., Salamanca, Sancti Spiritus, flight interception trap, 19.VIII.2009, leg. Gonzalez (cAss); 34 exs., same data, but 15.VII.2009 (cAss, cFel); 1 ex., Segovia, Ayllón, 41°21'N, 3°28'W, 1130 m, flight interception trap, 16.VII.1009, leg. Lencina & Gonzalez (cAss).

Comment: According to SMETANA (2004), this rarely found species is distributed from the Balkans to the Western Mediterranean, but was previously unknown from Spain. It was only recently reported from Portugal for the first time (SILVA et al. 2006).

***Gabrius cobosi* COIFFAIT 1964**

Material examined: Spain: Andalucía: 4 exs., Cádiz, 25 km NNW Ubrique, Puerto de Galis, 36°34'N, 5°36'W, 400 m, W-exposed oak forest with *Rhododendron*, sifted, 28.XII.2009, leg. Assing & Wunderle (cAss, cWun); 1 ex., Puerto de Galis, barranco at km 25 of A375, 36°33'N, 5°38'W, 19.II.2000, leg. Lompe (cAss); Cádiz, Algeciras env., Sierra de Fates, 350 m, 28.III.1994, leg. Assing (cAss).

Comment: *Gabrius cobosi* is endemic to the extreme south of Spain. The species was originally described from material from the Sierra de Ronda, but apparently has never been recorded since.

***Tasgius herculeanus* (COIFFAIT 1964)**

M a t e r i a l e x a m i n e d : Spain: A n d a l u c í a : 3 exs., Cádiz, 20 km N Tarifa, 36°09'N, 5°38'W, 100 m, loamy shore of reservoir, under stones, 29.XII.2009, leg. Assing & Wunderle (cAss, cWun); 1 ex., Cádiz, 20 km N Tarifa, 36°09'N, 5°39'W, 100 m, loamy shore of reservoir, under stone, 29.XII.2009, leg. Wunderle (cWun); 1 ex., Cádiz, 20 km N Tarifa, 36°09'N, 5°37'W, 160 m, loamy pasture, under stone, 30.XII.2009, leg. Wunderle (cWun); 3 exs., Cádiz, 20 km N Tarifa, 36°09'N, 5°38'W, 110 m, loamy pasture near reservoir shore, under stones, 30.XII.2009, leg. Assing (cAss); 5 exs., Cádiz, 20 km N Tarifa, 36°10'N, 5°38'W, 110 m, shore of reservoir, loamy pasture, under stones, 31.XII.2009, leg. Assing & Wunderle (cAss, cWun); 1 ex. [det. Feldmann], N Marbella, Puerto de Refriega, 24.III.2000, leg. Aßmann (cFel).

C o m m e n t : The distribution of *T. herculeanus* is confined to the extreme south of Spain.

***Quedius (Microsaurus) truncicola* FAIRMAIRE & LABOULBENE 1856**

M a t e r i a l e x a m i n e d : Spain: C a s t i l l a y L e ó n : 2 exs., Salamanca, Sancti Spiritus, flight interception trap, 15.VII.2009, leg. Gonzalez (cAss).

C o m m e n t : *Quedius truncicola* is widespread in Europe, but recorded only rarely (HERMAN 2001, SMETANA 2004). COIFFAIT (1978) reports the species (as *Q. ventralis*) from "le sud de la Péninsule ibérique".

***Quedius (Microsaurus) crassus* FAIRMAIRE 1860**

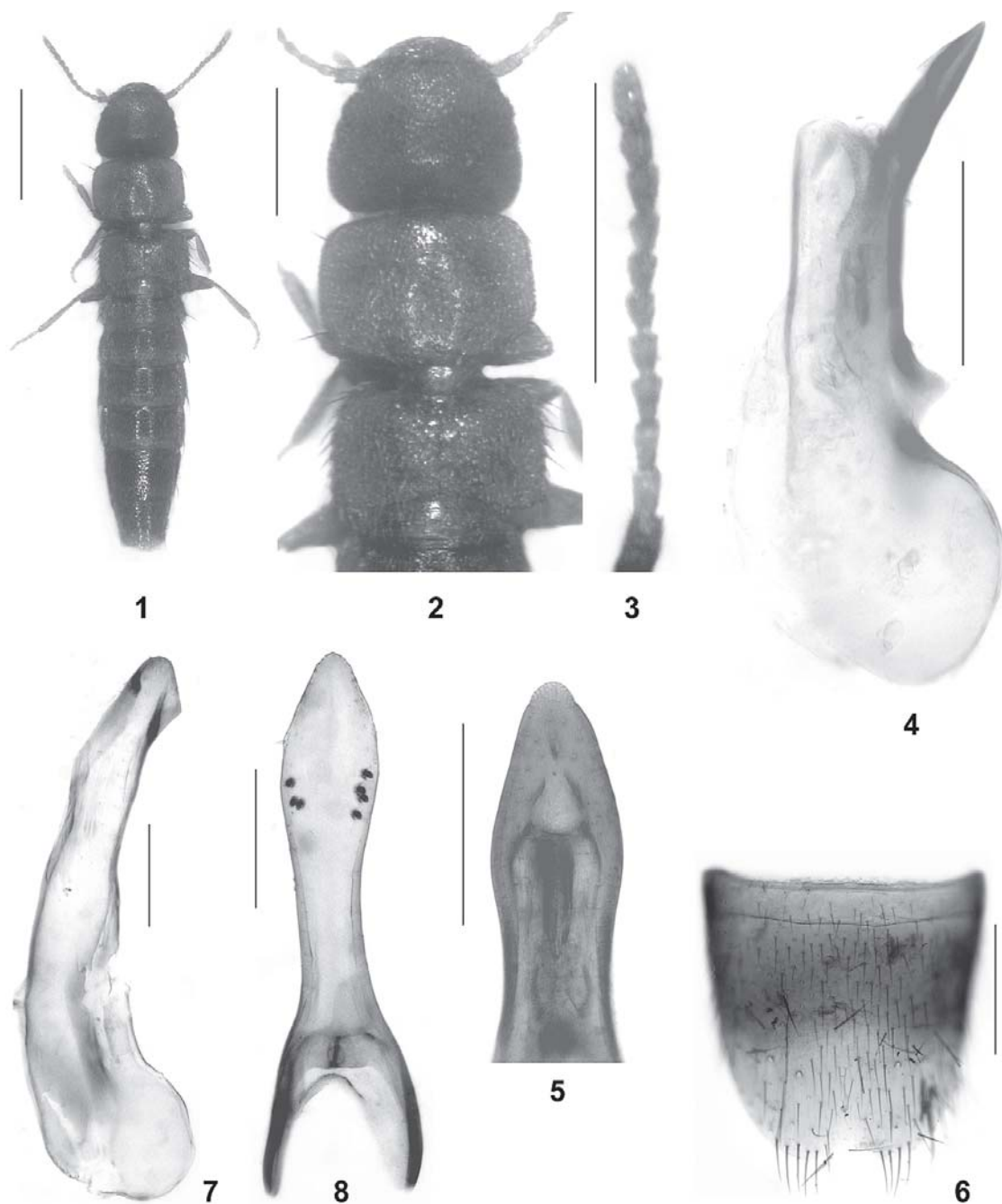
M a t e r i a l e x a m i n e d : Spain: C a s t i l l a y L e ó n : 1 ex., Salamanca, Sancti Spiritus, flight interception trap, 19.VIII.2009, leg. Gonzalez (cAss); 1 ex., Ponferrada, Molaniseca, 1.VI.1995, leg. Starke (cAss). M u r c i a : 1 ex., Jumilla, Sierra del Carche, 1050 m, 23.VII.-29.VIII.2009, Lencina (cAss); 7 exs., Jumilla, Sierra del Carche, 38°25'N, 01°09'W, 1365 m, flight interception trap, 12.-27.V.2006, leg. Lencina (cAss); 1 ex., Jumilla, Peña Rubia, 852 m, flight interception trap, VI.2009, leg. Gallego (cAss); 1 ex., Jumilla, El Portichuelo, Olmeda, 38°30'N, 1°23'W, 575 m, flight interception trap, 27.VI.-6.V.2010, leg. Lencina (cAss); 2 exs., Totana, Sierra de Espuña, 1436 m, flight interception trap, VI.2009, leg. Gallego (cAss). A n d a l u c í a : 1 ex., Jaén, Siles, Cueva Nacimiento de San Blas, 23.XII.2007, leg. GEV (cAss); 4 exs., Malaga, Tolox, Sima GESM, 27.VII.2006, leg. GEV (cAss); 2 exs., Granada, Sierra de Maria, 1300 m, 27.V.1992, leg. Günther (cAss).

C o m m e n t : The distribution of this rarely collected species is confined to the Western Mediterranean, from Italy to the Iberian Peninsula and North Africa (Algeria, Tunisia) (HERMAN 2001, SMETANA 2004).

***Quedius (Microsaurus) abietum* KIESENWETTER 1858**

M a t e r i a l e x a m i n e d : Spain: M u r c i a : 1♂, Jumilla, Sierra del Carche, 38°26'N, 1°11'W, 1010 m, flight interception trap, 13.VIII.-15.IX.2006, leg. Lencina & Gallego (cAss); 1♂, Jumilla, Sierra del Carche, flight interception trap, 9.VIII.-13.IX.2008, leg. Lencina (cAss); 1♀, Jumilla, Sierra del Carche, 950-1050 m, flight interception trap, 15.III.2009, leg. Lencina (cAss); 1♀, Moratalla, Bagil, 38°14'N, 2°03'W, 1710 m, flight interception trap, 6.XI.2006, leg. Lencina & Gallego (cAss); 1♂, Moratalla, Bagil, 38°14'N, 2°03'W, 1365 m, flight interception trap, 27.VI.-3.VIII.2006, leg. Lencina & Gallego (cAss).

C o m m e n t : *Quedius abietum* has a circum-Mediterranean distribution ranging from Morocco and the Iberian Peninsula to Turkey. According to GAMARRA & OUTERELO (2008), it has been reported from four provinces in Spain, but was previously unknown from Murcia.



Figs 1-8: *Astenus shavrini* nov.sp. (1-5) and *Quedius aetolicus* KRAATZ, lectotype (6-8): (1) habitus; (2) forebody; (3) antenna; (4) aedeagus in lateral view; (5) ventral process of aedeagus in ventral view; (6) male sternite VIII; (7) median lobe of aedeagus in lateral view; (8) paramere. Scale bars: 1: 1.0 mm; 2-3, 6: 0.5 mm; 4-5, 7-8: 0.2 mm.

***Quedius aetolicus* KRAATZ 1858** (Figs 6-8)

Quedius aetolicus KRAATZ 1858: 58.

Type material examined: Lectotype ♂, present designation [abdominal segments IX-X missing]: "Alp. aetol. / aetolicus Kr. Typ von Kiesw. / cruentus Oliv., syn: aetolicus Krtz. / aetolicus K sp. pr. = (subapicalis Joy), det. E. Gridelli / coll. Kraatz / Syntypus / Lectotype Quedius aetolicus Kr., designé par D. Drugmand 1999 / DEI Müncheberg Col - 00008 / Lectotypus ♂ Quedius aetolicus Kraatz, desig. V. Assing 2010" (SDEI).

C o m m e n t : The type material of this species was examined in the course of the identification of *Microsaurus* material from Spain. The original description is based on "ein Pärchen" collected "in den ätolischen Alpen" by "Herrn v. Kiesenwetter" (KRAATZ 1858). The male syntype was located in the Kraatz collection at the SDEI. The specimen has a lectotype label by D. Drugmand attached to it, but this lectotype designation was never published. Since the identity and whereabouts of the second syntype are uncertain, the above male is here designated as the lectotype. The male primary and secondary sexual characters are illustrated in Figs 6-8.

***Cypha forckei* ASSING 2004**

M a t e r i a l e x a m i n e d : Spain: Murcia: 1♂, Jumilla, Sierra del Carche, 38°26'N, 01°10'W, 1240 m, flight interception trap, 12.-27.V.2006, leg. Lencina & Gallego (cAss).

C o m m e n t : The above specimen represents the first record since the original description, which is based on a single specimen from the Sierra de Espuña, Murcia (ASSING 2004).

***Thecturota marchii* (DODERO 1922)**

M a t e r i a l e x a m i n e d : Spain: Andalucía: 2 exs., Cádiz, 20 km N Tarifa, 36°09'N, 5°38'W, 100 m, loamy shore of reservoir, flood debris, sifted, 29.XII.2009, leg. Assing (cAss).

C o m m e n t : The previously known distribution of *T. marchii* included Central and Northern Europe, Italy, France, and the Canary Islands. The above specimens represent the first record from mainland Spain and the Iberian Peninsula.

***Diestota gadalupensis* PACE 1987**

M a t e r i a l e x a m i n e d : Spain: Murcia: 1 ex., Jumilla, Sierra del Carche, 1050 m, 23.VII.-29. VIII.2009, leg. Lencina (cAss); 1 ex., Jumilla, El Portichuelo, 575 m, 6.V.-7.VI.2010, leg. Lencina (cAss); 1 ex., Molina de Segura, El Rellano, VIII.2009, leg. Lencina (cAss); 1 ex., Molina de Segura, El Rellano, flight interception trap, VIII.2009, leg. Lencina (cAss); 1 ex., Molina de Segura, El Rellano, TC, 14.IV.-1.VI.2009, leg. Lencina et al. (cAss); 1 ex., Molina de Segura, 38°14'N, 1°14'W, 410 m, flight interception trap, 30.VI.-4.VIII.2009, leg. Lencina (cAss); 1 ex., Molina de Segura, 38°13'N, 1°13'W, 515 m, flight interception trap, 30.VI.-4.VIII.2009 leg. Lencina (cAss). A n d a l u c í a : 3 exs., left bank of Guadalfeo river, near Orgiva, 1.-4.IV.2010, leg. Shavrin & Anishchenko (cSha, cAss). B a l e a r e s : 1 ex. Mallorca, Son Carrió, compost, IV.2000, leg. Feldmann (cFel); 15 ex., E-Mallorca, Son Carrió, compost, VII.2005, leg. Feldmann (cAss, cFel).

C o m m e n t : This adventive species was originally described from Guadeloupe (Caribbean). In Europe, it has been reported only from Italy, where it was first observed in the vicinity of Vicenza in 1982 and is now known from numerous localities, including Sardinia and Sicily (DE MARZO & ZANETTI 2007). The above specimens represent the first records from Spain and the Iberian Peninsula, suggesting that the species is probably widespread in the Western Mediterranean today.

***Leptotheta blascoi* TRONQUET 2002**

M a t e r i a l e x a m i n e d : Spain: Murcia: 1 ex., Molina de Segura, El Rellano, 38°13'N, 1°13'W, 415 m, anthill, 5.X. 2009, leg. Lencina (cAss); 4 exs., Yecla, La Anchura, 38°33'N, 1°12'W, 785 m, anthill sifted, 26.X.2009, leg. Lencina (cAss).

C o m m e n t : This recently described species was previously recorded only from the type locality in Zaragoza province, northeastern Spain. Since the type specimens were collected by trapping (TRONQUET 2002), the habitat was unknown. The above records suggest that the species may be associated with ants, probably wood-ants (*Formica* sp.), since the examined specimens were sifted from anthills.

***Thamiaraea cinnamomea* (GRAVENHORST 1802)**

M a t e r i a l e x a m i n e d : Spain: Castilla y León: 1 ex., Salamanca, Sancti Spiritus, flight interception trap, 19.VIII.2009, leg. Gonzalez (cAss).

C o m m e n t : According to SMETANA (2004), this widespread European species was previously unknown from Spain.

***Brundinia meridionalis* (MULSANT & REY 1853)**

M a t e r i a l e x a m i n e d : Spain: Murcia: 4 exs., Cieza, Rambla del Judío, 38°21'N, 1°27'W, 355 m, at light, 4.VII.2009, leg. Lencina & Albert (cAss). B a l e a r e s: 3 ex. [det. Feldmann], Mallorca, s'Albufera, IV.2000, leg. Feldmann (cFel). Portugal: 1 ex. [det. Wunderle], Algarve, Olhão, 2.VI.1992, leg. Wunderle (cWun).

C o m m e n t : SMETANA (2004) does not list this widespread species for Spain, but GAMARRA & OUTERELO (2005) report it (as *Atheta*, subgenus *Philhygra* [sic]) from one mainland province and the Balears. The above specimen from Algarve represents the first record from Portugal.

***Amischa forcipata* MULSANT & REY 1873**

M a t e r i a l e x a m i n e d : Spain: Murcia: 3 exs., Cieza, Rambla del Judío, 38°21'N, 1°27'W, 355 m, at light, 4.VII.2009, leg. Lencina & Albert (cAss). A n d a l u c í a: 63 exs., Cádiz, 20 km N Tarifa, 36°09'N, 5°38'W, 100 m, loamy shore of reservoir, flood debris, sifted, 29.XII.2009, leg. Assing & Wunderle (MNHUB, cAss, cFel, cWun); 2 exs., Cádiz, 20 km N Tarifa, 36°10'N, 5°38'W, 110 m, shore of reservoir, loamy pasture, under stones, 31.XII.2009, leg. Wunderle (cWun). B a l e a r e s: 2 exs. [det. Feldmann], Mallorca, Son Carrió, at light, VI.2004, leg. Feldmann (cFel).

C o m m e n t : *Amischa forcipata* is not listed for Spain by SMETANA (2004), but it was reported from some Spanish provinces by GAMARRA & OUTERELO (2005).

***Amischa filum* MULSANT & REY 1870**

M a t e r i a l e x a m i n e d : Spain: Murcia: 15 exs., Cieza, Rambla del Judío, 38°21'N, 1°27'W, 355 m, at light, 4.VII.2009, leg. Lencina & Albert (cAss). A n d a l u c í a: 11 exs., Cádiz, 20 km N Tarifa, 36°09'N, 5°38'W, 100 m, loamy shore of reservoir, flood debris, sifted, 29.XII.2009, leg. Assing & Wunderle (cAss, cWun).

C o m m e n t : In Spain, GAMARRA & OUTERELO (2005) indicate this species only from Madrid.

***Atheta (Atheta) xanthopus* (THOMSON 1856)**

M a t e r i a l e x a m i n e d : Spain: Murcia: 1 ex., Molina de Segura, El Rellano, 1.IX.-15.XI. 2009, leg. Lencina (cAss).

C o m m e n t : This species is not listed for Spain by SMETANA (2004). According to GAMARRA & OUTERELO (2005), however, it has been recorded from the northeast.

***Atheta (Datomicra) nigra* (KRAATZ 1856)**

M a t e r i a l e x a m i n e d : Spain: V a l e n c i a : 2 exs., Alicante, Pinoso, Olmeda del Prado, 565 m, 38°23'N, 1°03'W, sifted, 23.VIII.2008, leg. Lencina & V.A.P. (cAss).

C o m m e n t : This species is not listed for Spain by SMETANA (2004). GAMARRA & OUTERELO (2005), however, report it from several provinces.

***Atheta (Dilacra) pruinosa* (KRAATZ 1856)**

M a t e r i a l e x a m i n e d : Spain: B a l e a r e s : 1 ex., Mallorca, Son Carrió, 39°35'N 3°20'E, at light, 4.-17.VII.2009, leg. Feldmann (cFel).

C o m m e n t : GAMARRA & OUTERELO (2005) report *A. pruinosa*, which is not listed for Spain by SMETANA (2004), from two mainland provinces and from the Balears.

***Atheta (Dilacra) lindbergiella* BRUNDIN 1948**

M a t e r i a l e x a m i n e d : Portugal: 2♂♂, 11♀♀ [det. Vogel], Algarve, Praia de Faro, 37°02'N, 7°59'W, 5 m, laguna, 26.III.2002, leg. Meybohm (cAss).

C o m m e n t : According to SMETANA (2004), this species was previously known only from Spain and Morocco. The above specimens represent the first record from Portugal.

***Atheta (Microdota) minuscula* (BRISOUT DE BARNEVILLE 1860)**

M a t e r i a l e x a m i n e d : Spain: A n d a l u c í a : 1 ex. [det. Vogel], E Jaén, SE Mancha Real, Sierra Almadén, ca. 37°45'N, 03°33'W, 1450-1850 m, *Quercus ilex* litter, 26.XII.2003, leg. Assing (cVog).

C o m m e n t : This rare species was listed for Spain by SMETANA (2004), but omitted in the catalogue by GAMARRA & OUTERELO (2005).

***Atheta (Philhygra) obtusangula* JOY 1913**

M a t e r i a l e x a m i n e d : Spain: A r a g ó n : 1 ex. [det. Feldmann], Zaragoza, Sierra de Moncayo, Agramonte, 1300 m, 20.V.1999, leg. Feldmann (cFel). A s t u r i a s : 1 ex. [det. Feldmann], NE Puerto de Ventana, 13.VI.2000, leg. Abmann (cFel). Portugal: 3 exs., SW Montalegre, Parafita, 41°46'N, 7°50'W, 900 m, leaf litter near creek, 22.III.2002, leg. Meybohm (cAss).

C o m m e n t : The above specimens represent the first records from Spain and Portugal.

***Atheta (Earota) reyi* (KIESENWETTER 1850)**

M a t e r i a l e x a m i n e d : Spain: G a l i c i a : 1 ex. [det. Feldmann], Lugo, Sierra de Ancares, Degrada, 1600 m, 25.V.1999, leg. Feldmann (cFel). A s t u r i a s : 1 ex., Picos de Europa, Lago de la Ercina, Vega Bricial, 43°15'N, 4°58'W, 5.VI.1998, leg. Lompe (cAss); 4 exs. [det. Feldmann], Picos de Europa, El Brazu, 1300 m, entrance of Cueva del Brazu, 25.V.1999, leg. Feldmann (cFel); 10 exs. [det. Feldmann], Picos de Europa, Cornion, Sierra del Brazu, 43°15'N 4°58'W, 1280 m, 2.VI.2004, leg. Starke (cFel). C a s t i l l a - L e ó n : 1 ex., Zamora, Sierra Segundera, 31.VII.1983, leg. Otero (cAss). A n d a l u c í a : 5 exs., Málaga, Sierra Bermeja, E Los Reales, 36°29'N, 5°12'W, 1300 m, 8.IV.2001, leg. Sprick (cAss); 1 ex., Sierra Bermeja, Mt. Los Reales, 1450 m, 26.III.1994, leg. Assing (cAss); 1 ex., Málaga, Alcuzcuz, San Pedro, with termites, 26.III.1985, leg. Hozman (cAss); 1 ex., 35 km NE Vélez Málaga, Sierra de Almirajara, 36°58'N, 3°56'W, 1000 m, 25.XII.2003, leg. Assing (cAss). France: 2 exs., Vaucluse, Mt. Ventoux,

1500 m, sifted, 16.V.1994, leg. Schülke & Grünberg (cAss); 1 ex., Corsica, SE Corte, 200-900 m, car-net, 8.IV.1990, leg. Assing (cAss). Italy: 1 ex., Lombardia, Bergamo, M. Alben, 1500 m, 12.VII.1991, leg. Starke (cAss); 1 ex., Veneto, Monte Grappa, 1700 m, *Alnus* and *Rhododendron* litter sifted, 27.VI.1995, leg. Assing (cAss); 1 ex., Basilicata, Accettura, 950 m, 14.V.1989, leg. Angelini (cAss); 8 exs., Sicilia, Ficuzza, 700 m, sifted, 1.-4.V.2000, leg. Angelini (cAss); 16 exs., Sicilia, Ficuzza, Alpe Ramosa, 800 m, sifted, 3.V.2000, leg. Angelini (cAss). Morocco: 11 exs., Ar Rif, Chefchaouen region, Bad Bessen env., 34°59'N, 4°51'W, 1120 m, 3.VI.2007, leg. Hlaváč (cAss).

C o m m e n t : This species is widespread in the Western Mediterranean, but had not been reported from Morocco (SMETANA 2004). In Spain, *A. reyi* was previously known only from the northeast (GAMARRA & OUTERELO 2005).

***Atheta (Dimetrota) intermedia* (THOMSON 1852)**

M a t e r i a l e x a m i n e d : Spain: Galicia: 1 ex. [det. Feldmann], Lugo, Sierra de Ancares, Degrada, 1600 m, 25.V.1999, leg. Feldmann (cFel).

C o m m e n t : This species is not listed for Spain by SMETANA (2004), but GAMARRA & OUTERELO (2005) report it from one province.

***Atheta (Dimetrota) cinnamoptera* (THOMSON 1856)**

M a t e r i a l e x a m i n e d : Spain: Asturias: 3 exs. [det. Feldmann], Oviedo, Puerto de Ventana S Paramo, 1500 m, 25.V.1999, leg. Feldmann (cFel).

C o m m e n t : GAMARRA & OUTERELO (2005) recently reported *A. cinnamoptera* from Spain for the first time.

***Atheta orcina* (THOMSON 1856)**

M a t e r i a l e x a m i n e d : Spain: Murcia: 1 ex., Caravaca, Singla, 880 m, flight interception trap, II. 2009, leg. Gallego (cAss); 1 ex., Jumilla, Sierra del Carche, 38°25'N, 01°10'W, 1240 m, flight interception trap, 12.-27.V.2006, leg. Lencina & Gallego (cAss); 4 exs., Sierra del Carche, 1050 m, flight interception trap, VI.-VII.2009, leg. Lencina (cAss, cFel); 3 exs., same data, but 15.V.-9.VI.2009 (cAss, cFel); 3 exs., same data, but 3.-13.V.2010, leg. Lencina & Sanchez (cAss, cFel); 2 exs., Jumilla, El Portichuelo, Olmeda, 575 m, flight interception trap, IV-V.2010, leg. Lencina (cFel).

C o m m e n t : SMETANA (2004) reports *A. orcina* only from France and Switzerland. According to GAMARRA & OUTERELO (2005), however, it has been recorded from at least two provinces in northern Spain.

***Atheta hybrida* SHARP 1869**

M a t e r i a l e x a m i n e d : Spain: Murcia: 1 ex., Jumilla, El Portichuelo, 38°31'N, 1°22'W, 575 m, 4.VI.2009, leg. Lencina (cAss); 2 exs., Sierra de Carche, 1050 m, flight interception trap, 3.-13.V.2010, leg. Lencina & Sanchez (cAss, cFel).

C o m m e n t : GAMARRA & OUTERELO (2005) reported this species from Zaragoza. According to GAMARRA & OUTERELO (2009), however, this record was erroneous and no specified localities of *A. hybrida* were known from Spain.

***Acrotona oxypodoides* (BRUNDIN 1952)**

M a t e r i a l e x a m i n e d : Spain: Murcia: 3 exs., Jumilla, El Portichuelo, Olmeda, 575 m, 28.VI.2006, leg. Lencina (cAss, cFel); 1 ex., Jumilla, El Portichuelo, 38°31'N, 1°23'W, 575 m, 4.VI.2009, leg. Lencina (cFel). Andalucía: 8 exs., San Pedro de Alcántara, 7.IV.2010, leg. Shavrin & Anishchenko (cSha, cAss). Baleares: 1 ex., Mallorca, Son Carrió, VI.2001, leg. Feldmann (cFel). Morocco: 1 ex., Haut Atlas, 40 km SSE Marrakech, Arhbalou, 31°19'N, 7°45'W, 1330 m, stream valley, litter of *Populus* and *Rubus* sifted, 28.XII.2002, leg. Assing (cAss); 2 exs., Haut Atlas, SE Asni, Oukaimeden, 31°13'N, 7°50'W, 2500 m, pasture, under stones, 28.XII.2002, leg. Assing (cAss); 16 exs., Haut Atlas, SE Asni, Oukaimeden, 31°13'N, 7°50'W, 2500 m, pasture, grass roots sifted, 28.XII.2002, leg. Assing (cAss); 12 exs., Haut Atlas, NE Tizi-n-Test, 30°54'N, 8°19'W, 1710 m, stream bank, floated and debris sifted, 29.-30.XII.2002, leg. Assing (cAss).

C o m m e n t : This species was originally attributed to *Acrotona* THOMSON 1859, at that time a subgenus of *Atheta* THOMSON 1858 (BRUNDIN 1952). According to SMETANA (2004), it was subsequently moved to the *Atheta* subgenus *Paradilacra* BERNHAUER 1909. Based on a study of type material, however, GUSAROV (2003) discovered that *Atheta densissima* BERNHAUER 1909, the type species of *Paradilacra*, in fact refers to the subtribe Tachyusina, which today is doubtfully placed in the Oxypodini. A comparison of the sexual characters of *Acrotona oxypodoides* with the illustrations of *Atheta densissima* provided by GUSAROV (2003) leaves no doubt that the two species are not congeneric. Like its close relative, *Acrotona pellucida* (FAUVEL 1878), *A. oxypodoides* clearly belongs to the Athetini, with which it shares an athetal bridge of the aedeagus (absent in *A. densissima*) and numerous other characters. Although the sexual characters suggest that *A. oxypodoides* and *A. pellucida* may not be congeneric with the type species of *Acrotona* either, both species are moved from *Paradilacra* and tentatively placed in *Acrotona* again.

Originally described from Tunisia, *A. oxypodoides* has subsequently been recorded also from Italy, France, Morocco, and Algeria (SMETANA 2004). The above specimens from Spain represent new country records.

***Pella erratica* (HAGENS 1863)**

M a t e r i a l e x a m i n e d : Spain: Castilla y León: 1 ex., Salamanca, Sancti Spiritus, flight interception trap, 15.VII.2009, leg. Gonzalez (cAss).

C o m m e n t : This rare species has been reported from Spain (MARUYAMA 2006, SMETANA 2004); according to GAMARRA & OUTERELO (2005), however, specified localities were unknown.

***Lomechusoides strumosus* (FABRICIUS 1775)**

M a t e r i a l e x a m i n e d : Spain: Asturias: 4 exs., Asturias, Peña Ubiña, Puerto Ventana, 1580 m, 3.VI.1998, leg. Starke (cAss, cFel).

C o m m e n t : In Spain, *L. strumosus* has been recorded only from Asturias (GAMARRA & OUTERELO 2005).

***Myrmoecia confragosa* (HOCHHUTH 1849)**

M a t e r i a l e x a m i n e d : Spain: Galicia: 1 ex., Lugo, Sierra de Courel, Liñares, beech forest, 1200 m, 27.V.1996, leg. Abmann (cAss); 1 ex., same data, but 31.V.1998, leg. Hetzel (cFel).

C o m m e n t : In Spain, this rare species was previously known only from Madrid (GAMARRA & OUTERELO 2005).

***Myrmoecia triangulum* (PÉREZ-ARCAS 1874)**

M a t e r i a l e x a m i n e d : Spain: A n d a l u c í a : 1 ex., right bank of Guadalfeo river, near Orgiva, 2.-4.IV.2010, leg. Shavrin & Anishchenko (cAss).

C o m m e n t : In Spain, this extremely rare Western Mediterranean species had been known only from Madrid (GAMARRA & OUTERELO 2005).

***Chitosa nigrita* (ROSENHAUER 1856)**

M a t e r i a l e x a m i n e d : Spain: A n d a l u c í a : 2 exs., Cádiz, 8 km NNW Tarifa, 36°05'N, 5°37'W, 60 m, pasture with stones, 26.XII.2009, leg. Wunderle (cWun); 2 exs., Cádiz, 20 km NW Tarifa, Sierra de la Plata, 36°06'N, 5°44'W, 170 m, stony pasture, under stones, 26.XII.2009, leg. Wunderle (cWun); 1 ex., Cádiz, 20 km NNE Tarifa, Pto. de Ojén, 36°11'N, 5°34'W, 200 m, loamy pasture, under stone, 30.XII.2009, leg. Wunderle (cWun); 5 exs., Cádiz, 20 km NNE Tarifa, Pto. de Ojén, 36°11'N, 5°34'W, 190 m, loamy pasture, under stones, 30.XII.2009, leg. Assing & Wunderle (cAss, cWun); 4 exs., Cádiz, 20 km N Tarifa, 36°09'N, 5°37'W, 160 m, loamy pasture, under stones, 30.XII.2009, leg. Wunderle (cWun); 2 exs., Cádiz, 20 km N Tarifa, 36°09'N, 5°38'W, 110 m, loamy pasture near reservoir shore, under stones, 30.XII.2009, leg. Assing & Wunderle (cAss, cWun); 11 exs., Cádiz, 20 km N Tarifa, 36°10'N, 5°38'W, 110 m, shore of reservoir, loamy pasture, under stones, 31.XII.2009, leg. Assing & Wunderle (cAss, cWun).

C o m m e n t : The distribution of this rare myrmecophile is confined to Spain and Morocco; for an additional recent record from southern Spain see ASSING (2008). The above specimens were exclusively found associated with a relatively large blackish *Aphaenogaster* sp. (Formicidae: Myrmicinae).

***Mniusa incrassata* (MULSANT & REY 1875)**

M a t e r i a l e x a m i n e d : Spain: C a s t i l l a y L e ó n : 1 ex., Sierra de la Demanda, Sierra de Urbión, Sierra de Freguela, Peña Negra, 42°03'N, 02°46'W, 1750-1950m, pine forest, 15.X.2003, leg. Assing (cAss); 2 exs., Sierra de la Demanda, Sierra de Neila, Laguna Negra de Neila, 42°03'N, 03°03'W, 1870m, sifted, 16.X.2003, leg. Assing (cAss).

C o m m e n t : This species is widespread in Europe and North Africa, but was previously unknown from the Iberian Peninsula.

***Haploglossa villosula* (STEPHENS 1832)**

M a t e r i a l e x a m i n e d : Spain: A r a g o n : 1 ex., WNW Teruel, Sierra de Albarracín, NE Noguera, 40°30'N, 1°35'W, 1625 m, 11.IV.2003, leg. Assing (cAss). C a s t i l l a y L e ó n : 1 ex., Sierra de la Demanda, N Huerta de Arriba, 42°08'N, 03°05'W, 1230 m, oak forest, 16.X.2003, leg. Assing (cAss). M u r c i a : 2 exs., Moratalla, Sierra Seca, 1830 m, flight interception trap, 15.VII.-3.VIII.2006, leg. Lencina & Gallego (cFel). Azerbaijan: 1 ex., Talysh Mts., route Lenkoran-Lerik, km 14-18, 30.IV.-9.V.2001, leg. Lackner (cAss).

C o m m e n t : The previously known distribution of *H. villosula* ranged from France and Great Britain eastwards to China (ASSING 2005, SMETANA 2004). The above specimens represent the first record from Spain, the Iberian Peninsula, and Azerbaijan.

***Oxypoda (Deropoda) amicta* ERICHSON 1839**

Material examined: Spain: Andalucía: 1 ex., Cádiz, 20 km N Tarifa, 36°09'09"N, 5°37'57"W, 110 m, loamy pasture near reservoir shore, under stones, 30.XII.2009, leg. Assing (cAss); 2 exs., Cádiz, Tarifa, II.2000, leg. Poot (cAss, cWun); 1 ex., same data, but I.1995 (cWun); 2 exs., same data, but I.1997 (cWun); 2 exs., Cádiz, W Tarifa, Bolonia, 9.II.1996, leg. Poot (cAss, Wun); 1 ex., Conil de la Frontera, 14.II.2006, leg. Renner (cAss). Portugal: 1 ex., Algarve, Serra de Monchique, NW Foia, 37°19'N, 8°36'W, 780 m, 15.IV.2002, leg. Meybohm (cAss). France: 1 ex., Corsica, 30 km W Corte, Col de Vergio, 1500 m, 9.IV.1990, leg. Assing (cAss).

Comment: According to SMETANA (2004), *O. amicta* was previously known only from North Africa (Tunisia, Algeria, Morocco) and Italy (Sardinia, Sicily). The above specimens represent first records from Spain, Portugal, and France.

***Oxypoda (Deropoda) andalusiaca* ASSING 2003**

Material examined: Spain: Andalucía: 4 exs., Sierra de los Filabres, S Serón, 37°16'N, 2°31'W, 1800 m, 19.III.2008, leg. Assing (cAss); 3 exs., Sierra de las Nieves, Los Quejigales, 6.-8.IV.2003, leg. Shavrin & Anishchenko (cSha, cAss).

Comment: The known distribution of this recently described species is confined to Andalucía, southern Spain.

***Oxypoda (Deropoda) lencinai* nov.sp. (Figs 9-15)**


Type material: Holotype ♂: "E. Molina de Segura (MU), El Rellano, 1.VI.-15.VII.2000, J. L. Lencina leg., Trap Pit-Fall, Parque Ecologico Vicente Blanes, 38°13'6.02" N, 1°13'5.47 O, 400 m. / Holotypus ♂ *Oxypoda lencinai* sp. n. det. V. Assing 2010" (cAss).

Description: Body length 3.0 mm. Habitus as in Fig. 9. Coloration: body probably reddish, with abdominal segment VI infuscate; legs and antennae reddish-yellow. (The holotype is of somewhat dark-brownish coloration, but this is evidently a result of post-mortem darkening.)

Head approximately as wide as long; dorsal surface matt due to extremely dense and confluent punctation (Fig. 10). Eyes large (Fig. 11) and bulging, approximately twice as long as postocular portion in dorsal view. Antennae of moderate length and weakly incrassate apically; antennomere I approximately 1.5 times as long as broad; II about as long as I and twice as long as broad; III slightly less than twice as long as broad and slightly shorter than II; IV-X weakly transverse and gradually, but weakly increasing in width; X less than 1.5 times as wide as long; XI slightly longer than the combined length of IX and X. Maxillary palpus slender, preapical palpomere approximately 3.5 times as long as broad.

Pronotum 1.45 times as wide as long and 1.53 times as wide as head, maximal width approximately in the middle; posterior margin weakly sinuate between middle and posterior angles; dorsal surface matt due to very dense and confluent punctation (Fig. 10).

Elytra slightly narrower than, and 0.75 times as long as pronotum; laterally weakly, but extensively impressed; lateral margin sharply carinate, this carina straight, distinctly elevated, and not depressed in the middle; posterior margin with small and not very deep concavity near posterior angles; punctation similar to that of pronotum (Fig. 10). Hind wings reduced to short rudiments (slightly protruding beyond posterior margin of elytra). Legs slender, metatarsus almost as long as metatibia, metatarsomere I almost as long as the combined length of II-IV.



Figs 9-19: *Oxypoda lencinai* nov.sp. (9-15) and *O. defossa* nov.sp. (16-19): (9, 16) habitus; (10, 17) forebody; (11) head in lateral view; (12) median lobe of aedeagus in lateral view; (13) ventral process of aedeagus in ventral view; (14) apex of ventral process in ventral view; (15) paramere; (18) antenna; (19) spermatheca. Scale bars: 9, 16: 1.0 mm; 10-11, 17-18: 0.5 mm; 12-13, 15, 19: 0.1 mm; 14: 0.05 mm.

Abdomen widest at base and gradually tapering posteriorly (Fig. 9); tergites III and IV matt due to very dense and coarse punctation; punctation of tergites V-VII increasingly fine and sparse; posterior margin of tergite VII without palisade fringe.

♂: posterior margin of sternite VIII convex, not pointed in the middle; median lobe of aedeagus as in Figs 12-13, apex of ventral process bifid, deeply incised in ventral view (Figs 13-14); apical lobe of paramere moderately slender (Fig. 15).

♀: unknown.

E t y m o l o g y : The species is dedicated to José Luis Lencina (Jumilla, Murcia), who collected the holotype, also in gratitude for the generous gift of numerous Staphylinidae collected with various trapping methods in Spain.

C o m p a r a t i v e n o t e s : Based on external and the male sexual characters (habitus, punctation, shape of legs, antennae, and maxillary palpi, large bulging eyes, the depressed and laterally carinate elytra, morphology of the median lobe of the aedeagus, long and slender apical lobe of the paramere), *O. lencinai* is most closely allied to *O. magnicollis* FAUVEL 1878 and *O. arabs* FAUVEL 1904. It is distinguished from both by the shape of the aedeagus, from the former additionally by the darker coloration, the much more transverse pronotum, the shorter antennae, and the straight and more elevated lateral carinae of the elytra. It is separated from *O. arabs* particularly by much shorter antennae, distinctly shorter, flattened and extensively impressed elytra with pronounced lateral carinae, the shape of the median lobe of the aedeagus, and the less slender apical lobe of the paramere. *Oxypoda (Deropoda) andalusiaca* ASSING 2003, whose distribution too is confined to southern Spain and which has reduced hind wings, has a much more slender body, distinctly smaller eyes, a weakly transverse pronotum, and longer elytra without impressions and without lateral carinae. For illustrations of *O. arabs* and *O. andalusiaca* see ZERCHE (1996) and ASSING (2003a), respectively.

D i s t r i b u t i o n a n d b i o n o m i c s : The type locality is situated in Murcia, southeastern Spain, at an altitude of only 400 m. The reduced wings and the absence of previous records suggest the species has a restricted distribution and may live in a subterranean habitat.

***Oxypoda (Sphenoma?) defossa* nov.sp.** (Figs 16-19)

T y p e m a t e r i a l : Holotype ♀: "E - Andalucía, Cádiz, 20 km N Tarifa, 110 m, 36°09'09"N, 5°37'57"W, reservoir shore, u. stones, 30.XII.2009, V. Assing [19] / Holotypus ♀ *Oxypoda defossa* sp. n. det. V. Assing 2010" (cAss). Paratypes: 1 ♀: "E - Andalucía, Cádiz, 20 km NW Tarifa, Sierra de la Plata, 36°05'59"N, 5°43'43"W, 170 m, 26.XII.2009, V. Assing [4]" (cAss); 1 ♀: "E - Andalucía, Cádiz, 15 km NW Algeciras, 36°12'39"N, 5°32'37"W, 25 m, pasture, u. stones, 27.XII.2009, Wunderle [7]" (cWun).

D e s c r i p t i o n : Body length 4.8-5.3 mm. Habitus conspicuously slender (Fig. 16). Coloration: head dark-brown to blackish-brown; pronotum reddish; elytra reddish-yellow; abdomen brown to dark-brown, with the posterior margins of segments III-VI, the posterior third of segment VII, and segments VIII-X reddish; legs dark-yellowish; antennae reddish.

Head of suborbicular shape, approximately as wide as long; dorsal surface almost matt due to pronounced microreticulation; punctation sparse and extremely fine, barely noticeable in the microsculpture (Fig. 17). Eyes moderately large and moderately bulging, approximately as long as postocular portion in dorsal view. Antennae long, slender, but rather massive (similar to that of some species of *Derocala* MULSANT & REY),

weakly incrassate apically; antennomere III slightly longer than II and of distinctly conical shape; IV-X very weakly transverse; XI longer than the combined length of IX and X (Fig. 18). Maxillary palpus conspicuously slender, preapical palpomere approximately 4 times as long as broad.

Pronotum slender, only 1.15-1.20 times as broad as long and 1.40-1.45 times as broad as head, maximal width in or near the middle (Fig. 17); posterior angles obtusely marked; punctation dense, fine, and shallow, but somewhat more distinct than that of head; interstices with pronounced microreticulation and almost matt.

Elytra 0.85-0.95 times as long as pronotum (Fig. 17); suture posteriorly gaping; posterior margin moderately sinuate near posterior angles; punctation dense, weakly granulose, but not very coarse, much more distinct than that of pronotum; interstices more shiny than those of pronotum. Hind wings present, but of reduced length, extending approximately to posterior margin of abdominal segment IV when unfolded. Legs long and slender; metatarsus approximately 0.9 times as long as metatibia; metatarsomere I approximately as long as the combined length of II-IV.

Abdomen with segments III-IV or III-V of subequal width, segments V or VI and following tapering posteriad; punctation of all tergites very fine and very dense; posterior margin of tergite VII with palisade fringe.

♂: unknown.

♀: sternite VIII broadly convex and with long marginal setae; spermatheca as in Fig. 19.

E t y m o l o g y : The name is the past participle of the Latin verb *defodere* (to dig in, to bury) and alludes to the presumably subterranean habitat of this species.

C o m m e n t : In general, a description of *Oxypoda* species based on female alone is not advisable, since many species are reliably identified only based on the male sexual characters. In view of the highly distinctive external morphology of *O. defossa*, however, an exception from this rule seems justifiable.

C o m p a r a t i v e n o t e s : This species is readily distinguished from all other *Oxypoda* species known from the Western Mediterranean based on external characters alone, above all its conspicuously slender habitus, the long and slender antennae and maxillary palpi, the weakly transverse pronotum, and relatively large size.

D i s t r i b u t i o n a n d b i o n o m i c s : The species is known from three localities in the vicinity of Tarifa, Cádiz, in the extreme south of Spain. As can be inferred from the reduced hind wings, the distribution may be restricted. The type specimens were collected on pastures under stones after very heavy rainfall. This, as well as the slender body with long antennae and legs, and the absence of previous records suggest that *O. defossa* lives in a cryptic subterranean habitat.

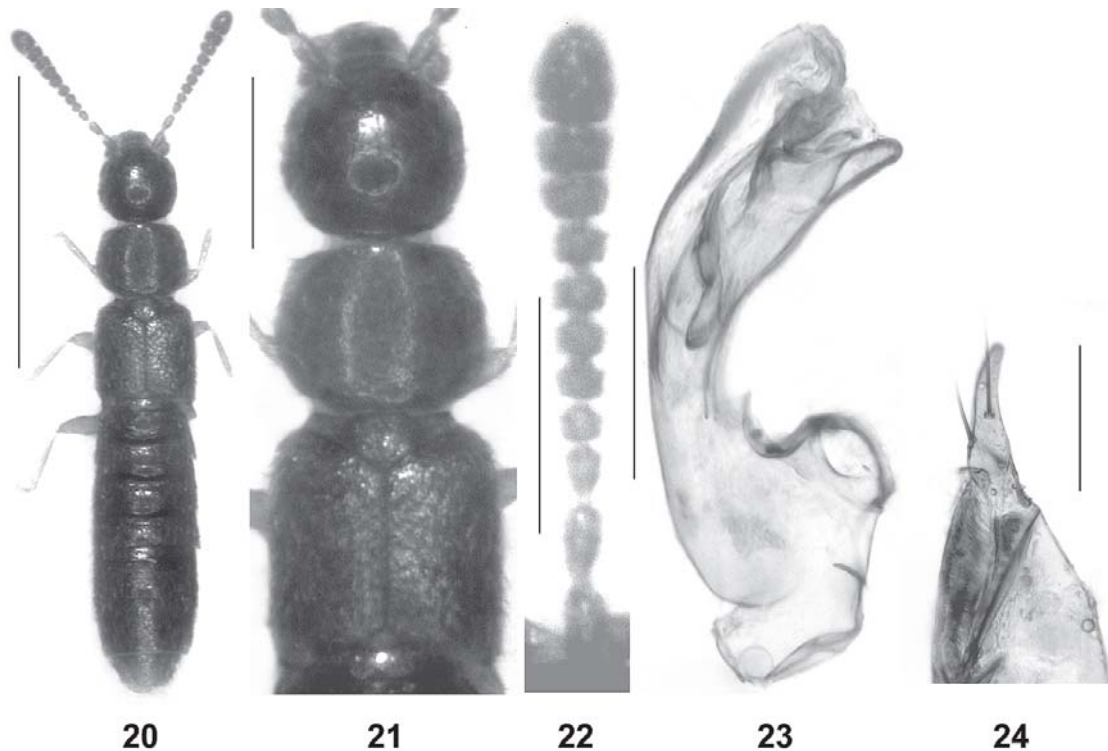
***Cousya deminuta* nov.sp.** (Figs 20-22)

T y p e m a t e r i a l : Holotype ♂: "E- Murcia, Jumilla, Sierra del Carche, pitfall, 30°25'N, 1°08'W, 1050 m, 5.VI.2010, leg. J. L. Lencina / Holotypus ♂ *Cousya deminuta* sp. n. det. V. Assing 2010" (cAss).

D e s c r i p t i o n : Very small species, body length 1.9 mm. Habitus subparallel (Fig. 20). Coloration: head and abdomen dark-brown; pronotum and elytra brown; legs yellowish; antennae dark-brown, with the basal 3 antennomeres yellowish.

Head of suborbicular shape (Fig. 21), approximately as wide as long; punctation dense and extremely fine, barely noticeable; interstices with shallow microsculpture. Eyes weakly convex, not distinctly projecting from lateral contours of head, and moderately large, approximately as long as postocular portion from posterior margin of eye to posterior carina in dorsal view. Antennae 0.55 mm long, distinctly incrassate apically; antennomere III weakly oblong; IV distinctly transverse; IV-X gradually increasing in width; X approximately twice as wide as long; XI of ovoid shape, barely as long as combined length of IX and X (Fig. 22).

Pronotum small in relation to head, 1.28 times as wide as long and 1.18 times as wide as head, widest approximately in the middle (Fig. 21); posterior angles weakly marked, almost obsolete; punctation and microsculpture similar to those of head.



Figs 20-24: *Cousya deminuta* nov.sp.: (20) habitus; (21) forebody; (22) antenna; (23) median lobe of aedeagus in lateral view; (24) apical portion of paramere. Scale bars: 1: 1.0 mm; 21-22: 0.2 mm; 23-24: 0.1 mm.

Elytra approximately 0.95 times as long and 1.1 times as wide as pronotum (Fig. 21); punctation fine, but slightly more distinct than that of pronotum; interstices with shallow microsculpture. Legs short; metatarsomere I approximately twice as long as broad and about as long as the combined length of metatarsomeres II and III.

Abdomen approximately as wide as elytra, widest at segment VI; punctation fine, dense on anterior tergites and somewhat sparser on posterior tergites; interstices with distinct microsculpture; posterior margin of tergite VII with palisade fringe.

♂: posterior margin of tergite VIII weakly convex; sternite VIII with strongly convex posterior margin; median lobe of aedeagus 0.27 mm long, shaped as in Figs 23; apical lobe of paramere moderately long (Fig. 24).

♀: unknown.

E t y m o l o g y : The specific epithet is the past participle of the Latin verb *deminuare* (to diminish, to reduce) and refers to the conspicuously small size of the species.

C o m p a r a t i v e n o t e s : This species is readily distinguished from all other *Cousya* species known from the Western Mediterranean by its small size alone. In addition, it is characterized by its parallel habitus, the fine punctuation, and by the shape of the aedeagus. According to SMETANA (2004), two species of *Cousya* MULSANT & REY 1875 have been reported from Spain, *C. nigrata* (FAIRMAIRE & LABOULBÈNE 1856) and *C. nitidiventris* FAGEL 1958. The types of the latter have not been examined, but it appears likely that they may be conspecific with *C. nigrata*.

D i s t r i b u t i o n a n d b i o n o m i c s : The type locality is situated in the Sierra del Carche near Jumilla, Murcia, southeastern Spain. The holotype was collected with a pitfall trap in June.

***Stichoglossa semirufa* (ERICHSON 1839)**

M a t e r i a l e x a m i n e d : Spain: Castilla y León: 16 exs., Salamanca, Sancti Spiritus, flight interception trap, 19.VIII.2009, leg. Gonzalez (cAss, cFel); 18 exs., same data, but 15.VII.2009 (cAss). Murcia: 1 ex., Jumilla, El Portichuelo, 575 m, 38°31'N, 1°22'W 4.VI.2009, leg. Lencina (cAss).

C o m m e n t : The previously known distribution of *S. semirufa* ranges from Turkey across the Balkans and Central Europe to Great Britain and France (ASSING in press, SMETANA 2004). The above specimens represent the first records from Spain and the Iberian Peninsula.

***Aleochara (Heterochara) rudella* FAUVEL 1886**

M a t e r i a l e x a m i n e d : Spain: Andalucía: 2 exs., Cádiz, 20 km N Tarifa, 36°09'34"N, 5°38'23"W, 110 m, shore of reservoir, loamy pasture, under stones, 31.XII.2009, leg. Assing (cAss).

C o m m e n t : According to TRONQUET (2009), this rare species is probably myrmecophilous and records from southern Spain and Morocco were revised. Additional literature records have become known from Algeria, Gibraltar, and Italy.

***Aleochara (Xenochara) funebris* WOLLSTON 1864**

M a t e r i a l e x a m i n e d : Spain: Murcia: 1 ex., Jumilla, Sierra del Carche, 38°26'N, 1°10'W, 1050 m, flight interception trap, 12.-27.V.2006, leg. Lencina & Gallego (cAss); 2 exs., Caravaca de la Cruz, El Gavilan, 870 m, flight interception trap, II.2009, leg. Gallego (cAss); 2 exs., Moratalla, Sierra Seca, 1830 m, flight interception trap, 15.VII.-3.VIII.2006, leg. Lencina & Gallego (cFel).

C o m m e n t : *Aleochara funebris* is widespread and not uncommon in the Palaearctic and Oriental regions. It has been recorded from the Canary Islands, but was previously unknown from mainland Spain and the whole of the Iberian Peninsula (SMETANA 2004).

***Aleochara (Ceranota) ruficornis* GRAVENHORST 1802**

C o m m e n t : The indication of this species from Spain in the key and the catalogue of a recent revision of the subgenus *Ceranota* STEPHENS 1839 (ASSING 2009) is based on an error. Confirmed records of *A. ruficornis* from Spain are unknown.

Acknowledgements

I am most grateful to the colleagues mentioned in the material section for the loan of material, in particular also to José Luis Lencina (Jumilla) for the gift of Staphylinidae collected mostly with flight interception traps in Spain and to Alexey Shavrin for the generous permission to retain the holotype of *Astenus shavrini*. Jürgen Vogel (Görlitz) helped with the identification of *Atheta orcina* and *A. lindbergiella*, Marc Tronquet (Molitz-les-Bains) with that of *Aleochara rudella*. Raimundo Outerelo (Madrid) made me aware of the erroneous record of *Aleochara ruficornis* from Spain. Benedikt Feldmann (Münster) proof-read an earlier version of the manuscript.

Zusammenfassung

Astenus (Eurysunius) shavrini nov.sp. (Spanien: Andalusien), *Oxypoda (Deropoda) lencinai* nov.sp. (Spanien: Murcia), *Oxypoda (Sphenoma?) defossa* nov.sp. (Spanien: Andalusien), und *Cousya diminuta* nov.sp. (Spanien: Murcia) werden beschrieben und abgebildet. Für *Quedioides aetolicus* KRAATZ 1858 wird ein Lectotypus designiert; die primären und sekundären männlichen Geschlechtsmerkmale werden abgebildet. *Atheta oxypodoides* BRUNDIN 1952 und *Homalota pellucida* FAUVEL 1878 werden in die Gattung *Acrotona* THOMSON 1859 zurückversetzt (bisher *Paradilacra* BERNHAUER 1909). Für 43 Staphyliniden-Arten werden weitere Nachweise aus Spanien (ohne die Kanarischen Inseln) gemeldet, darunter zwölf Erstnachweise; das bisher zweifelhafte Vorkommen von drei Arten wird bestätigt. Von sieben Arten werden darüber hinaus Erstnachweise für Frankreich, Portugal, Marokko und Aserbaidschan gemeldet.

References

- ASSING V. (2003a): New species and records of *Oxypoda* MANNERHEIM from Spain (Coleoptera: Staphylinidae, Aleocharinae). — Linzer biologische Beiträge **35** (2): 813-829.
- ASSING V. (2003b): New species and records of *Eurysunius*, subgenus of *Astenus* DEJEAN, from the Iberian Peninsula (Coleoptera). — Linzer biologische Beiträge **35** (2): 693-700.
- ASSING V. (2004): Two new species of *Cypha* LEACH from Spain (Coleoptera: Staphylinidae, Aleocharinae). — Linzer biologische Beiträge **36** (2): 735-740.
- ASSING V. (2005): New species and records of Staphylinidae from China (Coleoptera). — Entomologische Blätter **101** (1): 21-42.
- ASSING V. (2008): Nine new species and additional records of Staphylinidae from southern Spain, with new synonymies (Insecta: Coleoptera). — Linzer biologische Beiträge **40** (2): 1301-1325.
- ASSING V. (2009): A revision of *Ceranota* STEPHENS, subgenus of *Aleochara* GRAVENHORST (Coleoptera: Staphylinidae: Aleocharinae). — Beiträge zur Entomologie, Keltern **59** (2): 355-422.
- ASSING V. (in press): On the Staphylinidae of Turkey. VII. Six new species and additional records (Coleoptera: Staphylinidae). — Koleopterologische Rundschau **80** (2010).
- BRUNDIN L. (1952): *Acrotona*-Studien. (Gattung *Atheta*, Col., Staphylinidae). — Entomologisk Tidskrift **73**: 93-145
- COIFFAIT H. (1978): Coléoptères staphylinides de la région paléartique [sic] occidentale. III. Sous famille Staphylininae, Tribu Quediini. Sous famille Paederinae, Tribu Pinophilini. — Supplément à la Nouvelle Revue d'Entomologie **8** (4): 364 pp.
- DE MARZO L. & A. ZANETTI (2007): *Diestota guadalupensis* PACE, 1987. — Bollettino della Società Entomologica Italiana **139**: 177.

- GAMARRA P. & R. OUTERELO (2005): Catálogo iberobaleár de los Aleocharinae (Coleoptera: Staphylinidae). — Boletín Sociedad Entomológica Aragonesa **37**: 1-81.
- GAMARRA P. & R. OUTERELO (2008): Catálogo iberobaleár de los Staphylininae (Coleoptera: Staphylinidae). — Boletín Sociedad Entomológica Aragonesa **42**: 197-251.
- GAMARRA P. & R. OUTERELO (2009): Catálogo iberobaleár de los Aleocharinae (Coleoptera: Staphylinidae). — Updated online version of GAMARRA P. & R. OUTERELO (2005); retrieved from http://darwin.bio.ucm.es/usuarios/bba/cont/docs/RO_9.pdf.
- GUSAROV V.I. (2003): Revision of some types of North American aleocharines (Coleoptera: Staphylinidae: Aleocharinae), with synonymic notes. — Zootaxa **353**: 1-134.
- HERMAN L.H. (2001): Catalog of the Staphylinidae (Insecta: Coleoptera). 1758 to the end of the second millennium. Volumes I-VII. — Bulletin of the American Museum of Natural History **265**: 1-4218.
- KRAATZ G. (1858): Beitrag zur Käferfauna Griechenlands. Zweites Stück: Palpicornia, Silphales, Scydmaenidae, Pselaphidae, Staphylinidae. — Berliner Entomologische Zeitschrift **2**: 37-67.
- MARUYAMA M. (2006): Revision of the Palearctic species of the myrmecophilous genus *Pella* (Coleoptera, Staphylinidae, Aleocharinae). — National Science Museum Monographs **32**: 1-207.
- SILVA P.M. DE, FARIA E SILVA I. DE, BOIEIRO M., AGUIAR C.A.S. & A.R.M. SERRANO (2006): Four new records to the rove-beetle fauna of Portugal (Coleoptera, Staphylinidae). — Boletín Sociedad Entomológica Aragonesa **39**: 397-399.
- SMETANA A. (2004): Staphylinidae, subfamilies Omaliinae–Dasycerinae, Phloecharinae–Apaticinae, Piestinae–Staphylininae, pp. 237-272, 329-495, 505-698. — In: LÖBL I. & SMETANA A. (eds), Catalogue of Palearctic Coleoptera. II. Hydrophiloidea – Histeroidea – Staphylinoidea. Stenstrup: Apollo Books, 942 pp.
- TRONQUET M. (2002): *Leptotheta blascoi* n.sp. d'Espagne; seconde espèce connue pour ce genre (Coleoptera, Staphylinidae, Aleocharinae). — Nouvelle Revue d'Entomologie (N.S.) **19** (2): 111-114.
- TRONQUET M. (2009): Révision des *Aleochara* (*Heterochara*) d'Europe, du bassin méditerranéen et des Îles Atlantiques (Coleoptera: Staphylinidae, Aleocharinae, Aleocharini). — Revue de l'Association Roussillonnaise d'Entomologie **18** (3): 93-125.
- ZERCHE L. (1996): Die *Oxypoda*-Arten der Kanarischen Inseln: Taxonomie, Bionomie, Phylogenie und Biogeographie (Coleoptera: Staphylinidae, Aleocharinae). — Beiträge zur Entomologie, Berlin **46** (2): 277-372.

Author's address: Dr. Volker ASSING
Gabelsbergerstr. 2
D-30163 Hannover, Germany
E-mail: vassing.hann@t-online.de

ZOBODAT - www.zobodat.at

Zoologisch-Botanische Datenbank/Zoological-Botanical Database

Digitale Literatur/Digital Literature

Zeitschrift/Journal: [Linzer biologische Beiträge](#)

Jahr/Year: 2010

Band/Volume: [0042_2](#)

Autor(en)/Author(s): Assing Volker

Artikel/Article: [Four new species and additional records of Staphylinidae from Spain, primarily from the south \(Insecta: Coleoptera\) 1105-1124](#)