

Linzer biol. Beitr.	44/1	551-589	31.7.2012
---------------------	------	---------	-----------

Revision of the Afrotropical species of the genus *Hesperus* FAUVEL (Coleoptera: Staphylinidae: Philonthina)

L. HROMÁDKA

A b s t r a c t : Afrotropical species of the genus *Hesperus* FAUVEL 1872 are revised. The genus contains twenty six Afrotropical species, one of which is described as new: *H. oriolus* nov.sp. (Nigeria, Cameroon). New combinations: *Hesperus sericeicollis* (CAMERON 1950) comb. nov. (from *Belonuchus* NORDMANN 1837); *Philonthus kuboni* (HROMÁDKA 2005) nov.comb. (from *Hesperus*). All species are (re)described and morphological details of some species and aedeagi of all species are figured. A key to Afrotropical species of the genus *Hesperus* is provided. A list of all *Hesperus* species is provided along with their known distribution.

K e y w o r d s : Coleoptera, Staphylinidae, Philonthina, *Hesperus*, Afrotropical region, taxonomy, new species, new combination, key.

1. Introduction

The philonthine genus *Hesperus* was described by FAUVEL (1874); typus generis: *H. rufipennis* (GRAVENHORST 1802), originally described as *Staphylinus rufipennis*, designated by LUCAS (1920) by subsequent designation. The genus includes more than two hundred species from all zoogeographical regions, from the Afrotropical 27 species have been described. The only taxonomic studies devoted to Afrotropical species of this genus are by BERNHAUER (1928) and SCHEERPELTZ (1956). This genus was exhaustively characterized by SMETANA (1995): "The species of *Hesperus* may be best recognized by the combination of the following character states: from middle to large species 7.1-17.3 mm; head mostly transverse, eyes variably shorter than temples, antennae moderately long, slightly to moderately widened toward apex, first three antennomeres bearing only sparse strong bristles, outer antennomeres varying from about longer than wide, to as long as wide, antennomere 11 obliquely truncate at apex, maxillary palpus long, with apical palpomere almost twice as long and distinctly narrower than penultimate palpomere, labial palpus long with numerous punctures, pronotum without clearly differentiated dorsal row of punctures and with wide impunctate midline; protarsus mostly shorter than protibia; protarsomere 1 distinctly shorter than protarsomeres 2 and 3 combined; and protarsomeres 1-4 in both sexes at liest slightly dilated."

2. Material, methods and measurements

The material referred to in this study is deposited in the following institutions and private collection.

BMNH The Natural History Museum, London, United Kingdom (Max Barclay and Roger Booth);
 HNMH Hungary Natural History Museum Budapest, Hungary (Gyorgy Makranczy);
 IRSB Institut royal des Science naturelles de Belgique, Bruxelles, Belgium (Yvonnick Gerard);
 cHPC Lubomír Hromádka collection, Praha, Czech Republic;
 FMNH Field Museum of Natural History, Chicago, USA (James M. Boone);
 MRAC Musée Royal de l'Afrique Centrale, Tervuren, Belgium (Marc de Meyer);
 NHMW Naturhistorisches Museum Wien, Austria (Harald Schillhammer);
 ZMHB Museum für Naturkunde der Humboldt-Universität, Berlin, Germany (Manfred Uhlig).

A double slash (//) is used to divide separate labels of type specimens. All measurements were taken in beetles with extended abdomen. Ratios mentioned in the descriptions can be converted to lengths using the following formula: 20 units = 1 mm.

3. Species list of Afrotropical species of the genus *Hesperus* FAUVEL 1872

<i>H. addisadebaensis</i> SCHEERPELTZ 1971	Ethiopia
<i>H. africanus</i> BERNHAUER 1915	Erythrea, Sudan
<i>H. anas</i> HROMÁDKA 2009	Democratic Republic of the Congo
<i>H. belonuchiformis</i> BERNHAUER 1915	Ethiopia
<i>H. burgeoni</i> BERNHAUER 1928	Democratic Republic of the Congo, Uganda
<i>H. cafioides</i> FAUVEL 1889	Liberia
<i>H. depressus</i> BERNHAUER 1908	Cameroon, Democratic Republic of the Congo
<i>H. fraternus</i> BERNHAUER 1928	Republic of South Africa
<i>H. gestroi</i> BERNHAUER 1915	Equatorial Guinea
<i>H. gridellianus</i> BERNHAUER 1928	Ghana, Guinea-Bissau, Republic of the Congo
<i>H. kraatzi</i> EPPELSHEIM 1895	Cameroon, Democratic Republic of the Congo, French Equatorial Africa, Guinea, Kenya, Liberia, Tanzania, Uganda
<i>H. meyeri</i> BERNHAUER 1928	Uganda
<i>H. mirus</i> BERNHAUER 1915	Cameroon, Central African Republic,
<i>H. mylomys</i> HROMÁDKA 2009	Republic of South Africa
<i>H. nobilis</i> BERNHAUER 1928	Democratic Republic of the Congo
<i>H. obscurior</i> BERNHAUER 1915	Ethiopia

<i>H. oriolus</i> HROMÁDKA nov.sp.	Nigeria
<i>H. overlaeti</i> BERNHAUER 1939	Democratic Republic of the Congo
<i>H. puncticeps</i> BERNHAUER 1928	Uganda
<i>H. schedli</i> SCHEERPELTZ 1956	Democratic Republic of the Congo
<i>H. sericeicollis</i> (CAMERON 1950)	Democratic Republic of the Congo
<i>H. sparsiceps</i> BERNHAUER 1928	Fernando Poo
<i>H. sparsior</i> BERNHAUER 1928	Tanzania, Ethiopia, Sudan
<i>H. spectabilis</i> BERNHAUER 1928	Republic of South Africa
<i>H. strigiventris</i> EPPELSHEIM 1895	Cameroon, Central African Republic, Democratic Republic of the Congo, Gabon, Guinea, Togo, Uganda
<i>H. uelensis</i> BERNHAUER 1932	Democratic Republic of the Congo

4. Results

Hesperus addisadebaensis SCHEERPELTZ 1971 (Figs 1-3)

Type material: Holotype ♂: Abessinien, Addis-Abeba, Juni-Juli 1911, [*Hesperus addisadebaensis* O. Scheerpeltz, [red oblong printed label] (NHMW)].

Redescription: Body length 11.2 mm, length of fore body (to end of elytra) 5.5 mm.

Colouration: Head and scutellum black, pronotum black-brown, distinctly golden iridescent, elytra red, first four visible abdominal tergites black with posterior margin broadly and whole visible tergites 5-7 yellow-brown. Maxillary and labial palpi yellow-brown, mandibles black-brown, base of antennomeres 2-3 red-yellow, remaining antennomeres black. Legs brown-yellow.

Head wider than long (ratio 46 : 37), parallel-sided. Posterior angles obtusely rounded, bearing one black bristle. Clypeus with a short line medially. Eyes flat, shorter than temples (ratio 11 : 21). With wide impunctate midline, each side and temporal area with many variably large punctures. Surface with microsculpture consisting of transverse waves.

Antennae short, reaching midlength of pronotum when reclined. Antennomeres 1-4 and 11 longer than wide, antennomeres 5-6 as long as wide, antennomeres 7-10 wider than long.

Pronotum as long as wide, anterior angles conspicuously deflexed, markedly rounded, posterior angles obtusely rounded, base straight. Each dorsal row with ten punctures, with wide impunctate midline, each side with scattered punctures. Surface with microsculpture similar to that on head.

Scutellum very densely and coarsely punctate, diameter of punctures much larger than eye-facets, separated by much less than a puncture diameter in transverse direction.

Elytra longer than wide (54 : 51), parallel-sided, punctation fine and dense, diameter of punctures slightly smaller than that on scutellum, separated smaller than puncture diameter. Metatarsus shorter than metatibia (ratio 25 : 28), metatarsomere 1 slightly

longer than metatarsomere 5 and slightly shorter than metatarsomeres 2-4 combined.

Abdomen wide, very gradually narrowed posteriad, first three visible tergites with two basal lines, elevated area between lines densely punctate, punctation of tergites dense and relatively coarse, most punctures raindrop-shaped. Surface without microsculpture; setation similar to that on head.

Male. Protarsomeres 1-3 slightly dilated and sub-bilobed, each covered with modified pale setae ventrally, protarsomere 4 narrow. Aedeagus (Figs 1-3).

Female. Unknown to the author.

Comparative notes: *Hesperus addisadebaensis* may be distinguished from the similar *H. belonuchiformis* by the darker antennae, longer eyes, wider pronotum and by the different shape of the aedeagus.

Distribution: Ethiopia (HERMAN 2001).

***Hesperus africanus* BERNHAUER 1915 (Figs 4-5)**

Type material: Holotype ♀ (damaged): Erythrea: Ghynda, Chicago NHMus M. Bernhauer collection, // *africanus* Bernhauer TYPUS [ochre oblong label handwritten] (FMNH), COTYPUS: ♀, (strongly damaged) Afr., or., Erythrea: Ghynda, Bang Haas. (FMNH).

Redescription: Body length 9.1 mm, length of fore body (to end of elytra) 5.1 mm.

Colouration: Head, pronotum, scutellum and abdomen black, elytra red, maxillary and labial palpi, and legs yellow-red, mandibles and antennae black, base of antennomeres 2-3 red-yellow. Pronotum slightly golden iridescent.

Head transverse, distinctly wider than long (ratio 42 : 32), parallel-sided, posterior angles almost rectangular vaguely rounded, bearing two long and several short bristles. Eyes flat, shorter than temples (ratio 13 : 15), with wide impunctate midline, sides with many irregular coarse punctures, temporal area with punctures of variable size. Surface with fine microsculpture consisting of transverse waves.

Antennae stout and short, reaching posterior third of pronotum when reclined. Antennomere 1 twice as long as antennomere 11, antennomere 2 longer than antennomere 3, antennomeres 4-10 distinctly wider than long.

Pronotum as long as wide, sinuately narrowed posteriad. Anterior angles and lateral margins (in anterior half denser) with several variably long bristles, with wide impunctate midline. Each dorsal row with different number (12-14) of coarse punctures. Punctures much larger than eye-facets, very irregularly spaced. Surface with microsculpture similar to that on head.

Scutellum very densely and coarsely punctate, punctures mostly contiguous.

Elytra longer than wide (ratio 55 : 50), parallel-sided. Punctation fine and sparse, diameter of punctures approximately as large as eye-facets, separated by one and half or two puncture diameters. Surface between punctures without microsculpture; setation yellow-brown.

Legs. Metatibia longer than metatarsus (ratio 27 : 25). Metatarsomere 1 longer than metatarsomere 5.

Abdomen wide, from visible tergite V slightly narrowed posteriad. First three visible

tergites with two basal lines, elevated area between lines coarsely punctate. Punctuation of visible tergites denser and coarser than that on elytra, gradually becoming finer and conspicuously sparser towards posterior margin of each tergite. Surface without microsculpture; setation darker than that on elytra.

Male. Unknown to the author.

Female. Protarsomeres 1-3 slightly dilated and sub-bilobed, each covered with modified pale setae ventrally, protarsomere 4 slightly narrower than preceding ones. Tergite X (Fig. 4),

Comparative notes: *Hesperus africanus* is similar to *H. spectabilis*, but differs by the shorter eyes, darker antennomeres 1-3 and slightly golden iridescent pronotum.

Distribution: Erythrea, Sudan south (HERMAN 2001).

***Hesperus anas* HROMÁDKA 2009 (Figs 6-10)**

Type material: Holotype ♂: Democratic Republic of the Congo, ['Congo Belge'] Massif Ruwenzori, Kalonge, 2.100 m, Riv. Nyamwamba, aff. Butahu: P.N.A., 25.-27.-viii.-1952, P. Vanschuytbroeck & J. Kekenbosch 902-03 //HOLOTYPUS *Hesperus anas* sp. n. Hromádka det. 2009 [red oblong printed label] (MRAT). PARATYPES: 1 spec., same data as in holotype (CHPC); 2 spec., Massif Ruwenzori, Kalonge, 2180 m, Riv. Katauleko, aff. Butahu, Congo Belge: P.N.A. 2.-x.-1952, P. Vanschuytbroeck & J. Kekenbosch 1126 (MRAT); 3 spec., Massif Ruwenzori Kalonge, 2060 m, Katauleko, aff. Butahu, Congo Belge: P. N. A., 28.-29.-vii.-1952, P. Vanschuytbroeck & J. Kekenbosch 531-86 (CHPC, MRAT) (All paratypes with red oblong printed labels).

Redescription: Body length 14.5-16.6 mm, length of fore body (to end of elytra) 7.1-8.5 mm.

Colouration: Head and scutellum black, maxillary and labial palpi yellowish brown, antennae and mandibles black, pronotum black, with dark golden iridescence, elytra reddish brown, suture narrowly darker, abdomen black, posterior half of tergite 7 and whole tergite 8 dirty yellow, legs yellowish brown.

Head almost square, wider than long (ratio 67 : 61), parallel-sided, posterior angles slightly rounded. Eyes flat, much shorter than temples (ratio 15 : 32). Clypeus with wide and relatively shallow depression medially. Whole head rather conspicuously, irregularly, sparsely punctate, except for impunctate area on disc. Surface without microsculpture. Mandibles very long.

Antennae reaching posterior third of pronotum when reclined. Antennomeres 1-5 and 11 longer than wide, antennomeres 6-10 as long as wide. Antennomere 1 much longer than antennomere 11, antennomere 3 longer than antennomere 2.

Pronotum as long as wide, distinctly and sinuately narrowed posteriad. Anterior angles almost rectangular, with several variably long black bristles, posterior angles bluntly rounded. Base straight. Each dorsal row with 12-14 punctures. Pronotum with broad impunctate midline. Each side with many variably spaced punctures. Surface without microsculpture.

Entire scutellum very densely and coarsely punctate. Punctures much larger than eye facets, separated by much less than a puncture diameter in transverse direction.

Elytra slightly longer than wide (ratio : 88 : 82), slightly widened posteriad. Punctuation fine and dense, punctures smaller than those on scutellum, separated by one or one and

half puncture diameters in transverse direction. Surface between punctures without microsculpture; setation yellowish.

Legs. Metatibia longer than metatarsus (ratio 45 : 40) metatarsomere 1 longer than metatarsomere 5.

Abdomen wide, parallel-sided, from visible tergite 3 very slightly narrowed posteriad. First three visible tergites with two basal lines, elevated area between lines punctate. Punctuation at base of all tergites much coarser than that on elytra, gradually becoming slightly sparser towards posterior margin of each tergite. Surface without microsculpture; setation similar to that on elytra.

Male. Protarsomeres 1-4 only slightly dilated and sub-bilobed, each covered with modified pale setae ventrally. Aedeagus (Figs 6-8).

Female. Protarsomeres 1-4 similar to those of male, but slightly less dilated. Tergite X (Fig. 9) gonocoxite of female genital segment (Fig. 10).

Comparative notes: *Hesperus anas* differs from *H. sparsior* by the finer punctures in dorsal rows, golden iridescent pronotum, finer punctuation of scutellum and elytra, coarser and denser punctuation of abdomen, from *H. nobilis* by the shorter antennae, different colouration of the abdomen and from both by the different shape of the aedeagus.

Distribution: Democratic Republic of the Congo.

***Hesperus belonuchiformis* BERNHAUER 1915 (Figs 11-14)**

Type material: Holotype ♂: Abessinien: Boroda, Kristensen lgt., Chicago NHMus M. Bernhauer collection // *belonuchiformis* Bernhauer TYPUS [ochre oblong label handwritten] (FMNH).

Redescription: Body length 7.9 mm, length of fore body (to end of elytra) 4.7 mm.

Colouration: Head black, scutellum and pronotum black-brown, distinctly golden iridescent, elytra red, suture narrowly dark, visible abdominal tergites 1-4 brown-black, posterior margin of tergites narrowly and all paratergites yellow-red, posterior half of tergite 5, whole tergites 6-7 and legs yellow-brown. Maxillary and labial palpi, and antennomeres 1-3 yellow-brown, remaining antennomeres brown, mandibles black-brown.

Head transverse, wider than long (ratio 39 : 31), parallel-sided, posterior angles obtusely rounded, bearing two long black bristles. Eyes flat, shorter than temples (ratio 10 : 15). With wide impunctate midline, each side with many variably sized punctures. Temporal area with scattered punctures. Surface with fine microsculpture consisting of transverse waves.

Antennae stout, reaching posterior third of pronotum when reclined. Antennomere 1 longer than antennomere 11, antennomere 2 shorter than antennomere 3, antennomeres 5-10 wider than long.

Pronotum longer than wide (ratio 39 : 35), with lateral outline vaguely concave, distinctly narrowed posteriad, posterior angles markedly rounded. With wide impunctate midline, each dorsal row with ten coarse approximately equidistant punctures, each side irregularly, sparsely punctate. Surface with microsculpture similar to that on head.

Scutellum very coarsely and densely punctate, diameter of punctures almost as large as diameter of punctures in dorsal rows, interstices very small. Surface with distinct microsculpture.

Elytra longer than wide (ratio 50 : 46), parallel-sided, sides with several variably long bristles. Punctuation fine and dense, diameter of punctures smaller than those on scutellum, separated by a puncture diameter in transverse direction. Surface between punctures without microsculpture; setation dirty yellow.

Legs. Metatibia longer than metatarsus (ratio 26 : 24), metatarsomere 1 shorter than metatarsomere 5.

Abdomen wide, parallel-sided, first three visible tergites with two basal lines, elevated area between basal lines coarsely punctate, punctuation at base of all tergites coarser than that on elytra, becoming vaguely sparser towards posterior margin of each tergite, most of punctures raindrop-shaped. Surface without microsculpture; setation darker than that on elytra.

Male. Protarsomeres 1-3 slightly dilated and sub-bilobed, each covered with modified pale setae ventrally, protarsomere 4 narrower than preceding ones. Sternite IX (Fig. 14), aedeagus (Figs 11-13).

Female. Unknown to the author.

Comparative notes: *Hesperus belonuchiformis* may be distinguished from the similar *H. uelensis* by the shorter eyes, different colouration of the abdomen, from *H. addisadebaensis* by the paler antennae, shorter eyes, narrower pronotum and from both by the different shape of the aedeagus.

Distribution. Democratic Republic of the Congo (HERMAN 2001).

***Hesperus burgeoni* BERNHAUER 1928 (Figs 15-17)**

Type material: Holotype ♂: Democratic Republic of the Congo: Watsa, xi.1919, L. Burgeon, Musée du Congo, Haut Uele, // *Hesperus burgeoni* Bernhauer TYPUS [ochre oblong label handwritten] (FMNH).

Redescription: Body length 12.8 mm, length of fore body (to end of elytra) 6.7 mm.

Colouration: Head and pronotum black, middle of scutellum reddish, sides narrowly black, elytra red-yellow, abdomen black, posterior margin of visible tergites 1-4 wide yellow-red, anterior two thirds of tergite 5 black, posterior third of tergite 5 and whole tergites 6-7 yellow-red. Maxillary and labial palpi, and legs yellow-red, base of antennomere 2 red-yellow, remaining antennomeres and mandibles black-brown. Pronotum slightly golden iridescent.

Head as long as wide, distinctly narrowed posteriad, posterior angles obtusely rounded, punctuation sparse. Eyes small, temples twice as long as eyes (ratio 12 : 6), punctuation sparse, surface with fine microsculpture.

Antennae long, reaching posterior margin of pronotum when reclined. Antennomeres 1-8 and 11 longer than wide, antennomeres 9-10 as long as wide. Antennomere 1 more than twice as long as antennomere 11, antennomere 2 shorter than antennomere 3.

Pronotum as long as wide, distinctly narrowed posteriad. Anterior angles obtusely

rounded bearing several short black bristles, posterior angles markedly rounded. Pronotum with broad impunctate midline. Each dorsal row with 16-18 irregularly spaced punctures, each side with several coarse punctures. Surface with microsculpture similar to that on head.

Scutellum coarsely and densely punctate, punctures twice as large as eye-facets, interstices very small.

Elytra as long as wide, very slightly widened posteriad. Punctuation finer and sparser than that on scutellum. Surface between punctures without microsculpture; setation long and yellow.

Legs. Metatibia longer than metatarsus (ratio 51 : 44). Metatarsomere 1 shorter than metatarsomere 5.

Abdomen wide, from visible tergite III slightly narrowed posteriad. First three visible tergites with two basal lines, elevated area between lines punctate. Punctuation of visible tergites much finer and sparser than that on elytra. Surface without microsculpture; setation similar to that on elytra.

Male. Protarsomeres 1-3 slightly dilated and sub-bilobed, each covered with modified pale setae ventrally, protarsomere 4 narrower than preceding ones. Aedeagus (Figs 15-17).

Female. Unknown to the author.

Comparative notes: *Hesperus burgeoni* may be distinguished from similar *H. oriolus* sp. nov. by the larger number of punctures in the dorsal rows of the pronotum, different colouration of the abdomen and by the different shape of the aedeagus.

Distribution: Democratic Republic of the Congo, Uganda (HERMAN 2001).

***Hesperus cafioides* FAUVEL 1889 (Figs 18-22)**

Type material: Ex-Typis ♂: Liberia, R.I.Sc.N.B. 17.479, Coll. Et det. A. Fauvel, *cafioides* Fauvel [ochre oblong label, handwritten) (IRSB).

Additional material: Cameroon: 3 spec., *Hesperus cafioides* Fauvel, Coll. Et det. A. Fauvel, R.I.Sc.N.B. 17.479, 3 spec., Stanleyville, vii.1929, A. Collart, M. Cameron, det. (IRSB). Togo: 1 spec., Nakurua, i.ix.1902, Grof Zech S. (cHPC).

Description: Body length 9.8-11.2 mm, length of fore body (to end of elytra) 4.9-5.8 mm.

Colouration: Head and pronotum black, elytra and abdomen black-violet, posterior margin of all tergites paler, maxillary and labial palpi yellow-brown, mandibles, legs and antennae black-brown.

Head transverse, wider than long (ratio 50 : 40), very slightly narrowed posteriad. Posterior angles obtusely rounded, bearing one long and several shorter black bristles. Eyes small, temples twice as long as eyes (ratio 10 : 5). Round midhead impunctate, sides and clypeus densely and coarsely punctate, diameter of punctures almost as large as two eye-facets combined, separated mostly by less than a puncture diameter. Surface with very fine microsculpture consisting of transverse waves.

Antennae reaching posterior third of pronotum when reclined. Antennomeres 1-3 and 11 longer than wide, antennomeres 4-7 as long as wide, antennomeres 8-10 wider than long. Antennomere 1 as long as antennomeres 8-10 combined.

Pronotum as wide as long, distinctly narrowed posteriad, base straight. Anterior angles bearing several long bristles, posterior angles conspicuously rounded. Each dorsal row with 14 approximately equidistant punctures. With narrow impunctate midline, each side with many variably large, irregularly spaced punctures. Surface without microsculpture; setation of sides long and grey-brown.

Scutellum very densely and coarsely punctate, punctures slightly larger than eye-facets, interstices very small.

Elytra as long as wide, very slightly arcuately widened posteriad. Punctuation vaguely finer and sparser than that on scutellum. Sides bearing several bristles of variable length. Surface without microsculpture; setation of the same colour as that on pronotum.

Legs. Metatibia longer than metatarsus (ratio 33 : 29), metatarsomere 1 as long as metatarsomere 5.

Abdomen wide, gradually narrowed posteriad, first three visible tergites with two basal lines, elevated area between lines punctate. Punctuation at base of tergites coarser and denser than that on elytra, punctures mostly drop-shaped, gradually becoming finer and sparser towards posterior margin of each tergite. Surface between punctures without microsculpture; setation similar to that on elytra.

Male. Protarsomeres 1-3 dilated and sub-bilobed, each covered with modified pale setae ventrally, protarsomere 4 narrower than preceding ones. Aedeagus (Figs 18-20).

Female. Protarsomeres 1-3 slightly dilated, scarcely sub-bilobed, narrower than preceding ones. Tegite X (Fig. 21), gonocoxite of female genital segment (Fig. 22).

Comparative notes: *Hesperus cafioides* may be distinguished from the similar *H. gestroi* by the shorter antennae, longer eyes, different colouration of the abdomen and by the different shape of the aedeagus.

Distribution: Liberia, Angola, Cameroon, Congo, French Equatorial Africa, Gabon, Guinea, Ivory Coast, Nigeria, Sierra Leone, Togo (HERMAN 2001).

***Hesperus depressus* BERNHAUER 1908 (Figs 23-25)**

Type material: Holotype ♂: Kamerun, Kraatz, // *Hesperus depressus* Bernhauer, TYPE, [ochre oblong label handwritten], Chicago NHMus M. Bernhauer collection (FMNH). Paratype ["Cotyus"] ♂: same label data as holotype.

Redescription: Body length 10.5 mm, length of fore body (to end of elytra) 6.1 mm.

Colouration: Head black, slightly golden iridescent, pronotum black-brown, distinctly golden iridescent, scutellum dark brown, sides narrowly yellow-red, shining, elytra yellow-brown, first four visible tergites brown, remaining tergites yellow-brown, paler than elytra, maxillary and labial palpi yellow-brown, mandibles black. Antennomere 1 and base of antennomere 2 brown-yellow, remaining antennomeres black-brown, legs brown-yellow.

Head transverse, wider than long (ratio 50 : 43), parallel-sided, posterior angles obtusely rounded, bearing two black bristles. Eyes much shorter than temples (ratio 14 : 23), posterior angles with three coarse punctures, in the middle of head impunctate circle, sides and temporal area with many irregularly arranged coarse punctures. Surface with very fine microsculpture consisting of transverse waves.

Antennae slightly widened distally, reaching posterior third of pronotum when reclined. Antennomeres 1-3 and 11 longer than wide, antennomeres 4-5 as long as wide, antennomeres 6-10 slightly serrate. Antennomere 1 twice as long as antennomere 11, antennomere 2 shorter than antennomere 3.

Pronotum as long as wide, distinctly narrowed posteriad, anterior angles rounded, bearing several long black bristles, posterior angles markedly rounded. Each dorsal row with 10 coarse, irregularly spaced punctures. With wide impunctate midline, each side with many irregular punctures of variable size. Surface with microsculpture similar to that on head.

Scutellum very densely and coarsely punctate. Diameter of punctures much larger than eye-facets.

Elytra longer than wide (ratio 59 : 53), parallel-sided. Punctuation fine and dense, punctures slightly smaller than that on scutellum, separated by a puncture diameter in transverse direction. Surface without microsculpture; setation yellow-brown.

Legs. Metatibia longer than metatarsus (ratio 29 : 25), metatarsomere 1 vaguely longer than metatarsomere 5.

Abdomen wide, from visible tergite 3 slightly narrowed anteriad and posteriad. First three visible abdominal tergites with two basal lines, elevated area between lines punctate. Punctuation of visible tergites slightly finer but much denser than that on elytra. Surface between punctures without microsculpture; setation similar to that on elytra.

Male. Protarsomeres 1-3 slightly dilated, each covered with modified pale setae ventrally, protarsomere 4 narrower than preceding ones. Aedeagus (Figs 23-25).

Female. Protarsomeres 1-3 moderately dilated, each covered with modified pale setae ventrally, protarsomere 4 very small.

Comparative notes: *Hesperus depressus* may be distinguished from the similar *H. meyeri* by the shorter pronotum, denser and finer punctuation of elytra, by the golden iridescence of head and pronotum and by the different shape of the aedeagus.

Distribution. Cameroon, Democratic Republic of the Congo (HERMAN 2001).

***Hesperus fraternus* BERNHAUER 1928 (Fig. 30)**

Type material: Holotype ♀: Frere-Natal, Marshall-Collection 1910-42, [*Hesperus fraternus* Bernhauer n.sp. [ochre oblong label handwritten]], (BMNH). Paratype ["COTYPE"]: ♀, 'Süd - Afrika Natal, Zululand, [*Hesperus fraternus* Bernhauer COTYPUS [ochre oblong label handwritten], Chicago NHMus M. Bernhauer collection (FMNH).

Description: Body length 9.3 mm, length of fore body (to end of elytra) 4.8 mm.

Colouration: Head, pronotum and scutellum black, pronotum slightly golden iridescent, elytra red, abdomen black-brown, mandibles black, maxillary and labial palpi yellow-brown, antennae black-brown, legs brown-yellow, tibiae slightly darker.

Head wider than long (ratio 36 : 32), slightly narrowed posteriad, posterior angles indistinct, bearing one long black bristle. Clypeus with two coarse punctures arranged in ventral row on each side. Middle of head impunctate, sides and temporal area coarsely punctate. Eyes slightly convex, shorter than temples (ratio 11 : 13). Surface with very fine microsculpture consisting of transverse waves.

Antennae stout, distinctly widened distally, reaching posterior third of pronotum when reclined. Antennomeres 1-3 and 11 longer than wide, antennomere 4 as long as wide, antennomeres 5-10 distinctly wider than long. Antennomere 1 longer than antennomere 11, antennomere 2 longer than antennomere 3.

Pronotum almost as long as wide, distinctly sinuately narrowed posteriad. Anterior angles indistinct, each bearing several bristles of variable length. Posterior angles markedly rounded. Each dorsal row with about ten punctures, with wide impunctate midline, each side with several fine, irregularly spaced punctures. Surface with microsculpture similar to that on head.

Scutellum very densely and coarsely punctate, punctures as large as two eye-facets combined, separated by much less than a puncture diameter in transverse direction.

Elytra almost as wide as long, parallel-sided. Punctuation finer and sparser than that on scutellum. Punctures slightly larger than eye-facets, separated by one or one and half puncture diameters.

Legs. Metatibia longer than metatarsus (ratio 23 : 21). Metatarsomere 1 shorter than metatarsomere 5.

Abdomen wide, from visible tergite 3 slightly narrowed posteriad. First three visible tergites with two basal lines, elevated area between basal lines densely punctate. Punctuation of visible tergites somewhat coarser and sparser than that on elytra. Surface between punctures without microsculpture; setation of the same colour as that on elytra.

Male. Unknown to the author.

Female. Protarsomere 1-3 slightly dilated, each covered with modified pale setae ventrally, protarsomere 4 narrower than preceding ones. Gonocoxite of female genital segment (Fig. 30).

Comparative notes: *Hesperus fraternus* may be distinguished from the similar *H. obscurior* by the shorter elytra and finer punctuation of the abdomen, from *H. sparsior* by the slightly longer eyes, narrower head, wider elytra, from *H. obscurior* by the narrower head, longer eyes, darker legs and from the latter by the different shape of the aedeagus.

Distribution: Republic of South Africa (HERMAN 2001).

***Hesperus gestroi* BERNHAUER 1915 (Figs 31-34)**

Type material: 2 "Cotypes" ♂ ♀: Insel Fernando Poo: Moka, 1300-1500 m, 11.iii.1902, L. Fea, Museo Civico Genova // *gestroi* Bernhauer COTYPUS [ochre oblong label handwritten] Chicago NHMus M. Bernhauer collection (FMNH).

Redescription: Body length 13.2-14.5 mm, length of fore body (to end of elytra) 6.2-7.0 mm.

Colouration: Head and pronotum dark brown-violet, scutellum and elytra dark violet-red, visible abdomen tergites III-VI dark brown-red, tergite VII orange-yellow, tergite VIII yellow. Maxillary and labial palpi, mandibles and legs dark brown, base of antennomere 2 yellow-brown, remaining antennomeres black-brown.

Head distinctly wider than long (ratio 45 : 35 ♀ ♀, 62 : 42 ♂ ♂), parallel-sided, posterior angles obtusely rounded bearing two long black bristles. Between eyes with four fine punctures, distance between medial interocular punctures twice as long as distance be-

tween medial and lateral puncture. Eyes almost as long as temples. Posterior margin of eyes with two coarse punctures, temporal area with several variably large punctures. Surface with very fine microsculpture consisting of transverse waves.

Antennae long, reaching posterior margin of pronotum when reclined. Antennomeres 1-8 and 11 longer than wide, antennomeres 9-10 as long as wide.

Pronotum wider than long (ratio 51 : 47 ♀ ♀, 60 : 52 ♂ ♂), parallel-sided, anterior angles conspicuously deflexed, vaguely obtusely rounded, posterior angles markedly rounded. Left dorsal row with five coarse punctures, right row with four punctures, each sublateral row with two punctures, puncture 2 shifted toward lateral margin. Two long black bristles in anterior third of sides. Surface without microsculpture.

Whole scutellum finely and densely punctate, punctures as large as eye-facets, separated by one and half or two puncture diameters. Surface without microsculpture.

Elytra wider than long (ratio 69 : 65 ♀ ♀, 72 : 70 ♂ ♂), vaguely widened posteriad. Punctuation very fine and relatively sparse. Diameter of punctures slightly larger than eye-facets, separated by one and half or two puncture diameters. Surface without microsculpture; setation brown-yellow.

Legs. Metatibibia as long as metatarsus, metatarsomere 1 longer than metatarsomere 5, as long as metatarsomeres 2-4 combined.

Abdomen parallel-sided, from visible tergite IV slightly narrowed posteriad. First three visible tergites with two basal lines, elevated area between lines impunctate. Punctuation finer and sparser than that on elytra. Surface without microsculpture; setation similar to that on elytra.

Male. Protarsomeres 1-3 relatively slightly dilated and sub-bilobed, each covered with modified pale setae ventrally, protarsomere 4 narrower than preceding ones. Sternite IX (Fig. 34), aedeagus (Figs 31-33).

Female. Protarsomeres 1-3 less dilated than those in male, protarsomere 4 small.

Comparative notes: *Hesperus gestroi* may be distinguished from the similar *H. cafioides* by the longer antennae, shorter eyes, different colouration of the abdomen and by the different shape of the aedeagus.

Distribution. Island Fernando Poo (HERMAN 2001).

***Hesperus gridellianus* BERNHAUER 1928 (Figs 35-37)**

Type material: not studied.

Additional material: Ghana, 21 spec., Votta Region, Kveté 400 m, N G 6 52-E O 31, 29.viii.1967, nNr. 265 sifting, Dr.S. Endrödy – Younga HMNH, cHPC), 18 spec., Western region, Pretsea, 30 m, N 4 55-W 1 52, 6.vi.1966, sifting Nr. 172, Dr. S. Endrödy – Younga (HMNH, cHPC), Guinea-Bissau, 2 spec., Sérédoux, lux, 7.-8.i.1975, leg., Zott, (cHPC), Republic of Congo, 21 spec., Sibits IRHO oilpalm plantation, 23.ii.1963, Nr. 224, sifted fallen oilpalm fruits, Soil Zoological Exp., Congo Brazzaville, leg., Dr. S. Endrödy – Younga (HMNH, cHPC).

Redescription: Body length 12.3 mm, length of fore body (to end of elytra) 5.5 mm.

Colouration: Body black, abdomen very slightly blue iridescent, maxillary and labial palpi, base of antennomere 2 and legs dark brown, mandibles and antennomere 1 black, remaining antennomeres brown.

Head transverse, wider than long (ratio 47 : 37), parallel-sided, posterior angles obtusely rounded bearing one long black bristle and several short bristles. Eyes very slightly convex, shorter than temples (ratio 12.5 : 17.5), entire head densely and coarsely punctate, except clypeus and narrow midline. Surface without microsculpture.

Antennae long, reaching posterior third of pronotum when reclined. Antennomere 1 twice as long as antennomere 11, antennomere 2 shorter than antennomere 3.

Pronotum approximately as long as wide, distinctly narrowed posteriad. Anterior angles almost rectangular, each bearing three long and several short bristles, posterior angles slightly marked, base of pronotum straight. With wide impunctate midline, each side very densely, coarsely and irregularly punctate. Surface without microsculpture.

Scutellum very densely and coarsely punctate. Diameter of punctures twice as large as one eye-facet, separated much less than a puncture diameter.

Elytra wider than long (ratio 57 : 53), very slightly widened posteriad, very coarsely and densely punctate, punctures slightly smaller than that on scutellum, separated by a puncture diameter or slightly less. Sides and posterior margin bearing several variably long bristles. Surface between punctures without microsculpture, setation black.

Legs. Metatarsus shorter than metatibia (ratio 27 : 31). Metatarsomere 1 longer than metatarsomere 5.

Abdomen from visible tergite 3 very gradually narrowed posteriad, first three visible tergites with two basal lines. Elevated area between basal lines densely punctate. Punctuation at base of all tergites finer and denser than that on elytra, gradually becoming finer and much sparser towards posterior margin of each tergite. Surface without microsculpture, setation similar to that on head.

Male. Protarsomeres 1-3 simple, moderately dilated, each covered with modified pale setae ventrally, protarsomere 4 narrower than preceding ones. Aedeagus (Figs 35-37).

Female. Unknown to the author.

Comparative notes: *Hesperus gridellianus* is similar to *H. schedli*, but may be distinguished by the shorter antennae and eyes, abdomen not iridescent.

Distribution: Guinea-Bissau (HERMAN 2001).

***Hesperus kraatzii* EPPELSHEIM 1895 (Figs 38-40)**

Type material: Holotype ♂: //Togoland, West Africa, ded. Kraatz, *krattzi* Epp., c. Eppelsh, Steind. d. [ochre oblong label handwritten], TYPUS [red oblong printed label]. (NHMW).

Additional material: Democratic Republic of the Congo: ♂, Massif Ruwenzori, river (moyenne), affl., Semliki, 1,830m, 29.viii.1956, P. Vanschuytbroeck (LHPC). Kamerun: ♀, Jüh. Albrechtshütte. 1.vii.-31.viii.1897, L. Conradt. (LHPC).

Redescription: Body length 7.9-8.8 mm, length of fore body (to end of elytra) 3.8-4.7 mm.

Colouration: Body and antennae black, head and pronotum distinctly golden-brown iridescent, maxillary and labial palpi, mandibles and legs dark brown.

Head wider than long (ratio 37 : 27), slightly narrowed posteriad, posterior angles with one small tooth like in *Philonthus morio* BOHEMAN 1848, bluntly rounded, bearing one long and two short black bristles. Clypeus medially with four coarse punctures arranged in shape of a square. With wide impunctate midline, each side with many coarse punc-

tures arranged in shape of a "V". Eyes slightly projecting, shorter than temples (ratio 11 : 13). Surface with microsculpture consisting of transverse waves.

Antennae long, reaching posterior sixth of pronotum when reclined. Antennomeres 1-4 and 11 longer than wide, antennomeres 5-6 as long as wide, antennomeres 7-10 wider than long.

Pronotum as long as wide, distinctly narrowed posteriad. Anterior angles obtusely rounded with several punctures, bearing two long and several short black bristles, posterior angles markedly rounded, base straight. With wide impunctate midline, each side with scattered punctures, each dorsal row with ten coarse punctures. Surface with microsculpture similar to that on head.

Scutellum very densely and coarsely punctate, diameter of punctures much larger than eye-facets, interstices very small, punctures mostly contiguous.

Elytra wider than long (ratio 45 : 42), parallel-sided, anterior angles and sides with several bristles of unequal length. Punctuation much finer than that on scutellum, punctures as large as eye-facets, separated by a puncture diameter or slightly less. Surface without microsculpture; setation brown.

Legs. Metatibia longer than metatarsus (ratio 29 : 23), metatarsomere 1 slightly shorter than metatarsomere 5, as long as metatarsomeres 2-3 combined.

Abdomen wide, from visible tergite 3 slightly narrowed posteriad, first three visible tergites with two basal lines, elevated area between basal lines punctate, punctuation of remaining tergites slightly coarser and sparser than that on elytra. Surface between punctures without microsculpture; setation similar to that on head.

Male. Protarsomeres 1-3 slightly dilated and sub-bilobed, each covered with modified pale setae ventrally, protarsomere 4 smaller than preceding ones. Aedeagus (Figs 38-40).

Female. Protarsomeres 1-4 similar to those of male, but slightly less dilated.

Comparative notes: *Hesperus kraatzi* may be distinguished from the similar *H. sparsiceps* by the shorter eyes and golden-brown iridescent pronotum.

Distribution: Cameroon, Democratic Republic of the Congo, French Equatorial Africa, Guinea, Kenya, Liberia, Nigeria, Tanzania, Uganda. (HERMAN 2001).

***Hesperus meyeri* BERNHAUER 1928 (figs 43-46)**

Type material: Cotype ♂: Uganda, // *Hesperus* (FMNH).

Redescription: Body length 10.8 mm, length of fore body (to end of elytra) 5.6 mm.

Colouration: Head, pronotum and scutellum black, elytra red-yellow, abdomen red-brown, posterior margin of all tergites broadly red-yellow, mandibles black-brown, maxillary and labial palpi, legs, antennomeres 1-2 and base of antennomere 3 yellow-brown, remaining antennomeres black.

Head distinctly wider than long (ratio 47 : 33), slightly narrowed posteriad, posterior angles obtusely rounded. Eyes slightly convex, slightly longer than temples (ratio 15 : 13), from posterior angles towards middle with several coarse punctures, with wide impunctate midline, each side and temporal area with several irregular punctures. Surface without microsculpture.

Antennae reaching posterior fourth of pronotum when reclined. Antennomeres 1-4 and 11 longer than wide, antennomeres 5-10 as long as wide. Antennomere 1 distinctly longer than antennomere 11, antennomere 2 shorter than antennomere 3.

Pronotum highly convex, slightly longer than wide (ratio 45 : 43) very slightly narrowed posteriad. Anterior angles conspicuously deflexed, vaguely obtusely rounded, each bearing several bristles of variable length, posterior angles markedly rounded. Each dorsal row with ten coarse, approximately equidistant punctures. With wide impunctate midline, each side with several coarse irregular punctures. Surface without microsculpture.

Scutellum densely and coarsely punctate, diameter of punctures larger than eye-facets, separated by less than a puncture diameter in transverse direction.

Elytra wider than long (ratio 66 : 60), slightly widened posteriad. Punctuation fine and sparse, punctures much smaller than those in dorsal rows of pronotum, separated by one and half or two puncture diameters. Each side with many bristles of variable length. Surface between punctures without microsculpture. Setation yellowish-brown.

Legs. Metatibia longer than metatarsus (26 : 21), metatarsomere 1 as long as metatarsomere 5.

Abdomen wide, from visible tergite II distinctly narrowed posteriad. First three visible tergites with two basal lines, elevated area between lines punctate. Punctuation of visible tergites finer and denser than that on elytra. Surface without microsculpture; setation of same colour as that on elytra.

Male. Protarsomeres 1-3 relatively slightly dilated and sub-bilobed, each covered with modified pale setae ventrally, protarsomere 4 narrower than preceding ones. Sternite IX (Fig. 46), aedeagus (Figs 43-45).

Female. Unknown to the author.

Comparative notes: *Hesperus meyeri* is very similar to *H. depressus* from which it may be distinguished by the longer pronotum, coarser and sparser punctuation of elytra, by the head and pronotum without golden iridescence and by the different shape of the aedeagus, from *H. obscurior* by the coarser and sparser punctuation of elytra and by the paler abdomen.

Distribution: Uganda (HERMAN 2001).

***Hesperus mirus* BERNHAUER 1915 (Figs 47-49)**

Type material: Holotype ♂: Kamerun, Kraatz, // *Hesperus mirus* Bernhauer TYPUS [ochre oblong label handwritten] Chicago NHMus M. Bernhauer collection (FMNH). COTYPE: ♂, same label data as holotype (FMNH).

Description: Body length 11.1 mm, length of fore body (to end of elytra) 6.2 mm.

Colouration: Head and pronotum black, slightly golden iridescent, scutellum and elytra black, abdomen with visible tergites 1-3, entire tergite 4 and basal two thirds of tergite 5 black, posterior third of tergite 5 and entire tergites 6 and 7 yellow. Maxillary and labial palpi black, palpomere 3 slightly paler distally, mandibles, antennae and legs black.

Head wider than long (ratio 40 : 33), slightly narrowed posteriad. Posterior angles obtusely rounded bearing two long black bristles. Eyes vaguely convex, as long as temples, along entire medial margin with coarse punctures. Middle of head impunctate, posterior

margin of eyes and head, and temporal area with many coarse punctures. Surface with very fine microsculpture.

Antennae slender and long, reaching posterior margin of pronotum when reclined. Antennomeres 1-7 and 11 longer than wide, antennomeres 8-10 as long as wide. Antennomere 1 much longer than antennomere 11, antennomere 2 shorter than antennomere 3.

Pronotum highly convex, almost as long as wide, distinctly sinuately narrowed posteriad. Anterior angles conspicuously deflexed, obtusely rounded, with several black bristles of variable length and with several coarse punctures, posterior angles markedly rounded. Each dorsal row with ten approximately equidistant punctures. With wide impunctate midline, each side with several fine punctures. Surface with microsculpture similar to that on head.

Scutellum very densely and coarsely punctate, diameter of punctures much larger than eye-facets, separated by much less than a puncture diameter in transverse direction, punctures slightly contiguous here and there.

Elytra quadrate, slightly widened posteriad, anterior and posterior angles bearing bristles variable length. Each side bearing three long black bristles and many short black bristles of variable length. Punctuation fine and sparse, diameter of punctures slightly larger than eye-facets, separated by one and half or two puncture diameters. Surface between punctures without microsculpture; setation black and longer.

Legs. Metatarsus shorter than metatibia (ratio 31 : 36), metatarsomere 1 shorter than metatarsomere 5.

Abdomen wide, from visible tergite II distinctly narrowed posteriad. First three visible tergites with two basal lines, elevated area between lines punctate. Punctuation of visible tergites coarser and somewhat denser than that on elytra. Surface without microsculpture; setation similar to that on elytra.

Male. Protarsomeres 1-3 conspicuously dilated and sub-bilobed, each covered with modified pale setae ventrally, protarsomere 4 narrower than preceding ones. Aedeagus (Figs 47-49).

Female. Protarsomeres 1-3 slightly dilated, each covered with modified pale setae ventrally, protarsomere 4 narrower than preceding ones.

Comparative notes: *Hesperus mirus* is similar to *H. sericeicollis* but it differs in the longer antennae and eyes, different colouration of the abdomen and different shape of the aedeagus.

Distribution: Cameroon, Central African Republic (HERMAN 2001).

***Hesperus mylomys* HROMÁDKA 2009 (Figs 50-52)**

Type material: Holotype ♂: R.S.Africa, 30.-xi.-1996, 33°59.0'S/22°40.6'E Cape Prov.: Wilderness NP: Langvlei, Malachite bird hide, *Juncus krausi*+bush litter sievings, leg. B. + M. Uhlig // Holotype *Hesperus mylomys* Hromádka det., 2009, [red oblong label printed] (ZMHB). **PARATYPES:** ♂, of South Africa: 9.-xi.-1997, 34°27.2'S/20°24.2'E, Cape Prov.: De Hoop NR: De Hoop Vlei: Phragmites sievings, leg. M. Uhlig (ZMHB), – ♂ R.S. Africa: 10.-xi.-1997, 34°27.2'S/20°24.2'E, Cape Prov.: De Hoop NR: Carex sievings, leg. M. Uhlig (cHPC, ZMHB).

Redescription: Body length 8.3-9.6 mm, length of fore body (to end of elytra) 4.2-4.7 mm.

C o l o u r a t i o n : Head, pronotum, scutellum and abdomen black, elytra purple, maxillary and labial palpi, and mandibles brown, antennae brown-black, antennomeres 9-11 brown-yellow, legs black-brown.

Head square, as long as wide, parallel-sided, posterior angles obtusely rounded. Posterior half including temples coarsely and densely punctate, with narrow impunctate midline. Punctures distinctly larger than eye-facets, separated by one or one and half puncture diameters in transverse direction. Eyes small and flat, distinctly shorter than temples (ratio 9 : 19). Surface with very fine and dense microsculpture consisting of transverse and oblique waves.

Antennae short and stout, reaching midlength of pronotum when reclined, antennomere 1 twice as long as antennomere 11, antennomere 2 shorter than antennomere 3.

Pronotum wider than long (ratio 40 : 38), distinctly and sinuately narrowed posteriad. Posterior angles conspicuously rounded. Pronotum with narrow impunctate midline. Each side very densely and coarsely punctate. Punctures slightly coarser and larger than those on head. Separated by less than a puncture diameter in transverse direction. Surface with microsculpture similar to that on head.

Scutellum finely and sparsely punctate, punctures as large as eye-facets, surface between punctures with dense isodiametrical microsculpture.

Elytra as wide as long, parallel-sided, very densely, coarsely and wrinkly punctate, all punctures contiguous. Surface without microsculpture; setation dark.

Legs. Metatibia longer than metatarsus (ratio 32 : 27). Metatarsomere 1 longer than metatarsomere 5.

Abdomen wide, very slightly narrowed posteriad. First three visible tergites with two basal lines, elevated area between lines punctate. Punctuation of visible tergites very dense, all punctures drop-shaped. Surface without microsculpture; setation similar to that on elytra.

Male. Protarsomeres 1-3 conspicuously dilated and sub-bilobed, each covered with modified pale setae ventrally, protarsomere 4 narrower than preceding ones, heart-shaped. Aedeagus (Figs 50-52).

Female. Protarsomeres 1-3 less dilated than those of male, each covered with modified pale setae ventrally, protarsomere 4 small.

C o m p a r a t i v e n o t e s : *Hesperus mylomya* may be distinguished from the most similar species *H. gestroi* by the darker colouration of the elytra, denser punctuation of the scutellum, unicolored abdomen and by the different shape of the aedeagus.

D i s t r i b u t i o n : Republic of South Africa.

***Hesperus nobilis* BERNHAUER 1928 (Figs 53-56)**

T y p e m a t e r i a l . Holotype ♂: Democratic Republic of the Congo, Bas – Uélé, VII-VIII.1930, L. Burgeon, // *Hesperus nobilis* Bernhauer TYPUS [ochre oblong label handwritten] Chicago NHMUS M. Bernhauer collection' (FMNH).

R e d e s c r i p t i o n : Body length 17.3 mm, length of fore body (to end of elytra) 8.2 mm.

C o l o u r a t i o n : Head and pronotum black, golden iridescent, scutellum brown-black, elytra red-brown, visible abdominal tergites 1-5 blackish, entire tergites 6-7 yel-

low, posterior margin of all tergites yellow-brown, mandibles black-brown, maxillary and labial palpi, and legs yellow-brown, antennae black.

Head wider than long (ratio 75 : 60), very slightly widened posteriad, clypeus with a small depression medially, posterior angles rounded, bearing one long black bristle. Eyes flat, small, much shorter than temples (ratio 12 : 21), with wide impunctate midline, each side with several coarse punctures, temporal area with numerous punctures of variable size. Surface with microsculpture of transverse striae.

Antennae slender and long, reaching posterior margin of pronotum when reclined, Antennomeres 1-7 and 11 longer than wide, antennomeres 8-10 as long as wide.

Pronotum wider than long (ratio 61 : 55), distinctly and sinuately narrowed posteriad. Anterior angles conspicuously deflexed, vaguely obtusely rounded, posterior angles slightly rounded, base straight. Left dorsal row with 10 punctures, right row with 12 punctures. With wide impunctate midline, each side with many fine punctures near lateral margin. Surface with microsculpture similar to that on head.

Scutellum very densely and coarsely punctate, diameter of punctures much larger than eye-facets, separated by less than a puncture diameter in transverse direction.

Elytra wider than long (ratio 89 : 81), distinctly widened posteriad. Punctuation very fine and dense, punctures only slightly larger than eye-facets, separated by two puncture diameters in transverse direction. Surface without microsculpture; setation yellowish.

Legs. Metatibia longer than metatarsus (ratio 55 : 51), metatarsomere 1 shorter than metatarsomere 5.

Abdomen wide, from visible tergite II very gradually narrowed posteriad. First three visible tergites with two basal lines, elevated area between lines impunctate. Punctuation similar to that on elytra. Surface between punctures without microsculpture; setation of the same colour as that on elytra.

Male. Protarsomeres 1-3 relatively slightly dilated and sub-bilobed, each covered with modified pale setae ventrally, protarsomere 4 narrower than preceding ones. Sternite IX (Fig. 56), aedeagus (Figs 53-55).

Female. Unknown to the author.

Comparative notes: *Hesperus nobilis* may be distinguished from the similar *H. anas* by the longer antennae, different colouration of the abdomen and by the different shape of the aedeagus.

Distribution: Democratic Republic of the Congo (HERMAN 2001).

***Hesperus obscurior* BERNHAUER 1915 (Figs 57-58)**

Type material: Holotype ♀: Abyssinia: Error: Djere-Tal, 1.vii.1911, Kovács, *//obscurior* Bernhauer TYPUS [ochre oblong label handwritten] Chicago NHMUS M. Bernhauer collection (FMNH).

Description: Body length 9.7 mm, length of fore body (to end of elytra) 4.6 mm.

Colouration: Head, pronotum, scutellum, abdomen and mandibles black, pronotum golden iridescent, elytra red, suture narrowly black, maxillary and labial palpi brown-yellow, antennomere 1 brown-black, remaining antennomeres black, femora brown-yellow, tibiae and tarsi black-brown.

Head. transverse, wider than long (ratio 53 : 42), clypeus with a shallow triangulate depression medially, parallel-sided, posterior angles obtusely rounded, bearing one long black bristle. Eyes flat, small, much shorter than temples (ratio 13 : 23), posterior margin with several punctures. Head impunctate in circular middle, sides, temporal area and posterior margin each with numerous punctures of variable size. Surface with microsculpture.

Antennae stout, distinctly widened distally, reaching posterior third of pronotum when reclined, antennomeres 1-3 and 11 longer than wide, antennomere 4 as long as wide, antennomeres 5-10 wider than long.

Pronotum as long as wide, distinctly narrowed posteriad, anterior angles conspicuously deflexed, slightly obtusely rounded, almost rectangular, bearing several bristles of variable length, posterior angles obtusely rounded. Each dorsal row with ten approximately equidistant punctures. With wide impunctate midline, numerous irregular punctures on each side. Surface with microsculpture similar to that on head.

Scutellum very densely and coarsely punctate, diameter of punctures twice as large as eye-facets, interstices very small.

Elytra very finely and densely punctate, diameter of punctures slightly smaller than that on scutellum, interstices slightly smaller than diameter of punctures. Surface between punctures without microsculpture; setation grey.

Legs. Metatarsus shorter than metatibia (ratio 27 : 33), metatarsomere 1 slightly longer than metatarsomere 5.

Abdomen wide, parallel-sided, from visible tergite 4 very slightly narrowed posteriad. First three visible tergites with two basal lines, elevated area between basal lines with scattered punctures. Punctuation of visible tergites much coarser than that on elytra. Surface without microsculpture; setation similar to that on elytra.

Male. Unknown to the author.

Female. Protarsomeres 1-3 moderately dilated, each covered with modified pale setae ventrally, protarsomere 4 narrower than preceding ones. Tergite X (Fig. 57), gonocoxite of female genital segment (Fig. 58).

Comparative notes: *Hesperus obscurior* is similar to *H. meyeri* from which it may be distinguished by the denser and finer punctuation of elytra and by the dark abdomen, from *H. fraternus* by the longer elytra and coarser punctuation of abdomen, from *H. puncticeps* by the shorter eyes and paler femora.

Distribution: Ethiopia (HERMAN 2001).

***Hesperus oriolus* nov.sp. (Figs 61-63)**

Type material: Holotype ♂: Nigeria-Kamerun, Bamenda, 17.xii.1955, Bechyne 1955-56 [red oblong printed label] (NHMW). Paratypes 2♀♀: same locality as holotype (cHPC, NHMW).

Description: Body length 12.3 mm, length of fore body (to end of elytra) 5.7 mm.

Colouration: Head, pronotum and scutellum black, elytra red-yellow, in posterior half in places darker translucent, visible abdominal tergites 1-4 black, tergites 5-7 red-yellow. Maxillary and labial palpi, and base of antennomeres 2-3 brown-yellow, legs black, tarsi paler distally. Head and pronotum slightly golden iridescent.

Head transverse, wider than long (ratio 49 : 40) parallel-sided, posterior angles obtusely rounded, bearing one long and several short black bristles. Eyes shorter than temples (ratio 14 : 19), inner margin in posterior half with three punctures, temporal area with scattered punctures. Surface with microsculpture consisting of transverse waves.

Antennae almost reaching posterior margin of pronotum when reclined. Antennomeres 1-3 and 11 distinctly longer than wide, antennomere 4 slightly longer than wide, antennomere 5 slightly wider than long, antennomeres 6-10 wider than long. Antennomere 1 three times as long as antennomere 11.

Pronotum narrowed posteriad, anterior angles conspicuously deflexed, vaguely obtusely rounded, bearing several variably long black bristles, posterior angles markedly rounded, base straight. With wide impunctate midline, sides with scattered punctures, each dorsal row with ten coarse punctures, surface with microsculpture similar to that on head.

Scutellum coarsely and very densely punctate. Punctures larger than those on elytra, separated by much less than puncture diameter.

Elytra as long as wide, slightly widened posteriad. Punctuation finer and sparser than that on scutellum. Diameter of punctures slightly larger than eye-facets, separated by a puncture diameter in transverse direction. Surface without microsculpture; setation brown-yellow.

Legs. Metatarsus shorter than metatibia (ratio 28 : 30), metatarsomere 1 shorter than metatarsomeres 2-3 combined.

Abdomen wide, very gradually narrowed posteriad. First three visible tergites with two basal lines, elevated area between lines coarsely and densely punctate. Punctuation at base of all tergites denser and coarser than that on elytra, becoming sparser and finer towards posterior margin of each tergite, some of punctures are of the drop-shaped. Surface without microsculpture; setation similar to that on elytra.

Male. Protarsomeres 1-3 slightly dilated and sub-bilobed, each covered with modified pale setae ventrally, protarsomere 4 slightly narrower than preceding ones. Aedeagus (Figs 61-63).

Female. Protarsomeres 1-3 less dilated than those in male, protarsomere 4 slightly narrower than preceding ones.

Comparative notes: *Hesperus oriolus* nov.sp. may be distinguished from the similar *H. belonuchiformis* by darker antennae and legs and longer antennae, from *H. burgeoni* by the smaller number of punctures in the dorsal rows of the pronotum, different colouration of the abdomen and from both by the different shape of the aedeagus.

Etymology: The name of this species, a noun in apposition, is the Latin generic name of the African Golden Oriole *Oriolus auratus* VIEILLOT 1817

Distribution: Nigeria, Cameroon.

***Hesperus overlaeti* BERNHAUER 1939 (Figs 59-60)**

Type material: Holotype ♀: Democratic Republic of the Congo [Belgisch Congo], Lulua: Kapanga, ii.1933, Musée du Congo, // *Hesperus overlaeti* M. Bernhauer TYPUS [ochre oblong label handwritten] Chicago NHMus M. Bernhauer collection' (FMNH). Paratype ["Cotypus"] ♀: same label data as holotype (FMNH).

Description: Body length 12.9 mm, length of fore body (to end of elytra) 6.3 mm.

C o l o u r a t i o n : Head, pronotum and scutellum black, elytra red, abdomen red-brown, maxillary and labial palpi yellow-brown, mandibles black-brown, base of antennomeres 2-3 and antennomere 11 red-yellow, remaining antennomeres black-brown, legs red-yellow.

Head distinctly transverse (ratio 52 : 37), distinctly narrowed posteriad, posterior angles rounded, bearing one long black bristle. Eyes convex, longer than temples (ratio 19 : 13), with very wide impunctate midline, each side with scattered coarse punctures. Surface shiny, without microsculpture.

Antennae long, reaching posterior sixth of pronotum when reclined, antennomere 1 twice as long as antennomere 11, antennomere 2 shorter than antennomere 3.

Pronotum wider than long (ratio 50 : 47), parallel-sided, anterior angles conspicuously deflexed, vaguely obtusely rounded, bearing several, variably long, black bristles. Each dorsal row with eight approximately equidistant punctures. With wide impunctate midline, each side with several coarse irregularly arranged punctures. Surface without microsculpture.

Middle of scutellum very coarsely and densely punctate, diameter of punctures almost twice as large as one eye-facet, distance between punctures very small, sides and base impunctate.

Elytra slightly widened posteriad, inconspicuously wider than long (ratio 77 : 75), punctation much finer and sparser than that on scutellum, separated by two puncture diameters in transverse direction. Surface without microsculpture; setation yellow-orange.

Legs. Metatibia longer than metatarsus (ratio 42 : 40) metatarsomere 1 as long as metatarsomere 5.

Abdomen wide, cone-shaped, regularly narrowed posteriad. First three visible tergites with two basal lines, elevated area between lines impunctate. Punctuation at base of visible tergites coarser and denser than that on elytra, becoming sparser and finer towards posterior margin of each tergite. Surface without microsculpture; setation similar to that on elytra.

Male. Unknown to the author.

Female. Protarsomeres 1-3 quite markedly dilated and sub-bilobed, each covered with modified pale setae ventrally, protarsomere 4 heart-shaped. Tergite X (Fig. 59), gonocoxite of female genital segment (Fig. 60).

C o m p a r a t i v e n o t e s : *Hesperus overlaeti* may be distinguished from the similar *H. strigiventris* by the longer eyes, shorter antennae and wider pronotum

D i s t r i b u t i o n : Democratic Republic of the Congo. (HERMAN 2001).

***Hesperus puncticeps* BERNHAUER 1928 (64-65)**

T y p e m a t e r i a l : Holotype ♀: Entebbe, Uganda, 15.-22.June,1912, C. C. Cowdey 1912-462 // *Hesperus puncticeps* Bernhauer, 1928 [ochre oblong label handwritten] (FMNH). Cotype ♀: same label data as holotype, Chicago NHMus M. Bernhauer collection (FMNH).

R e d e s c r i p t i o n : Body length 10.4 mm, length of fore body (to end of elytra) 5.6 mm.

C o l o u r a t i o n : Head and pronotum black, with golden reflex, scutellum and abdomen black, elytra red. Maxillary and labial palpi yellow-brown, base of antennomere 2

yellow-brown, remaining antennomeres black-brown, femora, tibiae and tarsomere 1 of all tarsi black- brown, slightly paler distally.

Head wider than long (ratio 44 : 39), parallel-sided, posterior angles obtusely rounded, bearing one long and several short black bristles. Clypeus with four punctures medially, arranged in shape of a square. Wide impunctate midline V-shaped, each side with several irregular coarse punctures. Eyes shorter than temples (ratio 11 : 21). Temporal area with several coarse punctures. Surface with microsculpture consisting of transverse waves.

Antennae short, reaching anterior margin of pronotum when reclined. Antennomeres 1-3 and 11 longer than wide, antennomere 4 as long as wide, antennomeres 5-10 distinctly wider than long.

Pronotum as long as wide, distinctly narrowed posteriad. Anterior angles rounded, with many punctures, posterior angles markedly rounded, base straight. With wide impunctate midline. Each dorsal row with ten approximately equidistant punctures, each sublateral row with three punctures, arranged in a row parallel to dorsal row and half way between it and side. Surface with microsculpture similar to that on head.

Scutellum very densely and coarsely punctate. Punctures much larger than eye-facets, separated by less than puncture diameter in transverse direction.

Elytra longer than wide (ratio 52 : 49), parallel-sided, punctuation finer and sparser than those on scutellum. Diameter of punctures slightly larger than eye-facets, separated mostly by a puncture diameter in transverse direction. Surface without microsculpture; setation similar to that on elytra.

Legs. Metatibia as long as metatarsus, metatarsomere 1 slightly longer than metatarsomere 5.

Abdomen wide, slightly narrowed from visible tergite 3 anteriorly and posteriorly. First three visible tergites with two basal lines, elevated area between basal lines coarsely and densely punctate. Punctuation of visible tergites denser than that on elytra. Surface without microsculpture; setation similar to that on elytra.

Male. Unknown to the author.

Female. Protarsomeres 1-3 slightly dilated, each covered with modified pale setae ventrally, protarsomere 4 narrower than preceding ones. Tergite X (Fig. 64), gonocoxite of female genital segment (Fig. 65).

Comparative notes: *Hesperus puncticeps* is similar to *H. obscurior* from which it may be distinguished by the longer eyes and darker femora.

Distribution: Uganda (HERMAN 2001).

***Hesperus schedli* SCHEERPELTZ 1956 (Figs 66-67)**

Type material: Holotype ♀: Democratic Republic of the Congo ['Belgisch-Kongo'], Hembé Bitale, 11.viii.1952, Dr. Schedl, //TYPUS *Hesperus schedli* O. Scheerpeltz, [red oblong printed label (MRAC)].

Redescription: Body length 11.4 mm, length of fore body (to end of elytra) 5.2 mm.

Colouration: Body black, pronotum vaguely golden iridescent, mandibles, maxillary and labial palpi, and femora brown-black, base of antennomere 2 yellow-brown, remaining antennomeres black.

Head transverse, wider than long (ratio 37 : 30), parallel-sided, posterior angles bluntly rounded, bearing two long and several short bristles. Eyes as long as temples, inner margin with several punctures, between eyes eight coarse punctures. From posterior margin of eyes in an oblique line almost to middle of neck and temporal area with coarse punctures. Middle of head impunctate. Surface with microsculpture consisting of transverse waves.

Antennae long, reaching posterior margin of pronotum when reclined, antennomeres 1-6 and 11 longer than wide, antennomeres 7-10 as long as wide. Antennomere 1 twice as long as antennomere 11, antennomere 2 as long as antennomere 3.

Pronotum longer than wide (ratio 42 : 39), anterior angles rectangular, conspicuously deflexed, vaguely bluntly rounded, with several punctures bearing short bristles, posterior angles markedly rounded, base straight. Each dorsal row with twelve coarse punctures, with wide impunctate midline, each side with scattered coarse punctures. Surface with distinct microsculpture similar to that on head.

Scutellum very coarsely and densely punctate, diameter of punctures much smaller than eye-facets, separated by much less than a puncture diameter in transverse direction.

Elytra as long as wide, very slightly widened posteriad. Punctuation coarse and dense, punctures as large as that on scutellum, separated by a puncture diameter, or less here and there. Surface between punctures without microsculpture; setation greyish.

Legs. Metatarsus shorter than metatibia (ratio 32 : 35), metatarsomere 1 longer than metatarsomere 5, as long as metatarsomeres 2 and 3 combined.

Abdomen very gradually narrowed posteriad, first three visible tergites with two basal lines, elevated area between lines punctate. Punctuation of visible tergites much finer than that on elytra. Separated by a puncture diameter or slightly more. Surface without microsculpture; setation similar to that on elytra.

Male. Unknown to the author.

Female. Protarsomeres 1-3 relatively slightly dilated and sub-bilobed, each covered with modified pale setae ventrally, protarsomere 4 narrower than preceding ones. Tergite X (Fig. 66), gonocoxite of female genital segment (Fig. 67).

Comparative notes: *Hesperus schedli* is similar to *H. gridellianus*, but may be distinguished by the longer antennae and eyes, and not iridescent abdomen.

Distribution: Democratic Republic of the Congo (HERMAN 2001).

***Hesperus sericeicollis* (CAMERON 1950) nov.comb., (Figs 26-29)**

Type material: Paratype ♂: Democratic Republic of the Congo, Kivu: Rutshuru, 7.-9.vi.1934, G. F. Witte, Parc Nat. Albert, // *Belonochus sericeicollis* n.sp., M. Cameron det., 1949, (MRAC), Paratype ♀: Rutshuru, 1285 m, 7.-24.vi.1934, G.F. Witte, Parc Nat., Albert (MRAC), ♀, ['Congo Belge']: Kivu: Rutshuru, 1285, 20.-21.xii.1933, G.F. Witte. 131, Parc Nat., Albert. (MRAC). All paratypes with white handwritten label.

Redescription: Body length 10.1 mm, length of fore body (to end of elytra) 5.3 mm.

Colouration: Body black, head and pronotum golden iridescent, palpomere 1 of maxillary and labial palpi brown, palpomere 2 brown-yellow, palpomere 3 yellow-brown, mandibles and antennae black, base of antennomere 2 brown-yellow, legs black-brown.

Head transverse, distinctly wider than long (ratio 43 : 35), very slightly narrowed posteriad, posterior angles obtusely rounded, bearing one long black bristle. Clypeus with four coarse punctures in the middle arranged in a square. With wide impunctate midline, each side along this line and along medial margin of eyes with numerous coarse punctures. Eyes shorter than temples (ratio 10 : 15.5), very slightly projecting. Surface with dense untypical microsculpture of bow-shaped or U shaped.

Antennae stout and short, slightly widened distally. Antennomeres 1-4 and 11 longer than wide, antennomere 5 as long as wide, antennomeres 6-10 as wide as long. Antennomere 1 distinctly longer than antennomere 11, antennomere 2 shorter than antennomere 3.

Pronotum as wide as long, distinctly narrowed posteriad, anterior angles conspicuously deflexed, vaguely obtusely rounded with many small punctures and bearing short bristles. Posterior angles markedly rounded, base straight. Each dorsal row with ten approximately equidistant punctures. With wide impunctate midline, sides with numerous irregular punctures. Surface with microsculpture similar to that on head.

Scutellum very densely and coarsely punctate. Diameter of punctures much larger than eye-facets, all punctures contiguous.

Elytra as wide as long, very slightly widened posteriad. Punctuation very fine and dense, diameter of punctures smaller than that on scutellum, interstices mostly smaller than a puncture diameter, almost contiguous here and there. Surface between punctures without microsculpture; setation greyish.

Legs. Metatibia longer than metatarsus (ratio 28 : 22), metatarsomere 1 slightly shorter than metatarsomere 5.

Abdomen wide, from visible tergite III slightly narrowed posteriad, punctuation slightly coarser and denser than that on elytra. Surface between punctures without microsculpture; setation similar to that on elytra.

Male. Protarsomeres 1-3 slightly dilated and sub-bilobed, each covered with modified pale setae ventrally, protarsomere 4 narrower than preceding ones. Sternite IX (Fig. 29), aedeagus (Figs 26-28).

Female. Protarsomeres 1-3 similar as in male.

Comparative notes: *Hesperus sericeicollis* is similar to *H. mirus* but differs in the shorter antennae and eyes, different colouration of the abdomen and by the different shape of the aedeagus.

Distribution: Democratic Republic of the Congo (HERMAN 2001).

***Hesperus sparsiceps* BERNHAUER 1928 (Figs 68-69)**

Type material: Holotype ♀: Insel Fernando Poo: Basile 400-600m, viii.-ix.1901, L. Fea, // *Hesperus sparsiceps* Bernhauer TYPE [ochre oblong label handwritten], Chicago NHM Mus. M. Bernhauer collection (FMNH).

Additional material: ♀: West Afrika, J. Fernando-Póo, v.1900, L. Conradt S. V. (CHPC).

Redescription: Body length 9.3 mm, length of fore body (to end of elytra) 4.8 mm.

Colouration: Body black, head and pronotum golden iridescent, maxillary and

labial palpi brown-yellow, mandibles and legs black-brown, antennae black.

Head transverse, distinctly wider than long (ratio 36 : 23), very slightly narrowed posteriad. Eyes as long as temples. Clypeus in the middle with four punctures arranged in a square, wide midline impunctate, slightly narrowed posteriad, with numerous coarse punctures on each side. Surface without microsculpture.

Antennae stout and long, reaching almost posterior margin of pronotum when reclined, antennomere 1 much longer than antennomere 11, antennomere 2 shorter than antennomere 3.

Pronotum as long as wide, anterior angles almost rectangular, with numerous coarse punctures bearing several short black bristles, posterior angles markedly rounded, base of pronotum straight. Each dorsal row with ten very coarse punctures. With wide impunctate midline, on each side with numerous coarse, irregular punctures, diameter of punctures similar to that on head. Surface without microsculpture.

Scutellum very densely and coarsely punctate, interstices very small.

Elytra about as long as wide, parallel-sided. Punctuation fine and dense, punctures smaller than those on scutellum, separated by a puncture diameter, or less here and there. Sides and posterior margin bearing several variably long black bristles. Surface without microsculpture; setation dark.

Legs. Metatibia longer than metatarsus (ratio 24 : 20). Metatarsomere 1 slightly longer than metatarsomere 5.

Abdomen wide, from visible tergite 3 slightly narrowed anteriorly and posteriad. First three visible tergites with two basal lines, elevated area between basal lines densely punctate. Punctuation of all visible tergites finer and sparser than that on elytra. Surface between punctures without microsculpture; setation similar to that on elytra.

Male. Unknown to the author.

Female. Protarsomeres 1-3 simple, moderately dilated, each covered with modified pale setae ventrally. Tergite X (Fig. 68), gonocoxite of female genital segment (Fig. 69).

Comparative notes: *Hesperus sparsiceps* may be distinguished from the similar *H. kraatzi* by the longer eyes and not iridescent pronotum.

Distribution: Island Fernando Poo (HERMAN 2001).

***Hesperus sparsior* BERNHAUER 1928 (Figs 70-72)**

Type material: Holotype ♂: Tanganika TY. Konga: from discased Rubber Tree, 10.-22. Coll. A. H. Ritchie, Pres by Imp., Bur. Ent. Brit. Mus. 1924 -197. [*Hesperus sparsior* BERNHAUER n. sp. [ochre oblong label handwritten]] (BMNH).

Redescription: Body length 11.2 mm, length of fore body (to end of elytra) 5.6 mm.

Colouration: Head black, pronotum, scutellum and abdomen black-brown, elytra red, maxillary and labial palpi yellow, mandibles dark brown, antennomeres 1-2 and anterior half of antennomere 11 dark brown, antennomeres 3-10 and posterior half of antennomere 11 black, legs yellow-brown.

Head transverse, wider than long (ratio 44 : 35), parallel-sided, posterior angles obtusely rounded, bearing long black bristles. Middle of clypeus with four coarse punctures ar-

ranged in a square. Middle of head with V-shaped impunctate area, each side with several coarse punctures. Temporal area impunctate. Eyes shorter than temples (ratio 13 : 18). Surface with microsculpture consisting of transverse waves.

Antennae short and stout, reaching midlength of pronotum when reclined. Antennomeres 1-3 and 11 longer than wide, antennomere 4 as long as wide, antennomeres 5-6 slightly wider than long, antennomeres 7-10 distinctly wider than long, subserrate.

Pronotum longer than wide (ratio 42 : 40), distinctly narrowed posteriad. Anterior angles conspicuously deflexed, vaguely obtusely rounded, bearing several variably long brown bristles. Posterior angles rounded, base of pronotum almost straight. Each dorsal row with ten coarse approximately equidistant punctures. With wide impunctate midline, each side with scattered coarse punctures. Surface with microsculpture similar to that on head.

Scutellum very densely and coarsely punctate, diameter of punctures distinctly larger than eye-facets, interstices very small.

Elytra longer than wide (ratio 50 : 47), parallel-sided, punctation finer and sparser than that on scutellum. Diameter of punctures vaguely larger than eye-facets, separated by a puncture diameter in transverse direction. Surface without microsculpture; setation yellow-brown.

Legs. Metatibia as long as metatarsus, metatarsomere 1 shorter than metatarsomere 5.

Abdomen wide, parallel-sided. First three visible tergites with two basal lines, elevated area between lines densely and coarsely punctate. Punctuation at base of all tergites much denser than that on elytra, gradually becoming finer and sparser towards posterior margin of each tergite, some punctures drop-shaped. Surface without microsculpture; setation similar to that on elytra.

Male. Protarsomeres 1-3 slightly dilated, each covered with modified pale setae ventrally. Aedeagus (Figs 70-72).

Female Unknown to the author.

Comparative notes: *Hesperus sparsior* may be distinguished from the similar *H. anas* by coarser punctures in the dorsal row, pronotum without golden iridescence, coarser punctation of the scutellum and elytra, sparser and finer punctation of the abdomen, from *H. fraternus* by the distinctly longer eyes, wider head, narrower elytra, darker legs and from both by the different shape of the aedeagus.

Distribution: Tanzania, Ethiopia, Cameroon (HERMAN 2001).

***Hesperus spectabilis* BERNHAUER 1928 (Figs 73-75)**

Type material: Paratype ["Cotypus"] ♂: South Africa, Natal, Frere, British Museum Marshall Collection 1910-42, // *Hesperus spectabilis* Bernhauer COTYPUS [ochre oblong label handwritten] Chicago NHMus M. Bernhauer collection (FMNH).

Redescription: Body length 12.5 mm, length of fore body (to end of elytra) 7.5 mm.

Colouration: Head, pronotum, scutellum and abdomen black, elytra red, maxillary and labial palpi and legs red-yellow, mandibles black, antennomeres 1-3 red-brown, remaining antennomeres black.

Head transverse, distinctly wider than long (ratio 60 : 49), very slightly narrowed ante-

riad, posterior angles obtusely rounded, bearing one long black bristle. Eyes small, three times shorter than temples (ratio 9 : 28). Entire head, except round middle portion, with numerous coarse irregularly arranged punctures. Surface with very fine microsculpture consisting of transverse waves.

Antennae incomplete in the specimen studies, right antenna only with 8 antennomeres, left antenna missing.

Pronotum wider than long (ratio 52 : 50), parallel-sided in basal third, slightly narrowed posteriad, base straight. Anterior angles conspicuously deflexed, vaguely obtusely rounded, with several coarse punctures and bearing variably long bristles. With wide impunctate midline, each side with numerous coarse irregular arranged punctures. Surface with microsculpture similar to that on head.

Scutellum very densely and coarsely punctate, punctures larger than eye-facets, interstices much smaller than a puncture diameter in transverse direction.

Elytra longer than wide (ratio 70 : 65), parallel-sided. Punctuation fine and dense, diameter of punctures smaller than that on scutellum, separated by a puncture diameter, or less here and there. Sides with several variably long yellow-brown bristles. Surface without microsculpture; setation yellow-brown.

Legs. Metatibia longer than metatarsus (ratio 33 : 28), metatarsomere 1 longer than metatarsomere 5.

Abdomen wide, from visible tergite III slightly narrowed posteriad. First three visible tergites with two basal lines, elevated area between basal lines punctate. Punctuation of tergites slightly coarser than that on elytra. Surface without microsculpture; setation similar to that on elytra.

Male. Protarsomeres 1-3 slightly dilated and sub-bilobed, each covered with modified pale setae ventrally, protarsomere 4 small. Aedeagus (Figs 73-75).

Female. Unknown to the author.

Comparative notes: *Hesperus spectabilis* may be distinguished from the similar *H. africanus* by the longer eyes, paler antennomeres 1-3, not iridescent pronotum and by the different shape of the aedeagus.

Distribution: South Africa (HERMAN 2001).

***Hesperus strigiventris* EPPELSHEIM 1895 (Figs 76-78)**

Type material: Holotype ♂: *//strigiventris*, Togoland, Epp., West Africa, ded. Kraatz, [white oblong label handwritten], c. Eppelsh. Steind. d., TYPUS [red oblong printed label] (NHMW).

Description: Body length 13.8 mm, length of fore body (to end of elytra) 6.8 mm.

Colouration: Head, pronotum and scutellum black, elytra red-yellow, abdomen red-brown, posterior margin of all tergites paler, maxillary and labial palpi yellow-brown, mandibles brown, antennae black, antennomere 11 red-yellow, legs red-yellow.

Head trapezoid, wider than long (ratio 65 : 45), distinctly narrowed posteriad, posterior angles obtusely rounded, bearing one long and several short bristles. Eyes slightly convex, as long as temples, each medial margin with several coarse punctures. Between eyes six punctures, punctures 1-3 and 4-6 approximately equidistant, distance between punc-

tures 3-4 distinctly larger than between previous punctures. With very wide impunctate midline, each side with scattered punctures. Surface without microsculpture.

Antennae long and slender, reaching posterior margin of pronotum when reclined. Antennomeres 1-6 and 11 longer than wide, antennomeres 7-10 as long as wide. Antennomere 1 twice as long as antennomere 11, antennomere 2 shorter than antennomere 3.

Pronotum highly convex, as long as wide, slightly narrowed posteriad, anterior angles obtusely rounded, bearing 6 or 7 long black bristles, posterior angles markedly rounded, base straight. Sides bearing several long black bristles in anterior third. With wide impunctate midline, each side with scattered irregularly arranged punctures. Each dorsal row with 8-10 coarse, approximately equidistant punctures. Surface without microsculpture.

Middle of scutellum coarsely and densely punctate, punctures much larger than eye-facets, separated by less than a puncture diameter in transverse direction. Sides impunctate.

Elytra inconspicuously wider than long (ratio 66 : 64), very slightly widened posteriad. Punctuation fine and sparse, diameter of punctures slightly smaller than that on scutellum, separated mostly by two puncture diameters in transverse direction. Sides and posterior margin with many variably long ginger-haired bristles. Surface without microsculpture; setation of the ginger colouration..

Legs. Metatibia as long as metatarsus, metatarsomere 1 shorter than metatarsomere 5, as long as metatarsomeres 2 and 3 combined.

Abdomen wide, from visible tergite 3 slightly narrowed posteriad. First three visible tergites with two basal lines, elevated area between basal lines almost impunctate. Punctuation of tergites finer and sparser than that on elytra. Surface without microsculpture; setation similar to that on elytra.

Male. Protarsomeres 1-3 dilated and sub-bilobed, each covered with modified pale setae. Protarsomere 4 narrower than preceding ones. Aedeagus (Figs 76 : 78).

Female. Protarsomeres 1-3 less dilated than those of male, each covered with modified pale setae ventrally, protarsomere 4 small.

C o m p a r a t i v e n o t e s : *Hesperus strigiventris* is very similar to *H. overlaeti*. It may be distinguished from the latter by the shorter eyes, longer antennae and narrower pronotum.

D i s t r i b u t i o n : Cameroon, Central African Republic, Democratic Republic of the Congo, Gabon, Guinea, Togo, Uganda. (HERMAN 2001).

***Hesperus uelensis* BERNHAUER 1932 (Figs 79-81)**

T y p e m a t e r i a l : Holotype ♂: Democratic Republic of the Congo, ii.-iii.1923, L. Burgeon, Musée du Congo, //*Hesperus uelensis* TYPUS [ochre oblong label, handwritten] (FMNH). Cotype ♀: same label data as holotype (FMNH).

R e d e s c r i p t i o n : Body length 7.8 mm, length of fore body (to end of elytra) 3.9 mm.

C o l o u r a t i o n : Head, pronotum and scutellum black, elytra red-yellow, abdomen, maxillary and labial palpi, and legs brown-red, tibiae slightly darker, antennomeres 1-2, 11 and base of antennomere 3 brown-red, remaining antennomeres black.

Head slightly wider than long (ratio 25 : 23), slightly narrowed posteriad, posterior angles obtusely rounded, bearing one long black bristle. Clypeus with two very coarse punctures in the middle. Eyes very slightly projecting, longer than temples (ratio 10 : 8). Posterior margin of eyes with four coarse punctures approximately arranged in shape of a square. Temporal area with scattered punctures. Surface without microsculpture.

Antennae long, reaching posterior sixth of pronotum when reclined, antennomeres 1-4 and 11 longer than wide, antennomeres 5-7 as long as wide, antennomeres 8-10 slightly wider than long. Antennomere 1 longer than antennomere 11, antennomere 2 shorter than antennomere 3.

Pronotum as long as wide, slightly narrowed anteriorly, anterior angles bluntly rounded, bearing several bristles of unequal length, posterior angles conspicuously rounded. Base of pronotum almost straight. Each dorsal row with six coarse punctures, punctures 2-5 equidistant, distance between punctures 1-2 and 5-6 slightly larger than distance between previous punctures.

Scutellum very finely and sparsely punctate in posterior half, punctures as large as eye-facets, separated by two puncture diameters, anterior half impunctate. Surface without microsculpture; setation black.

Elytra longer than wide (ratio 47 : 42), slightly widened posteriad. Punctuation fine and dense. Punctures larger than that on scutellum, separated by one or one and half puncture diameters. Surface without microsculpture; setation brown-yellow.

Legs. Metatibia longer than metatarsus (ratio 21 : 19), metatarsomere 1 vaguely longer than metatarsomere 5.

Abdomen very slightly gradually narrowed posteriad, first three visible tergites with two basal lines, elevated area between basal lines impunctate. Punctuation at base of all visible tergites finer and sparser than that on elytra, gradually becoming finer and sparser towards posterior margin of each tergite. Surface without microsculpture; setation darker than that on elytra.

Male. Protarsomeres 1-3 slightly dilated and sub-bilobed, each covered with modified pale setae ventrally, protarsomere 4 narrower than preceding ones. Sternite IX (Fig. 81), aedeagus (Figs 79-80).

Female. Protarsomeres 1-3 of the same shape as in male.

Comparative notes: *Hesperus uelensis* may be distinguished from the similar *H. belonuchformis* by the longer eyes, different colouration of the abdomen and by the different shape of the aedeagus.

Distribution: Democratic Republic of the Congo (HERMAN 2001).

Key to Afrotropical species of the genus *Hesperus*

- 1 Elytra red, red-yellow, red-brown, red-violet and yellow-brown.....2
- Elytra otherwise coloured14
- 2 Elytra red.....3
- Elytra otherwise coloured11
- 3 Smaller species, body length 7.8-7.9 mm.....4
- Larger species, body length 9.1-12.5 mm5

- 4 Eyes longer than temples (ratio 10 : 8), each dorsal row of pronotum with 6 punctures, abdomen unicoloured brown-red.....*H. uelensis* BERNHAUER 1928
- Eyes shorter than temples (ratio 10 : 15), each dorsal row of pronotum with 10 punctures, abdomen black, posterior half of visible tergite 5 and whole tergites 6-7 dirty yellow*H. belonuchiformis* BERNHAUER 1915
- 5 Each dorsal row of pronotum with 10 punctures.....6
- Each dorsal row of pronotum with more than 10 punctures.....10
- 6 Abdomen with visible tergites 1-4 black, remaining tergites 5-7 yellow-brown.....*H. addisadebaensis* SCHEERPELTZ, 1971
- Entire tergites from black to brown-black.....7
- 7 Eyes slightly shorter than temples.....8
- Eyes distinctly (about twice) shorter than temples.....9
- 8 Eyes slightly shorter than temples (ratio 11 : 13), antennae reaching posterior third of pronotum when reclined, eyes slightly shorter than temples (ratio 11 : 13), pronotum black golden iridescent.....*H. fraternus* BERNHAUER 1928
- Eyes shorter than temples (ratio 13 : 18), antennae reaching midlength of pronotum when reclined, pronotum black not golden iridescent*H. sparsior* BERNHAUER 1928
- 9 Eyes less than half as long as temples (ratio 13 : 28), legs brown-yellow*H. obscurior* BERNHAUER 1915
- Eyes about half as long as temples (ratio 11 : 21, legs black-brown.....*H. puncticeps* BERNHAUER 1928
- 10 Eyes slightly shorter than temples (ratio 13 : 15), entire antennae black, each dorsal row of pronotum with 12 or 14 punctures*H. africanus* BERNHAUER 1915
- Eyes distinctly shorter than temples (ratio 9 : 28), antennae red-brown, each dorsal row of pronotum with numerous variably large punctures.....*H. spectabilis* BERNHAUER 1928
- 11 Elytra red-yellow12
- Elytra otherwise coloured16
- 12 Smaller species, body length 10.8 mm, Antennomeres 1-2 yellow-brown, remaining antennomeres black, reaching posterior margin of pronotum when reclined. Eyes longer than temples (ratio 15 : 13)*H. meyeri* BERNHAUER 1928
- Larger species, body length 12.3-13.8 mm13
- 13 Eyes longer than temples or as long as temples14
- Eyes shorter than temples.....15
- 14 Eyes as long as temples, each dorsal row of pronotum with 8 or 10 punctures*H. strigiventris* EPPELSHEIM 1895
- Eyes longer than temples (ratio 19 : 13), each dorsal row of pronotum with 8 punctures.....*H. overlaeti* BERNHAUER 1939
- 15 Eyes half as long as temples (ratio 6 : 12), each dorsal row of pronotum with 16 or 18 punctures, abdomen black, posterior third of visible tergite 5 and remaining tergites yellow-red*H. burgeoni* BERNHAUER 1928
- Eyes more than half as long as temples (ratio 14 : 19), each dorsal row of pronotum with 10 punctures. Visible abdominal tergites 1-4 black, remaining tergites yellow*H. oriolus* nov.sp.
- 16 Elytra red-brown17
- Elytra otherwise coloured18
- 17 Antennae long, reaching posterior margin of pronotum when reclined, each dorsal row of pronotum with 10-12 punctures, visible abdominal tergites 1-5 brown, remaining tergites yellow*H. nobilis* BERNHAUER 1928
- Antennae shorter, reaching posterior third of pronotum when reclined, each dorsal row of pronotum with 12-14 punctures, visible abdominal tergites 1-6 and anterior half of tergite 7 black, posterior half and remaining tergites dirty yellow.....*H. anas* HROMÁDKA 2009

18	Elytra red-violet	19
-	Elytra otherwise coloured	20
19	Eyes much shorter than temples (ratio 9 : 19), antennae short reaching midlength of pronotum when reclined, antennomeres 9-11 brown-yellow, remaining antennomeres brown-black	<i>H. mylomys</i> HROMÁDKA 2009
-	Eyes as long temples, antennae long , reaching posterior margin of pronotum when reclined, black-brown.....	<i>H. gestroi</i> BERNHAUER 1915
20	Elytra yellow-brown, antennomere 1 brown-yellow, remaining antennomeres red-brown, eyes much shorter than temples (ratio 14 : 23), first four visible tergites brown, remaining tergites yellow-brown.....	<i>H. depressus</i> BERNHAUER 1908
-	Elytra otherwise coloured	21
21	Elytra and abdomen black-violet, antennae short, reaching anterior third of pronotum when reclined, eyes shorter than temples (ratio 5 : 10).....	<i>H. cafioides</i> FAUVEL 1889
-	Elytra black	22
22	Each dorsal row of pronotum with 10 punctures.....	23
-	Each dorsal row of pronotum with more than 10 punctures.....	25
23	Smaller species, body length 8.8-9.3 mm.....	24
-	Larger species, body length 10.1 - 11.0 mm	26
24	Eyes slightly shorter than temples (ratio 11 : 13), pronotum black, golden iridescent.....	<i>H. kraatzii</i> EPPELSHEIM 1895
-	Eyes as long as temples, pronotum black, not iridescent	<i>H. sparsiceps</i> BERNHAUER 1928
25	Antennae long, reaching posterior margin of pronotum when reclined, eyes as long as temples, visible abdominal tergites 1-4 black, remaining tergites yellow	<i>H. mirus</i> BERNHAUER 1915
-	Antennae short, reaching anterior third of pronotum when reclined, eyes shorter than temples (ratio 10 : 15).....	<i>H. sericeicollis</i> CAMERON 1950
26	Antennae short, reaching anterior third of pronotum when reclined. Eyes shorter than temples (ratio 12.5 : 17.5), abdomen black, bluish iridescent	<i>H. gridellianus</i> BERNHAUER 1918
-	Antennae long, reaching posterior margin of pronotum when reclined, eyes as long as temples, abdomen black, not iridescent.....	<i>H. schedli</i> SCHEERPELTZ 1956

New combination

***Philonthus kuboni* (HROMÁDKA 2004) nov.comb.**

***Hesperus kuboni* HROMÁDKA 2004: 114.**

Type material: Holotype ♂: Tanzania, Arusha, 1800-2000 m. (cHPC).

Acknowledgements

I would like to thank James H. Boone (Field Museum of Natural History, Chicago, USA), Max Barclay and Roger Booth (The Natural History Museum, London, United Kingdom), Marc de Meyer (Musée Royal de l'Afrique Centrale, Tervuren, Belgium), Manfred Uhlig (Museum der Alexander Humboldt Universität, Berlin, Germany), Harald Schillhammer (Naturhistorisches Museum, Wien, Austria), for the loan of African material and to Harald Schillhammer for help in preparing the manuskript.

Zusammenfassung

Die afrotropischen Arten der Gattung *Hesperus* FAUVEL 1872 werden revidiert. In der Afrotropischen Region umfasst die Gattung zur Zeit sechsundzwanzig Arten, eine davon wird neu beschrieben: *H. oriolus* nov.sp. (Nigeria, Kamerun). Neue Kombinationen: *Hesperus sericeicollis* (CAMERON 1950) comb.nov. (von *Belonuchus* NORDMANN 1837); *Philonthus kuboni* (HROMÁDKA 2005) comb.nov. (von *Hesperus*). Die Revision enthält ausführliche Beschreibungen und einen Bestimmungsschlüssel für alle behandelten Arten sowie eine Artenliste mit den bekannten Verbreitungsdaten. Morphologische Details einiger Arten sowie die Aedeagi aller durch Männchen vertretenen Arten werden abgebildet.

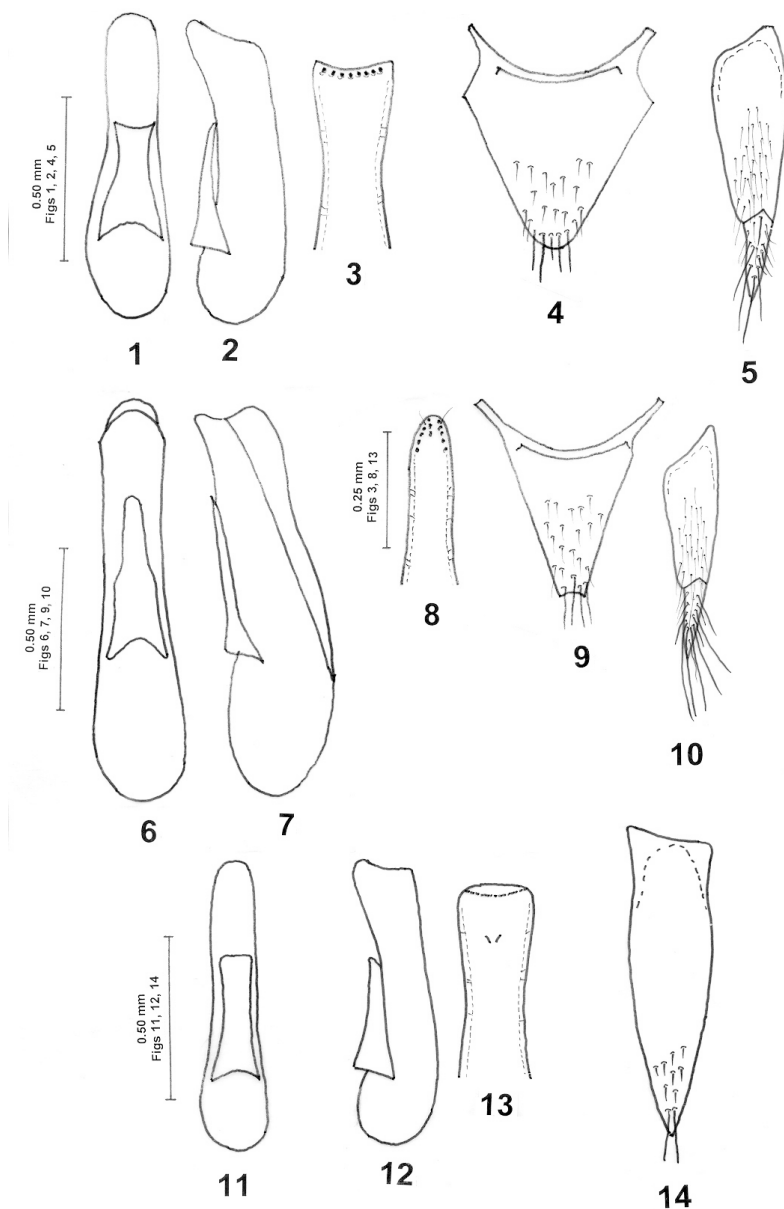
References

- BERNHAEUER M. (1908): Neue Staphylinidae aus dem subtropischen und tropischen Afrika. In Schultze, Zoologische und Anthropologische Ergebnisse einer Forschungsreise im westlichen und zentralen Südafrika 1. Systematik und Tiergeographie. — Denkschriften der medizinisch-naturwissenschaftlichen Gesellschaft zu Jena **13**: 101-118.
- BERNHAEUER M. (1915): Zur Staphyliniden-fauna des tropischen Afrika. — Annales Musei Nationalis Hungarici **13**: 95-189.
- BERNHAEUER M. (1928): Zur Staphyliniden-fauna des belgischen Kongostaates. — Verhandlungen der k.k. Zoologisch-botanischen Gesellschaft in Wien **78** (1928): 106-131.
- BERNHAEUER M. (1928): Zur Staphylinidenfauna des tropischen Afrika, insbesondere des Kongostaates (20. Beitrag). — Wiener Entomologische Zeitung **45**: 105-121.
- BERNHAEUER M. (1932): Neue Kurzflüger aus dem belgischen Kongostaate. Revue de Zoologie et de Botanique Africaines **22**: 140-174.
- BERNHAEUER M. (1939): Beschreibung der Neuen Arten. — In: BERNHAEUER M. & W. CHAPMAN (eds), Coleoptera, XIV. Staphylinidae, Staphylininae, Mission Scientifique de l'Omo 5(44). Mémoires du Muséum National d'Histoire Naturelle (N. Ser.) **9**: 75-90.
- CAMERON M. (1950): New Staphylinidae from Belgian Congo. — Revue de Zoologie et de Botanique Africaines **43**: 92-98.
- CAMERON M. (1950): Three new species of Staphylinidae (Coleoptera) from Cameroon and Portuguese Guinea. — Revue Suisse de Zoologie **57**: 429-432.
- EPPELSHEIM E. (1895): Beitrag zur Staphylinidenfauna West-Afrika's. Zweites Stück. — Deutsche Entomologische Zeitschrift **1895**, Heft 2: 385-408.
- FAUVEL A. (1874): Faune Gallo-Rhénane. — Bulletin de la Société Linéenne de Normandie (2) **8**: 167-340.
- FAUVEL A. (1889): Deux espèces africaines de la famille des Staphylinides. — Notes from the Leyden Museum **11**: 187-188.
- GRAVENHORST J.L.C. (1802): Coleoptera Microptera Brunsvicensia nec non Exoticorum. — Carolus Richard, Brunsuigae **LXVI** + 206 pp.
- HERMAN L.H. (2001): Catalog of the Staphylinidae (Insecta, Coleoptera); 1758 to the end of the second Millennium. V Staphylinine group (Part 2): Diachini, Maurothiini, Othiini, Platyprosopini, Staphylinini (Amblyopinina, Anisolinina, Hyptiomina, Philonthina). — Bulletin of the American Museum of Natural History **265**: 2441-3020.
- HROMÁDKA L. (2004): Two new *Hesperus* species (Coleoptera: Staphylinidae) from Tanzania and Nepal. — Folia Heyrovskyana **12**: 113-117.
- HROMÁDKA L. (2009): Two new species of the genus *Hesperus* (Coleoptera: Staphylinidae: Philonthina) from the Afrotropical region. — Klapalekiana **45**: 67-72.

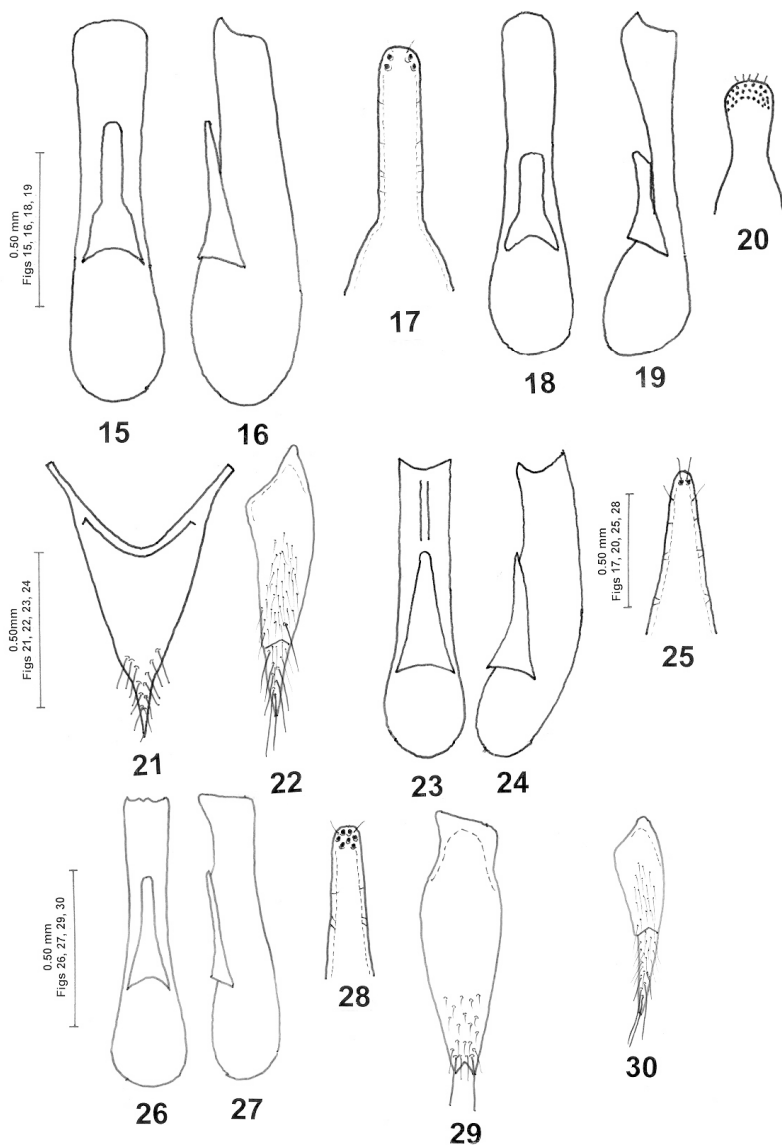
- LUCAS R. (1920): Catalogus alphabeticus generum et subgenerum Coleopterorum orbis terrarum totius (famil., trib., subtr., sect. incl.). — Archiv für Naturgeschichte (A) **84** (1918): 1-696.
- SCHEERPELTZ O. (1956): Die von Prof. Dr. K.E. Schedl in Belgisch-Kongo aufgefundenen Staphyliniden (Coleoptera). — Revue de Zoologie et de Botanique Africaines **53**: 478-516.
- SCHEERPELTZ O. (1971): Studien an den Arten der Gattung *Hesperus* FAUVEL (Col. Staphylinidae). — Entomologische Gesellschaft Basel (N.F.) **21**: 93:109.
- SMETANA A. (1995): Rove beetles of the subtribe Philonthina of America north of Mexico (Coleoptera, Staphylinidae). Classification, phylogeny and taxonomic revision. — Memoirs on Entomology International **3**: 1-946.
- STEPHENS J.F. (1829): The nomenclature of British insects; being a compendious list of such species as are contained in the Systematic Catalogue of British Insects, and forming a guide to their classification. — Baldwin & Cradock, London, 68 columns.

Author's address:

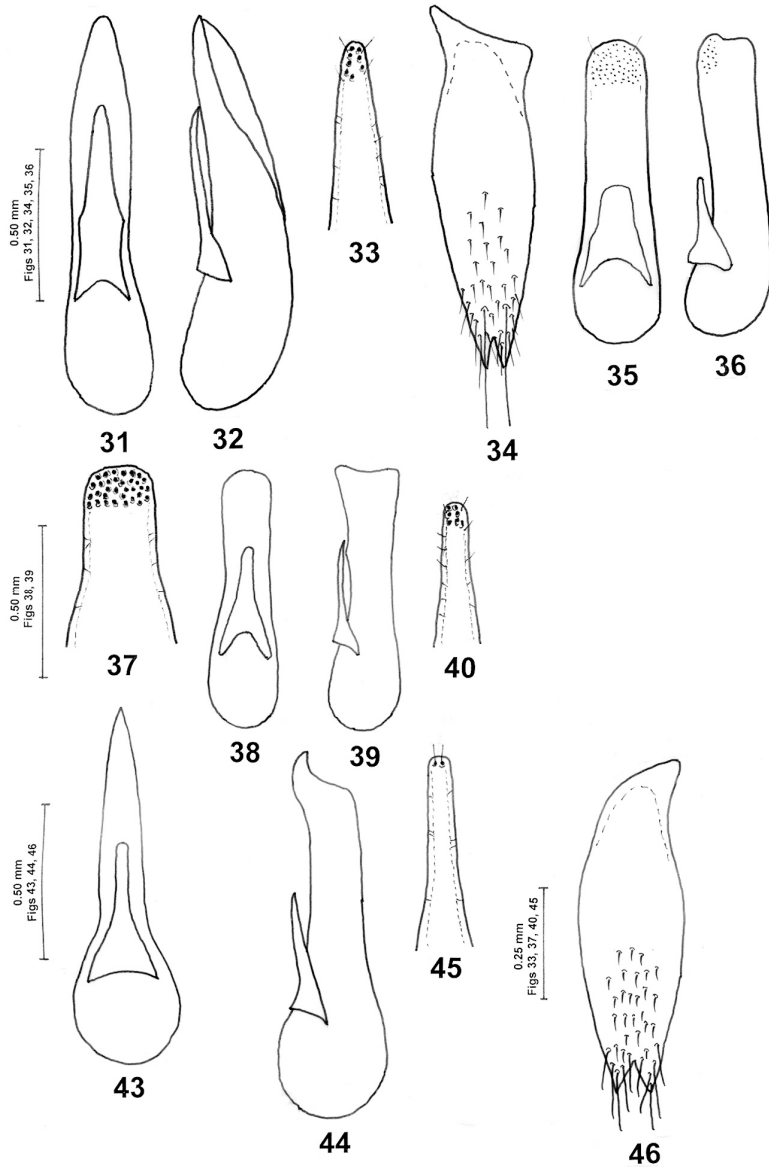
Lubomír HROMÁDKA
Anny Letenské 7
CZ-120 00 Praha, Czech Republic
E-mail: hromadkal@seznam.cz



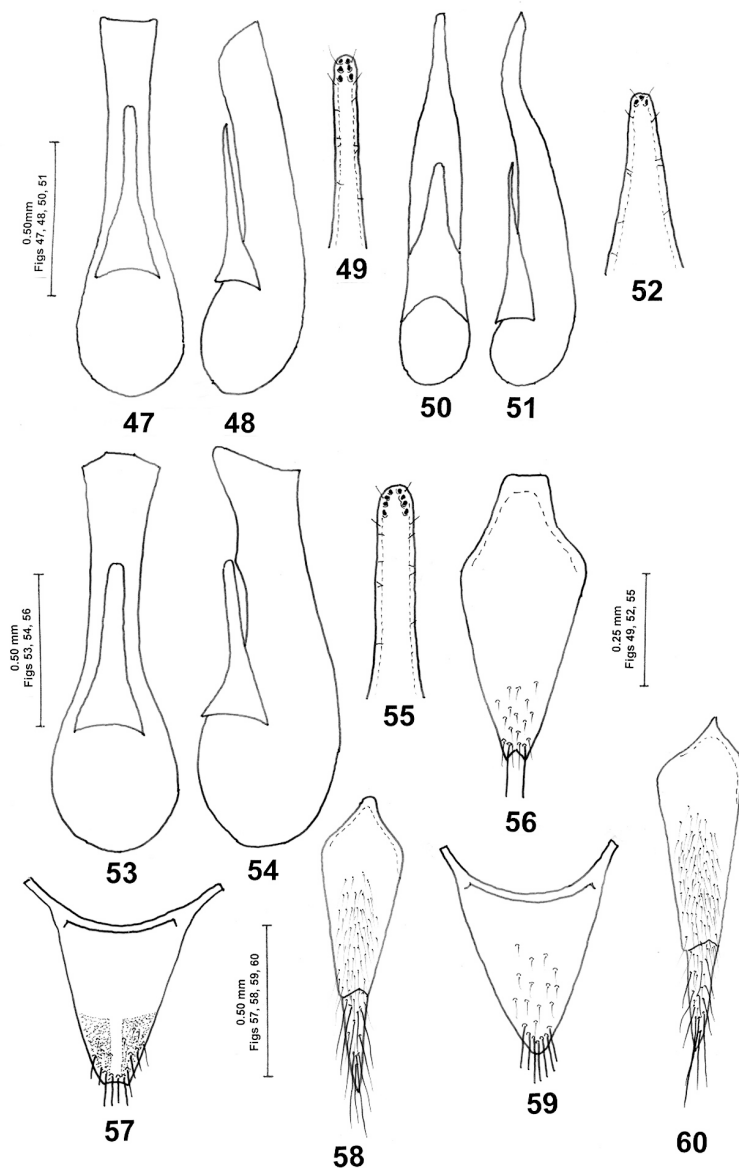
Figs 1-3: *Hesperus addisadebaensis* SCHEERPELTZ 1971: (1) aedeagus, ventral view. (2) aedeagus, lateral view. (3) apex of paramere with sensory peg setae. **Figs 4-5:** *Hesperus africanus* BERNHAUER 1915. (4) female tergite X, ventral view. (5) gonocoxite of female genital segment. **Figs 6-10:** *Hesperus anas* HRMÁDKA 2008. (6) aedeagus, ventral view. (7) aedeagus, lateral view. (8) apex of paramere with sensory peg setae. (9) female tergite X. (10) gonocoxite of female genital segment. **Figs 11-14:** *Hesperus belonuchiformis* BERNHAUER 1915. (11) aedeagus, ventral view. (12) aedeagus, lateral view. (13) apex of paramere with sensory peg setae. (14) male sternite IX.



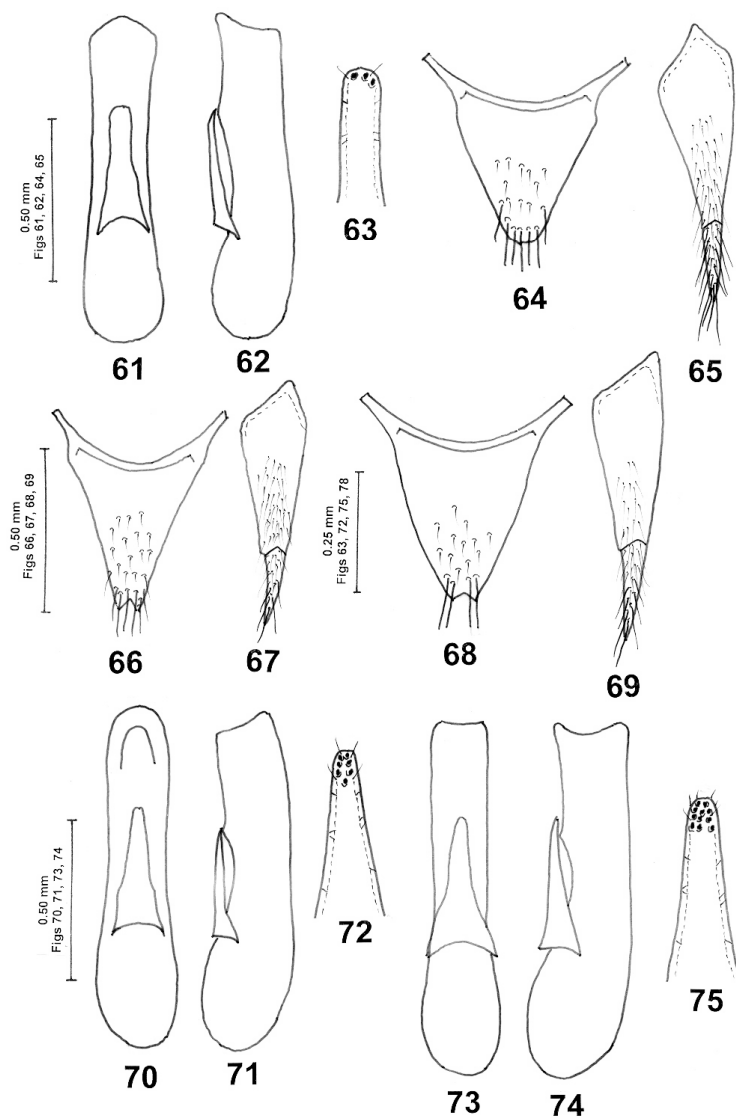
Figs 15-17: *Hesperus burgeoni* BERNHAUER 1928. (15) aedeagus, ventral view. (16) aedeagus, lateral view. (17) apex of paramere with sensory peg setae. **Figs 18-22:** *Hesperus cafiodes* FAUVEL 1889. (18) aedeagus, ventral view. (19) aedeagus, lateral view. (20) apex of paramere with sensory peg setae. (21) female tergite X. (22) gonocoxite of female genital segment. **Figs 23-25:** *Hesperus depressus* BERNHAUER 1908. (23) aedeagus, ventral view. (24) aedeagus, lateral view. (25) apex of paramere with sensory peg setae. **Figs 26-29:** *Hesperus sericeicollis* (CAMERON 1950). (26) aedeagus, ventral view. (27) aedeagus, lateral view. (28) apex of paramere with sensory peg setae. (29) male sternite IX. **Fig 30:** *Hesperus fraternus* BERNHAUER 1928. (30) gonocoxite of female genital segment.



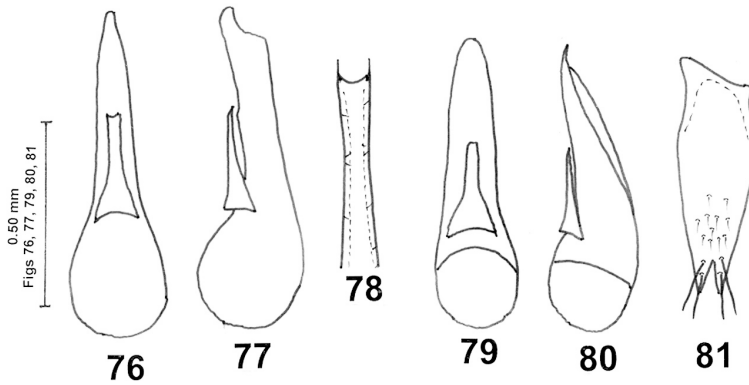
Figs 31-34: *Hesperus gestroi* BERNHAUER 1915. (31) aedeagus, ventral view. (32) aedeagus, lateral view. (33) apex of paramere with sensory peg setae. (34) male sternite IX. **Figs 35-37:** *Hesperus gridellianus* BERNHAUER 1928. (35) aedeagus, ventral view. (36) aedeagus, lateral view. (37) apex of paramere with sensory peg setae, ventral view. **Figs 38-40:** *Hesperus kraatzi* EPPELSHEIM 1895. (38) aedeagus, ventral view. (39) aedeagus, lateral view. (40) apex of paramere with sensory peg setae. **Figs 43-46:** *Hesperus meyeri* BERNHAUER 1915. (43) aedeagus, ventral view. (44) aedeagus, lateral view. (45) apex of paramere with sensory peg setae. (46) male sternite IX.



Figs 47-49: *Hesperus mirus* BERNHAUER 1915. (47) aedeagus, ventral view, (48) aedeagus, lateral view, (49) apex of paramere with sensory peg setae. **Figs 50-52:** *Hesperus mylomyis* HRMÁDKA 2009. (50) – aedeagus, ventral view, (51) – aedeagus, lateral view, (52) apex of paramere with sensory peg setae. **Figs 53-56:** *Hesperus nobilis* BERNHAUER 1928. (53) aedeagus, ventral view. (54) aedeagus, lateral view. (55) apex of paramere with sensory peg setae. (56) male sternite IX. **Figs 57-58:** *Hesperus obscurior* BERNHAUER 1915. (57) female tergite X. (58) gonocoxite of female genital segment. **Figs 59-60:** *Hesperus overlaeti* BERNHAUER 1939. (59) female tergite X, ventral view. (60) gonocoxite of female genital segment.



Figs 61-63: *Hesperus oriolus* sp.nov. (61) aedeagus, ventral view. (62) aedeagus, lateral view. (63) apex of paramere with sensory peg setae. **Figs 64-65:** *Hesperus puncticeps* BERNHAUER 1928. (64) female tergite X. (65) gonocoxite of female genital segment. **Figs 66-67:** *Hesperus schedli* SCHEERPELTZ 1956. (66) female tergite X. (67) gonocoxite of female genital segment. **Figs 68-69:** *Hesperus sparsiceps* BERNHAUER 1928. (68) female tergite X. (69) gonocoxite of female genital segment. **Figs 70-72:** *Hesperus sparsior* BERNHAUER 1928. (70) aedeagus, ventral view. (71) aedeagus, lateral view. (72) apex of paramere with sensory peg setae. **Figs 73-75:** *Hesperus spectabilis* BERNHAUER 1928. (73) aedeagus, ventral view. (74) aedeagus, lateral view. (75) apex of paramere with sensory peg setae.



Figs 76-78: *Hesperus strigiventris* EPPELSHEIM 1895. (76) aedeagus, ventral view. (77) aedeagus, lateral view. (78) apex of paramere with sensory peg setae, **Figs 79-81:** *Hesperus uelensis* BERNHAUER 1932. (79) aedeagus, ventral view. (80) aedeagus, lateral view. (81) apex of paramere with sensory peg setae.

ZOBODAT - www.zobodat.at

Zoologisch-Botanische Datenbank/Zoological-Botanical Database

Digitale Literatur/Digital Literature

Zeitschrift/Journal: [Linzer biologische Beiträge](#)

Jahr/Year: 2012

Band/Volume: [0044_1](#)

Autor(en)/Author(s): Hromadka Lubomir

Artikel/Article: [Revision of the Afrotropical species of the genus *Hesperus* FAUVEL \(Coleoptera: Staphylinidae: Philonthina\) 551-589](#)