

Linzer biol. Beitr.	50/1	413-420	27.7.2018
---------------------	------	---------	-----------

***Ibizella asilahica* nov.sp. (Astigmata, Canestriniidae) from
Morocco with type species designation for the genus
Ibizella HAITLINGER & ŠUNDIĆ, 2018**

Rszard HAITLINGER & Miloje ŠUNDIĆ

A b s t r a c t : *Ibizella balearica* HAITLINGER & ŠUNDIĆ, 2016 is designated as type-species for the genus *Ibizella* HAITLINGER & ŠUNDIĆ, 2018. *Ibizella asilahica* nov.sp. from Morocco is described and illustrated, based on male and protonymph. Both specimens were collected on undetermined Tenebrionidae. It is third species of the genus *Ibizella*.

K e y w o r d s : Acari, Asilah, taxonomy, Tenebrionidae, type-species designation.

Introduction

In Morocco were known only six species of canestriniid mites: *Pseudoamansia chrysomelinus* (C.L. KOCH, 1841), *Percanestrinia maroccana* COOREMAN, 1953, *Canestrinia hispanica* SAMŠIŇÁK, 1971, *Mesophotia penicillata* SAMŠIŇÁK, 1971, *Camirohylla feziana* HAITLINGER, 1991 and *Lidiophela pauliana* HAITLINGER, 1991 (COOREMAN 1953, SAMŠIŇÁK 1971, HAITLINGER 1991). In his paper we describe new species *Ibizella asilahica*. To date, in the genus *Ibizella* HAITLINGER & ŠUNDIĆ, 2016 were known only two species: *I. samsinaki* (BERON, 1975) known from Bulgaria and Cyprus and *I. balearica* HAITLINGER & ŠUNDIĆ, 2016 known from Balearic Islands (BERON 1975, HAITLINGER 1993, HAITLINGER & ŠUNDIĆ 2016). All species are associated with Tenebrionidae. Our paper (HAITLINGER & ŠUNDIĆ 2016) describing the "new" genus *Ibizella* was without type-species designation, therefore it is not complying with the conditions (Article 42.3) of the *International code of zoological nomenclature* (Anonymous 1999) and unavailable. According to Article 11.9.3.1 *I. balearica* is available. [explanation added by Aescht] Now we designate the type-species with the corrected date.

Material and methods

One male and one protonymph were collected in Asilah (31 km south of Tangier), Morocco from undetermined Tenebrionidae. The specimens were collected by R. Haitlinger and preserved in 70% ethanol. Mite specimens were cleared in Nesbitt's solution and mounted in Berlese's medium. All measurements are given in micrometers (μm) using microscope NIKON Eclipse 80i. Figures were drawn using Carl Zeiss Axio

Imager A2 with differential contrast and phase contrast. The terminology and abbreviations follow GRANDJEAN (1939), GRIFFITHS et al. (1990), NORTON (1998), TRACH & KHAUSTOV (2011) and HAITLINGER & ŠUNDIĆ (2016).

Results

Family *Caneestriniidae* BERLESE, 1884

Genus *Ibizella* HAITLINGER & ŠUNDIĆ, 2018

Type-species: *Ibizella balearica* HAITLINGER & ŠUNDIĆ 2016

Ibizella asilahica nov. sp.

Material examined: 1♂, 1 protonymph. Locus typicus: Asilah, 9 September 1999, Morocco, from undetermined Tenebrionidae. Both specimens are deposited as holo- and paratype respectively [Aescht] at the Museum of Natural History, Wrocław University, Poland.

Diaagnosis: Propodosomal plate narrow and short, setae *ve* absent, sejugal suture absent, $c_2 < 70$, tarsi I-IV (without pretarsi) > 30 , SS 24, setae cG I-II and mG I-II very short < 30 .

Description (♂): Male (based on holotype) – Idiosoma without ornamentation with narrow propodosomal plate and setae *vi*. Propodosoma with very long setae *se* and short setae *si* and *sl*. Sejugal suture absent. Hysterosoma with 6 pairs of setae; setae c_2 , d_2 and e_2 distinctly longer than setae c_1 , d_1 and e_1 (Fig. 1). Ventral side of idiosoma with very long setae h_1 , h_2 , *cp*, distinctly shorter setae *h*, c_3 and f_2 and short setae 1a, 3a, 4a, 4b, g, p_1 , p_2 and p_3 . Bases of setae h_1 , h_2 and h_3 placed near posterior margin of idiosoma. Penis short. The adanal suckers well developed (Fig. 2). Gnathosoma not covered by idiosoma. Leg I-IV short. Setae cG and mG on Ge I and Ge II short, setae cG I and II only little longer than setae mG I and mG II (Figs 3-6). Measurements are given in Table 1.

Females unknown.

Protonymph: Dorsal side of idiosoma with long setae *se* and three pairs of short setae *vi*, *sl* and *si* on propodosoma. Propodosomal plate invisible. Sejugal suture absent. Idiosoma without ornamentation. Hysterosoma with 6 pairs of setae; setae c_1 , d_1 are short, setae c_2 , d_2 , e_1 and e_2 are distinctly longer (Fig. 7). Ventral side of idiosoma with long setae *cp*, h_1 and h_2 , shorter setae f_2 and h_3 and distinctly shorter setae 1a, 3a, 4a, g, p_1 , p_2 and p_3 (Fig. 8). Tarsi I-IV and legs I-IV short (Figs 9-12).

Etymology: The species is named after the type locality [Aescht].

Remarks: *Ibizella asilahica* differs from *I. balearica* (males) in the shorter GL (49 vs. 85), GW (33 vs. 48), c_2 (57 vs. 76), *si* (17 vs. 42), c_3 (29 vs. 55), Ge I cG (21 vs. 67), Ge I mG (16 vs. 39), Ge II cG (16 vs. 42), Ge II mG (13 vs. 35), SS (24 vs. 37), longer h_1 (259 vs. 201), h_2 (209 vs. 174), h_3 (102 vs. 60), Ta I (36 vs. 21), Ta II (36 vs. 20), Ta III (36 vs. 17), Ta IV (45 vs. 24) and Ge I σ (41 vs. 22); protonymphs – in the longer c_2 (82 vs. 47-49), d_2 (92 vs. 35-38), e_1 (56 vs. 32-34), e_2 (69 vs. 25), h_1 (222 vs. 143-146), h_2 (224 vs. 103-114), h_3 (62 vs. 38-43), Ta I (28 vs. 17-18), Ta II (25 vs. 15), Ta III (30 vs. 15-17), Ta IV (39 vs. 17-19), Ge I σ (33 vs. 18-19), shorter Ge I cG (24 vs. 39-48), Ge I mG (16 vs. 26-31), Ge II cG (15 vs. 38) and Ge II mG (17 vs. 25-31); from *I. samsinaki*

(males) in shorter PPW (20 vs. 75), c_1 (17 vs. 72), c_2 (57 vs. 105), vi (36 vs. 85), SS (24 vs. 55-63), SW (14 vs. 27-30), Ti I ϕ (72 vs. 103), Ti II ϕ (55 vs. 101), Ti III ϕ (49 vs. 87), Ti IV ϕ (53 vs. 98), IL (292 vs. 412-504) and IW (202 vs. 340-365).

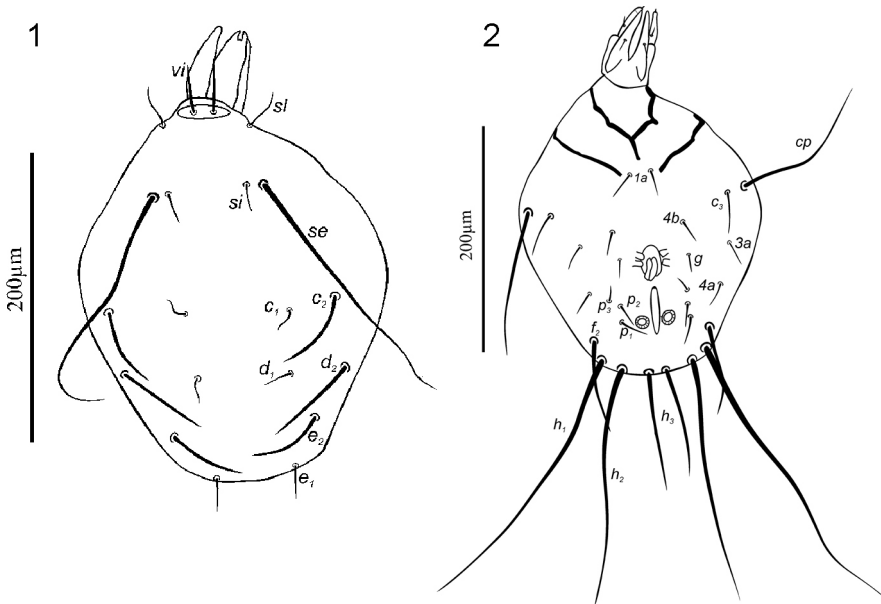
References

- Anonymous [International Commission on Zoological Nomenclature] (1999) *International code of zoological nomenclature*. 'Fourth edition'. — London (International Trust for zoological Nomenclature): i–xxix + 1-306.
- BERON P. (1975): *Canestrinia samsinaki* sp. n. (Acariformes, Glycyphagidae) – un nouvel Acarien, vivant sous les élytres des Coléoptères de la famille Tenebrionidae. — Acta Zool. Bulg. **2**: 83-90.
- COOREMAN J. (1953): Notes et observations sur les Acariens. V. Sur le genre *Cecidopus* KARSCH (Erythraeidae) sur une espece nouvelle du genre *Percanestrinia* BERLESE (Canestriniidae). — Bull. Inst. Roy. Sci. Nat. Belg., XXIX, **31**: 1-12.
- GRANDJEAN F. (1939): La chaetotaxie des pattes chez les Acaridiae. — Bul. Soc. Zool. France **64**: 50-56.
- GRIFFITHS D.A., ATYEO W., NORTON R.A. & C.A. LYNCH (1990): The idiosomal chaetotaxy of astigmatid mites. — J. Zool. (London) **220**: 1-32.
- HAITLINGER R. (1991): New canestriniid mites (Acari, Astigmata, Canestriniidae) associated with some Tenebrionidae and Carabidae (Insecta, Coleoptera). — Zesz. Nauk. Akad. Roln. Wroc., Zootechnika **35** (206): 273-281.
- HAITLINGER R. (1993): Acari (Arachnida) and Anoplura (Insecta) collected on small mammals, reptiles and insects in Greece and Cyprus. — Biol. Gallo-helleni. **20**: 83-88.
- HAITLINGER R. & M. ŠUNDIĆ (2016): *Ibizella balearica* n. gen., nov.sp. (Astigmata Canestriniidae) from Balearic Islands, Spain. — Redia **XCIX**: 75-82.
- NORTON R.A. (1998): Morphological evidence for the evolutionary origin of Astigmata (Acari: Acariformes). — Experim. Appl. Acarol. **22**: 559-594.
- SAMŠIŇAK K. (1971): Die auf *Carabus*-Arten (Coleoptera, Adephaga) der palaarktischen Region lebenden Milben der Unterordnung Acariformes (Acari); ihre Taxonomie und Bedeutung für die Lösung zoogeographischer, entwicklungsgeschichtlicher und parasitophyletischer Fragen. — Entom. Abh. Staat. Mus. Tierk. Dresden **38**: 145-230.
- SANTIAGO-BLAY J.A. & A. FAIN (1994): Phoretic and ectoparasitic mites (Acari) of the Chrysomelidae. — In: JOLIVET P.H., COX M.L. & E. PETITPIERRE (eds.): Novel aspects of the biology of the Chrysomelidae, ser. Entomologica **50**: 407-417, Springer Netherlands.
- TRACH A. & A.A. KHAUSTOV (2011): A review of the genus *Coleopterophagus* BERLESE, 1882 (Acari: Astigmata: Canestriniidae) of Ukraine. — Acarina **19**: 213-230.

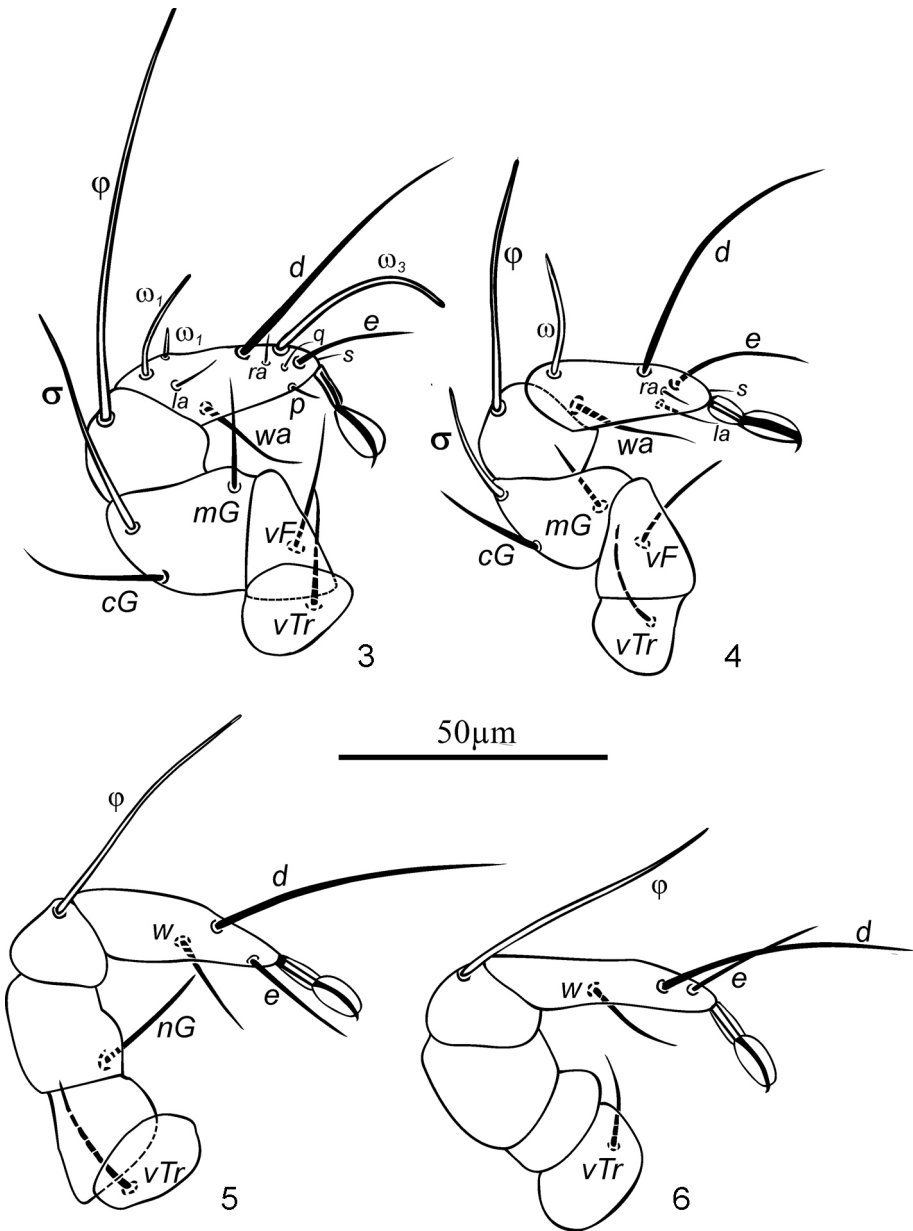
Authors' addresses:

Prof. Dr. habil. Ryszard HAITLINGER
 Institute of Biology
 Department of Invertebrate Systematics and Ecology
 Wrocław University of Environmental and Life Sciences
 Koźuchowska 5B
 PL-51-631 Wrocław, Poland
 E-mail: ryszard.haitlinger@up.wroc.pl

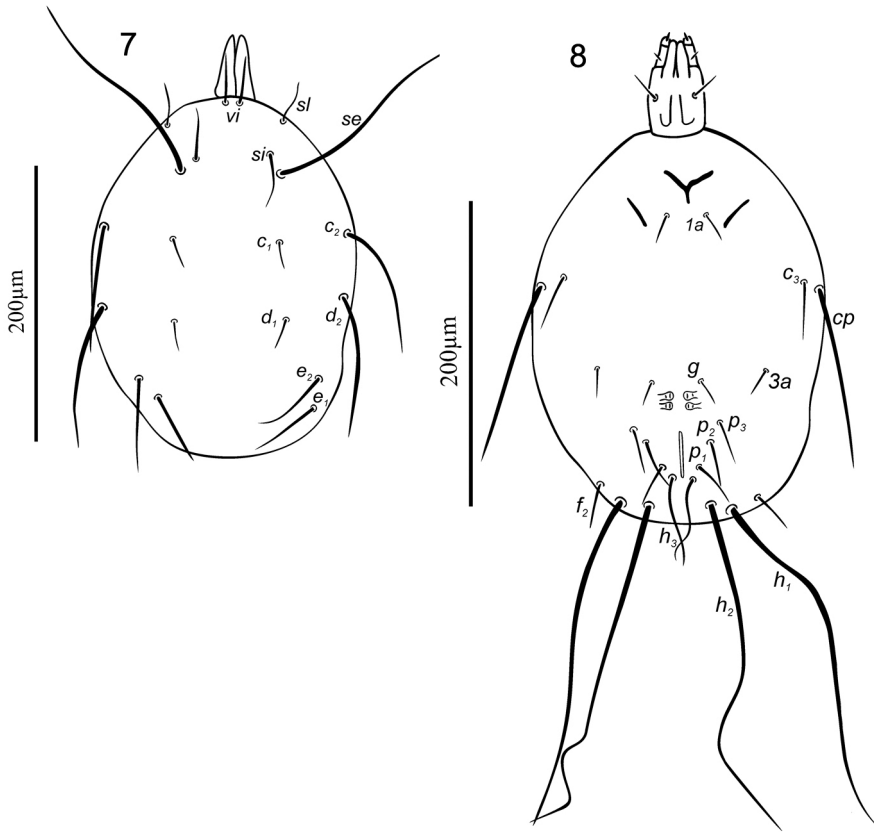
Dr. Miloje ŠUNDIĆ
 University of Montenegro
 Faculty of Natural Sciences and Mathematics
 2000 Podgorica, Montenegro
 E-mail: miloje@t-com.me



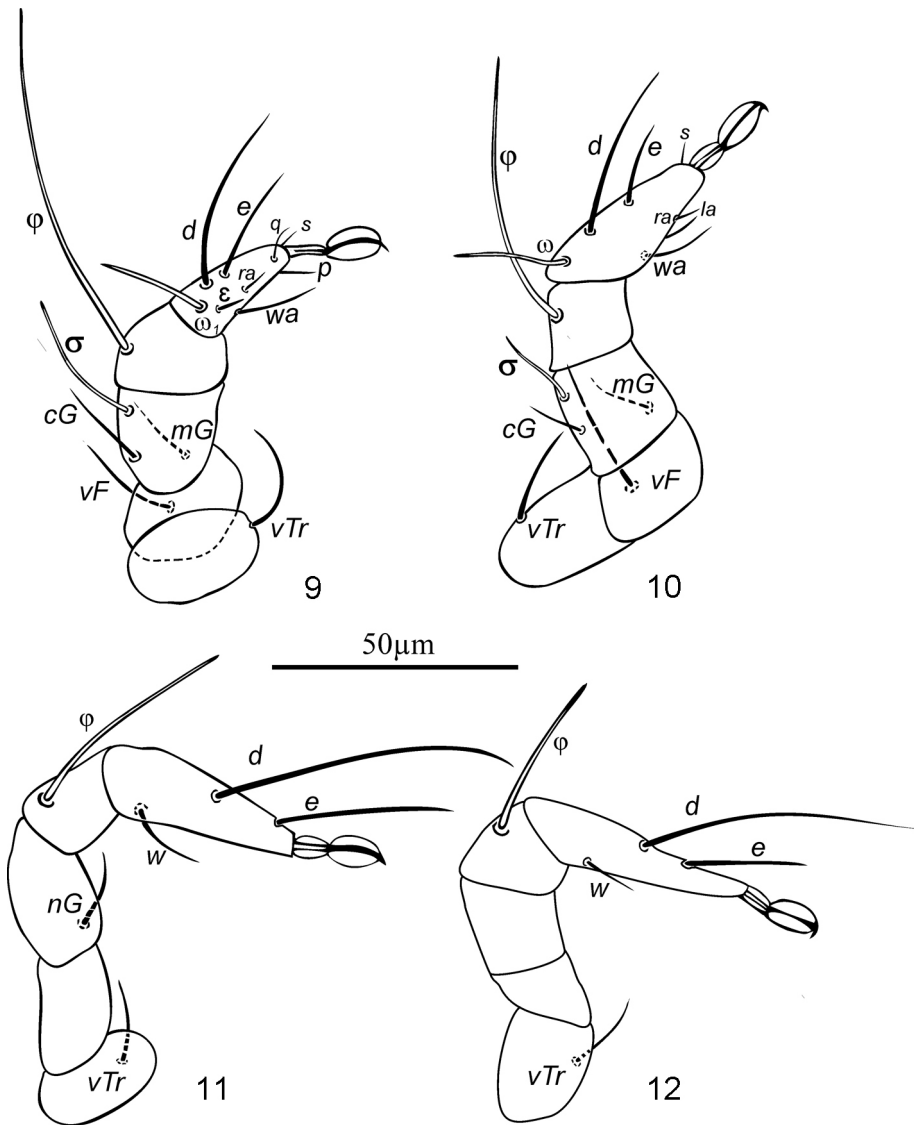
Figs 1-2. *Ibizella asilahica* nov.sp. (♂) (1) idiosoma, dorsal view; (2) idiosoma, ventral view.



Figs 3-6. *Ibizella asilahica* nov.sp. (♂) (3) leg I; (4) leg II; (5) leg III; (6). leg IV.



Figs 7-8. *Ibizella asilahica* nov.sp. protonymph (7) idiosoma, dorsal view; (8) idiosoma, ventral view.



Figs 9-12. *Ibizella asilohica* nov.sp. protonymph (9) leg I; (10) leg II; (11) leg III; (12) leg IV.

Table 1. Metric data for male and protonymph of *Ibizella asilahica* nov.sp. H – holotype, P – protonymph.

Character	H	P	Character	H	P	Character	M	P
IL	292	279	Ta I ω_3	37	23	Ti III ϕ	49	50
IW	202	212	Ta I ε	5		Ge III nG	17	15
GL	49	64	Ta I d	49	41	Tr III vTr	18	16
GW	33	39	Ta I e	23	24	Ta IV d	47	66
c ₁	17	20	Ta I p	6		Ta IV e	29	25
c ₂	57	82	Ta I wa	20	15	Ta IV w	15	11
d ₁	15	19	Ti I ϕ	72	76	Ti IV ϕ	53	38
d ₂	65	92	Ge I σ	41	33	Tr IV vTr	17	15
e ₁	50	56	Ge I mG	16	16	PPL	7	
e ₂	23	69	Ge I cG	21	24	PPW	20	
Vi	36	36	Fe I vF	25	15	SW	14	
Si	17	37	Tr I vTr	19		SS	24	
se	157	176	Ta II ω	25	24	PL	29	
cp	132	121	Ta II d	56	45	ANL	34	
h ₁	259	222	Ta II e	20	21	Ta I	36	28
h ₂	209	224	Ta II la		7	Ta II	36	25
h ₃	102	62	Ta II wa	26	18	Ta III	36	30
c ₃	29	43	Ti II ϕ	55	59	Ta IV	45	39
f ₂	17	28	Ge II σ	24	19	Leg I	102	85
1a	24	19	Ge II mG	13	17	Leg II	93	94
3a	26	17	Ge II cG	16	15	Leg III	105	98
4a	28	18	Fe II vF	24	24	Leg IV	102	97
p ₁	20	26	Tr II vTr	15	15	c1-c1	103	112
p ₂	21	31	Ta III d	58	72	d ₁ .d ₁	72	69
p ₃	13	25	Ta III e	24	32	e ₁ .e ₁	52	91
Ta I ω_1	19	19	Ta III w	17	15			

ZOBODAT - www.zobodat.at

Zoologisch-Botanische Datenbank/Zoological-Botanical Database

Digitale Literatur/Digital Literature

Zeitschrift/Journal: [Linzer biologische Beiträge](#)

Jahr/Year: 2018

Band/Volume: [0050_1](#)

Autor(en)/Author(s): Haitlinger Ryszard, Sundic Miloje

Artikel/Article: [Ibizella asilahica nov.sp. \(Astigmata, Canestriniidae\) from Morocco with type species designation for the genus Ibizella HAITLINGER & ŠUNDIÆ, 2018 413-420](#)