

Mitt. österr. geol. Ges.	71/72 1978/1979	S. 81—88 7 Abb.	Wien, Juni 1980
--------------------------	--------------------	--------------------	-----------------

Chemistry of mesozoic metabasites in the middle and eastern part of the Hohe Tauern

By V. HÖCK* and Ch. MILLER**

With 7 Figures

Zusammenfassung

Haupt- und Spurenelementgehalte von Metabasiten (Eklogite, Metabasalte, Metagabbros) verschiedener Vorkommen der Mittleren und Östlichen Hohen Tauern charakterisieren zwei große Metabasit-Gesteinszüge (I und II in Fig. 1) als Ozeanboden-Basalte. Ein dritter Gesteinszug (III) weist teilweise tholeiitischen, teilweise alkalibasaltischen Charakter auf. Kleinere Vorkommen von Metabasiten in der Fuscher Fazies zeigen Merkmale von „within plate“-Basalten.

Summary

Major and trace element analyses of metabasites (eclogites, metabasalts, metagabbros) from different parts of the middle and eastern section of the Hohe Tauern indicate strong oceanic affinities for two large metabasic bodies (I and II in fig. 1). Ambiguous results, tholeiitic as well as alkalibasaltic affinities, characterize a third body (III) while small occurrences of metabasites in the Fusch facies resemble within-plate-basalts.

Introduction

The mesozoic sedimentary sequence of the Hohe Tauern is closely associated with ultrabasic and basic rocks (Bündnerschieferserie by FRASL, 1958, and FRASL & FRANK, 1966). Simplified, three large elongated bodies accompanied by smaller layers may be distinguished (fig. 1).

The first one (I) is situated in the southern part of the Tauern window approximately between Umbal-valley (Osttirol) in the west and Heiligenblut (Möll-valley, Carinthia) in the east. It is associated with eclogitic rocks (cf. MILLER, this volume) and may be genetically and structurally related with the second body (II) in the northern escarpment extending from the Stubach-valley in the west across the Kitzsteinhorn area to the Seidlwinkl-valley east of the Fuschertörl.

Ranging from Fuscher-valley a third (III) layer can be recognized.

Adresse der Verfasser: * Institut für Geowissenschaften, Universität Salzburg,
Akademiestraße 26, A-5020 Salzburg.

** Institut für Mineralogie, Universität Innsbruck,
Universitätsstraße 4, A-6020 Innsbruck.

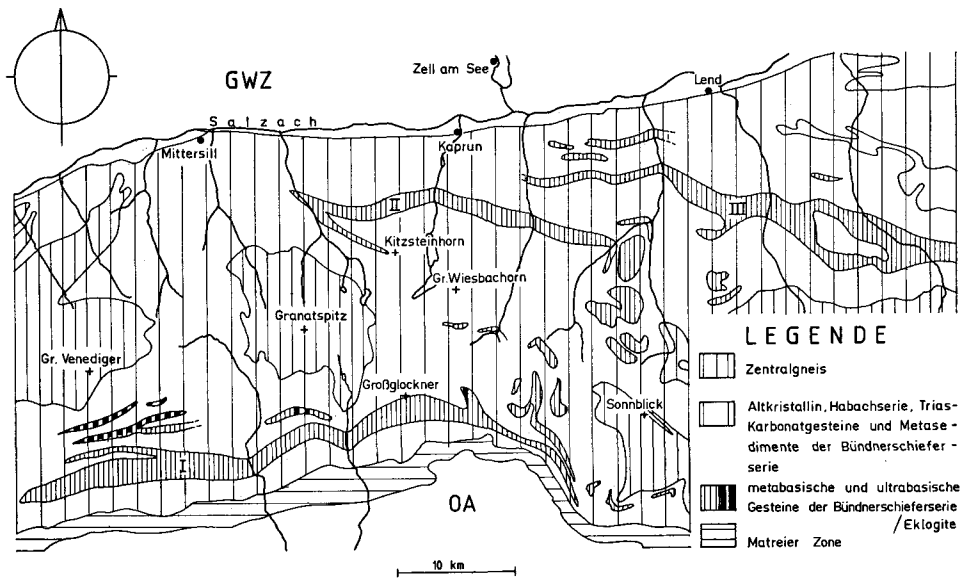


Fig. 1: Simplified geological sketch map of the middle part of the Hohe Tauern, Nr. I, II, III refer to large metabasic and ultrabasic bodies.

Whereas these large basic masses are mainly associated with pelitic and carbonaceous sediments (Glockner facies) the more clastic series (Fusch facies, Brennkogel facies) contain only relatively small occurrences of metabasic rocks.

Except for the eclogitic rocks (eg. MILLER, 1977, RAITH et. al., 1977) and their associated metavolcanics (prasinities) only few chemical data have been reported so far from the middle part of the Hohe Tauern (BICKLE and PEARCE, 1975). Here the results of 51 analyses of major elements carried out by atomic absorption spectrophotometry and solution photometry, as well as 20 XRF analyses of the trace elements (Y, Zr, Nb, Cr) of prasinities and metagabbros from all three metabasic bodies are presented.

Primary, magmatic textures and/or minerals are only occasionally preserved, for example some pillow or gabbroic textures (cf. MILLER, this volume) in eclogites and prasinities or sometimes brown amphiboles or diopsidic clinopyroxenes in coarse grained metavolcanics in the Fusch facies. Generally all rocks are completely altered to eclogites (eg. MILLER, 1977) or prasinities (CORNELIUS and CLAR, 1939). Nevertheless a few coarse prasinities might be assigned to gabbros and ferrogabbros ("Gabbroamphibolit" and "Epidotamphibolit" by CORNELIUS and CLAR, 1939). In any case the gabbros are closely connected with serpentinites and metavolcanics.

Metagabbros

Compared with the metabasalts all gabbro-types are low in P_2O_5 (0.01–0.1%), Al_2O_3 (8.5–15%) and Na_2O (0.5–2.5%). The metaferrogabbros are rich in iron (12–16.5% Fe_2O_3 as total Fe) and TiO_2 (2–7.2%) (cf. MOTTANA and

BOCCHIO, 1975). The leucocratic metagabbros are low in TiO_2 ($< 1.5\%$) and high in MgO (7.5–18.5%).

Metabasalts

The chemistry of prasinites resembles basaltic compositions with a variation of SiO_2 between 45 and 52 weight%. Total iron (Fe_2O_3) and CaO range from 6 to 12%, while Na_2O rarely exceeds 4%. K_2O is generally below 0.5%, P_2O_5 varies from 0.1 to 0.3% and TiO_2 ranges from 1.5 to 2%. There is no obvious change in composition with increasing grade of metamorphism and thus probably no substantial change of bulk chemistry due to the Alpine regional metamorphism.

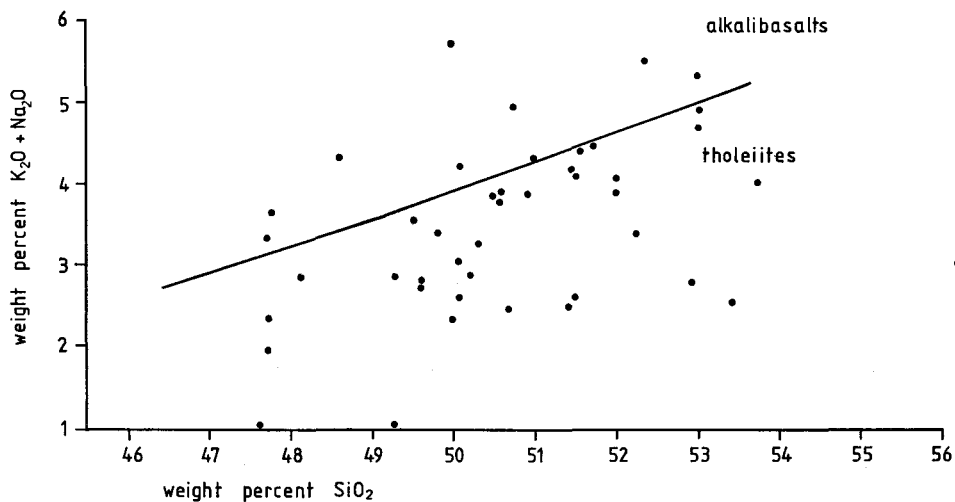


Fig. 2: Alkali vs silica diagram (McDONALD and KATSURA, 1964). Only analyses of prasinites are considered; they are plotted on an anhydrous basis.

A first inspection of the alkali vs silica diagram (McDONALD and KATSURA, 1964) in fig. 2 shows, that most of the analyses (constituents normalized to 100%, COLEMAN, 1977) fall well within the tholeiitic field. Calculation of the CIPW norm on the basis: $\text{Fe}_2\text{O}_3 = 1.5$ weight% (KAY et. al. 1970) shows, that most of the prasinites are hypersthene or even quartz normative tholeiites while only few yield nepheline in the norm and should therefore be regarded as alkalibasalts.

It is well known, that basalts might be subject to subsea weathering (REED and MORGAN, 1971, WOOD et. al. 1976) and/or ocean floor metamorphism (MIYASHIRO, 1972) which causes extended alteration in major element chemistry. However, some minor elements, Ti, P and trace elements like Nb, Y, Zr, Cr are believed to be immobile during alteration processes and therefore possibly potential tools for magma discrimination (PEARCE and CANN, 1973, PEARCE, 1975, FLOYD and WINCHESTER, 1975, WINCHESTER and FLOYD, 1976).

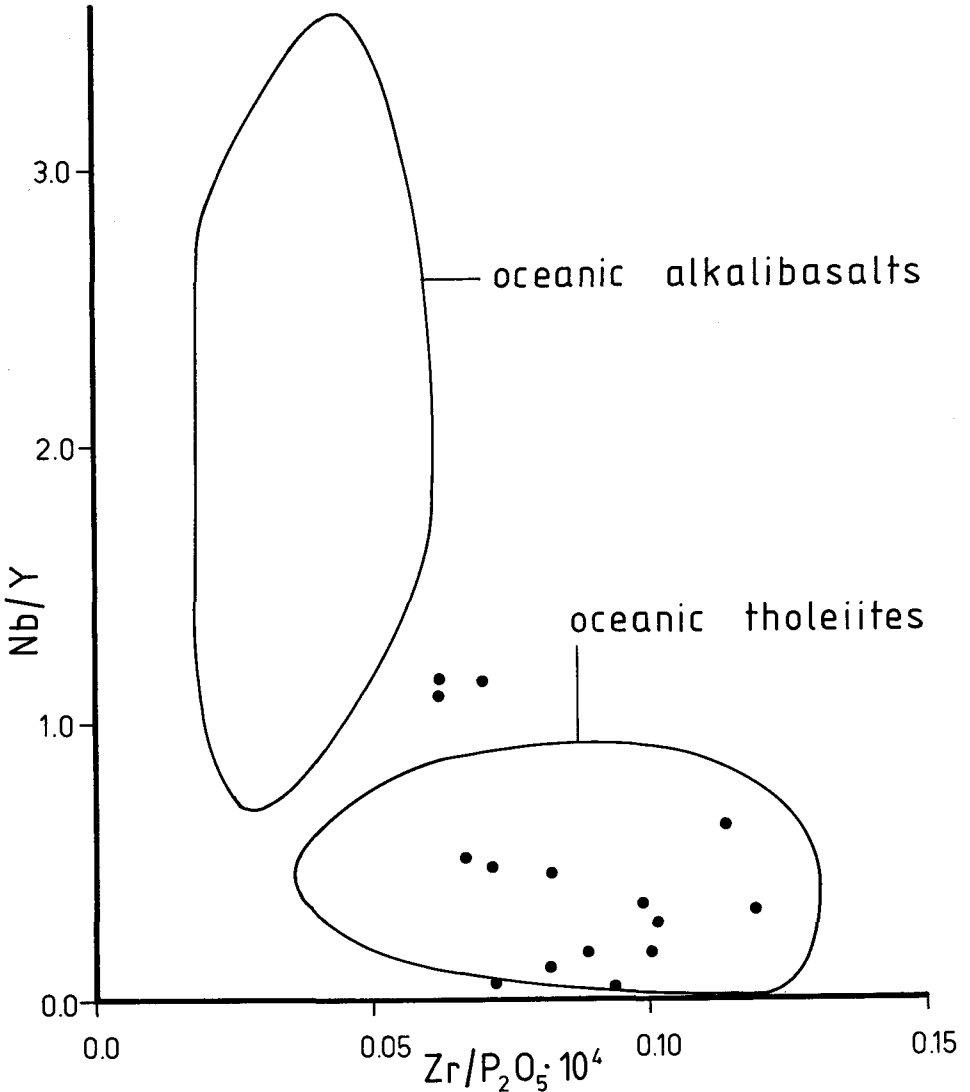


Fig. 3: Nb/Y vs Zr/P₂O₅ diagram (FLOYD and WINCHESTER). The prasinites of layer I and II and partly III fall well within the field of oceanic tholeiites. Analyses of prasinites from the Fusch facies and partly layer III plot between the oceanic alkali-basalt- and oceanic tholeiite field.

Zr/Ti_x 100⁻²/Y_x 3, Ti vs Zr and Ti vs Cr diagrams (PEARCE and CANN, 1973, PEARCE, 1975) and Nb/Y vs Zr/P₂O₅ diagram (FLOYD and WINCHESTER, 1975, WINCHESTER and FLOYD, 1976) have been used to discriminate between different types of prasinites. Samples from the first (I) and second (II) prasinite body show clearly tholeiitic affinities not only with major elements but also using the FLOYD & WINCHESTER diagram (fig. 3) and

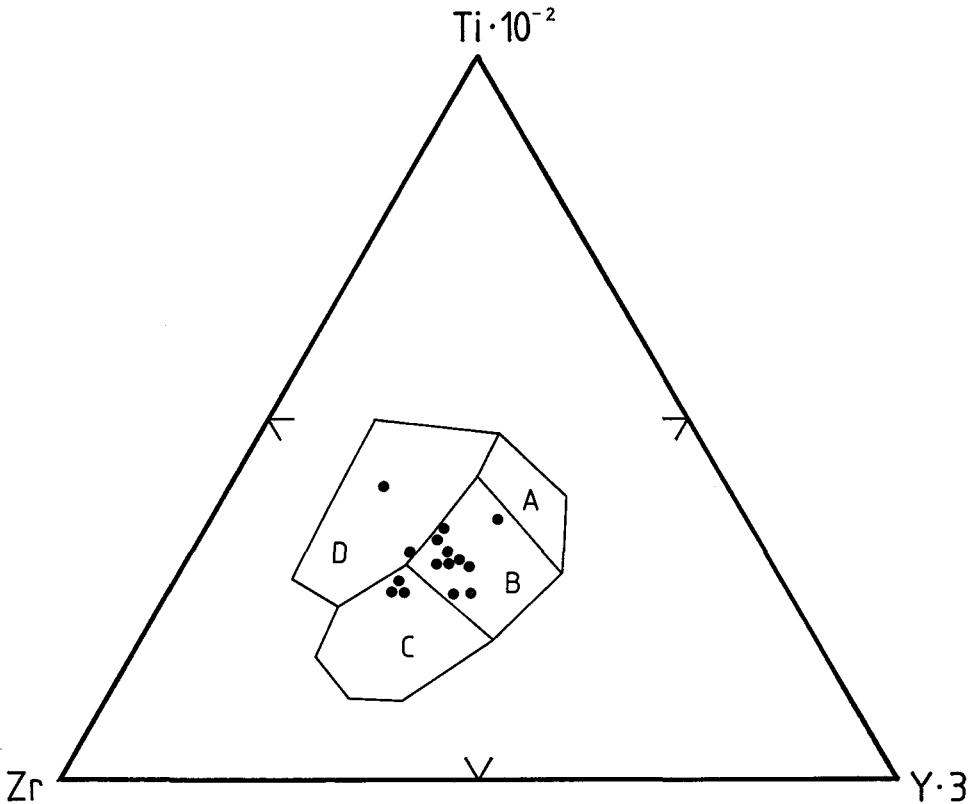


Fig. 4: The Ti-Zr-Y diagram distinguishes between low K-tholeiites (A), ocean floor basalts (B), calc alkalic tholeiites (C) and within-plate-basalts (D). Analyses from the Fusch facies and some from layer III plot in field D and C, all analysed metabasalts from body I and II and few of III plot in the ocean floor field.

fall well within field B (ocean-floor basalt field) of the Ti-Zr-Y diagram of PEARCE & CANN (fig. 4). The same holds for the Ti vs Zr and Ti vs Cr diagram (fig. 5, 6).

More alkalic character is assigned to prasinites from the Fusch facies by Nb/Y vs Zr/P₂O₅ diagram (fig. 3). They plot in field D and C in the Ti-Zr-Y-diagram (fig. 4) i. e. in the field of within plate basalts (ocean-island basalts?) and island-arc tholeiites which is at least partly in agreement with the results of BICKLE and PEARCE (1973). Systematic sampling would be necessary to elucidate the genetic relationships in the third metabasic body (III) from Fusch-Rauris-Gastein-Hüttschlag, which consists of several units and shows ambiguous trends comprising tholeiitic basalts as well as alkalibasalts.

Eclogites

The following discussion is based on major element fluorescence analyses of 62 eclogites and related rocks, 53 of which have been published elsewhere

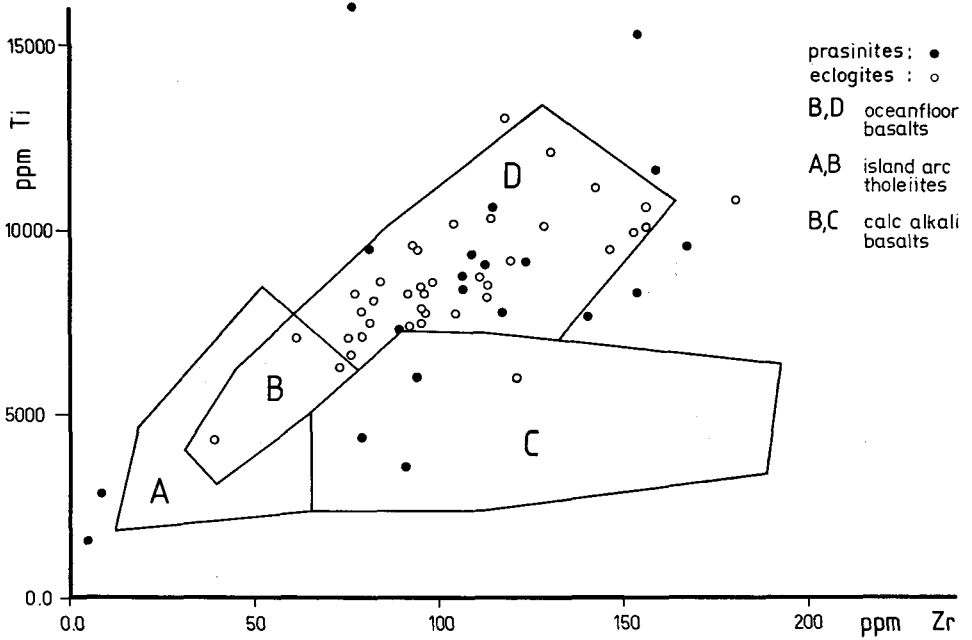


Fig. 5

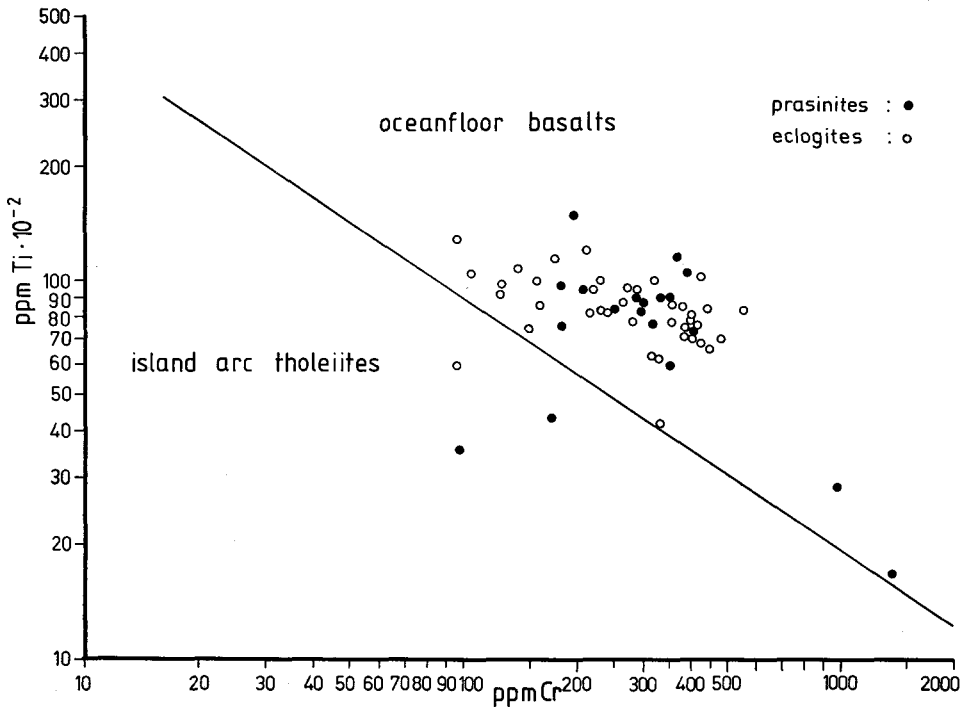


Fig. 6

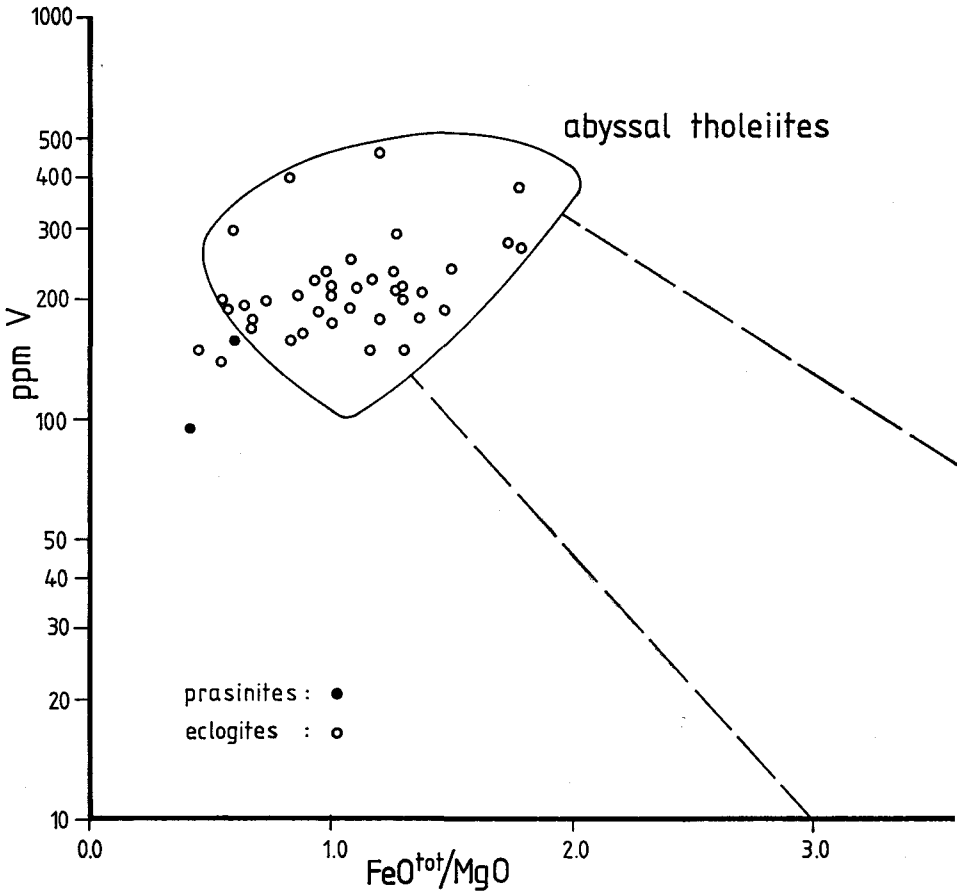


Fig. 7: Variation of vanadium content with increasing FeO/MgO in Tauern eclogitic rocks. The abyssal tholeiite field is taken from MIYASHIRO and SHIDO (1975).

(MILLER, 1977; cf also RAITH et al., 1977) and on a new set of trace element data. As discussed previously, oceanfloor metamorphism, sub-sea weathering, admixture of sedimentary material and metamorphic processes (COLEMAN et al., 1965) often tend to obscure the nature of the original magma. Bearing this in mind, the major element affinities of the Tauern eclogites with alkali and high-alumina basalts are probably apparent rather than real, because an evaluation of the relatively immobile trace element concentrations (FLOYD and WINCHESTER, 1975, WINCHESTER and FLOYD, 1976) clearly shows their tholeiitic

Fig. 5: Ti-Zr diagram; most analyses of prasinites and eclogites plot within the field of ocean floor basalts, analyses plotting outside field B and D belong to all three metabasic layers.

Fig. 6: Ti-Cr diagram showing discrimination between ocean floor basalts and island-arc tholeiites (PEARCE, 1975). Almost all analyses of eclogitic and prasinitic rocks plot within the ocean floor field.

character (MILLER, 1974, 1977). Moreover, as evident from the use of PEARCE and CANN's (1973) Ti-Zr-, of PEARCE's (1975) Ti-Cr and of MIYASHIRO and SHIDO's (1975) discrimination diagrams (fig. 5, 6, 7) these eclogitic rocks seem to represent oceanfloor basalts.

Acknowledgements

One of the authors (V. H.) is grateful to Prof. Dr. W. Richter (Petrol. Inst., University Vienna) for providing XRF equipment and to Mag. I. Baumgartner, G. Andorfer and M. Schremppf, who carried out most of the wet-chemical analyses. The work was supported by a grant Nr. 25-2778/S of the Fonds zur Förderung der wissenschaftlichen Forschung, Austria.

References

- BICKLE, M. J., and PEARCE, J. A., 1975: Oceanic Mafic Rocks in the Eastern Alps. — *Contrib. Mineral, Petrol.* **49**, 177—189.
- COLEMAN, R. G., 1977: Ophiolites, 229 p. *Minerals and Rocks* **12**, Springer.
- COLEMAN, R. G., LEE, D. E., BEATTY, L. B. and BRANNOCK, W. W., 1965: Eclogites and Eclogites: their differences and similarities. *Geol. Soc. Am. Bull.* **76**, 483—508.
- CORNELIUS, H. P. und CLAR, E., 1939: Geologie des Großglocknergebietes (1. Teil), Abh. d. Zweiganst. Wien d. RA f. Bodenforschung (GBA) **25**, 305 p.
- FLOYD, P. A. and WINCHESTER, J. A., 1975: Magma Type and Tectonic Setting Discrimination using immobile trace elements. — *Earth Planet. Sci. Lett.* **27**, 211—218.
- FRASL, G., 1958: Zur Seriengliederung der Schieferhülle in den mittleren Hohen Tauern, Jb. GBA **101**, 323—472.
- FRASL, G. und FRANK, W., 1966: Einführung in die Geologie und Petrographie des Penninikums des Tauernfensters etc. — *Aufschluß* **15**, 30—58.
- KAY, R. N., HUBBARD, N. J. and GAST, P. W., 1970: Chemical characteristics and origins of oceanic ridge volcanic rocks. — *J. Geophys. Res.* **75**, 1585—1613.
- MACDONALD, G. A. and KATSURA, T., 1964: Chemical composition of Hawaiian Lavas. — *J. Petrol.* **5**, 82—133.
- MILLER, Ch., 1974: On the Metamorphism of the Eclogites and High-grade Blueschists from the Penninic Terraine of the Tauern Window, Austria. — *Schweiz. Min. Petr. Mitt.* **54**, 371—384.
- , 1977: Chemismus und phasenpetrologische Untersuchungen der Gesteine aus der Eklogitzone des Tauernfensters. — *TMPM* **24**, 221—277.
- MIYASHIRO, A., 1972: Pressure and temperature conditions and tectonic significance of regional and oceanfloor metamorphism. — *Tectonophysics* **13**, 141—159.
- MIYASHIRO, A. and SHIDO, F., 1975: Tholeiitic and calc-alkalic series in relation to the behaviours of Titanium, Vanadium, Chromium and Nickel. — *Am. J. Sci.* **275**, 265—277.
- PEARCE, J. A., 1975: Basalt geochemistry used to investigate past tectonic environments on Cyprus. — *Tectonophysics* **25**, 41—67.
- PEARCE, J. A. and CANN, J. R., 1973: Tectonic setting of basic volcanic rocks determined using trace element analyses. — *Earth Planet. Sci. Lett.* **19**, 290—300.
- RAITH, M., HORMANN, P. K. and ABRAHAM, K., 1977: Petrology and metamorphic evolution of the Penninic Ophiolites in the western Tauern Window (Austria). — *Schweiz. Min. Petr. Mitt.* **57**, 187—232.
- REED, J. C. and MORGAN, B. A., 1971: Chemical alteration and spilitisation of the Catocin Greenstones, Shenandoa National Park, Virginia. — *J. Geol.* **79**, 526—548.
- WINCHESTER, J. A. and FLOYD, P. A., 1976: Geochemical magma type discrimination: application to altered and metamorphosed basic igneous rocks. — *Earth Planet. Sci. Lett.* **28**, 459—469.
- WOOD, D. A., GIBSON, I. L. and THOMPSON, R. N., 1976: Elemental mobility during Zeolite Facies Metamorphism of the Tertiary basalts of eastern Iceland. — *Contr. Min. Petr.* **55**, 241—254.

ZOBODAT - www.zobodat.at

Zoologisch-Botanische Datenbank/Zoological-Botanical Database

Digitale Literatur/Digital Literature

Zeitschrift/Journal: [Austrian Journal of Earth Sciences](#)

Jahr/Year: 1978

Band/Volume: [71_72](#)

Autor(en)/Author(s): Höck Volker, Miller Christine

Artikel/Article: [Chemistry of mesozoic metabasites in the middle and eastern part of the Hohe Tauern. 81-88](#)