

On the occurrence of *Kretania eurypilus* FREYER on the peloponesos (Lycaenidae, Plebejinae)

VAN DER POORTEN Dirk

Lanteerhofstraat 26, B-2200 Borgerhout, Belgium

In July 1983 Alex RIEMIS and I visited one of the higher summits on the Peloponesos. At an altitude of 1700-2100 m we discovered some specimens of a little brown Lycaenid. On three days (13 th., 15 th. and 16 th. July) we intensively explored this mountain slope and were able to collect 10 specimens. This short series clearly demonstrates the rarity of the insect. Consulting LARSEN's "Butterflies of Lebanon", the first edition of HIGGINS & RILEY's "Field Guide" and HIGGINS' "Classification of European Butterflies", I could provisionally determine the specimens as *Kretania eurypilus* FREYER.

The comparison of the male genitalia (figs. 6, 7, 8) and of the external features of these Greek specimens with some specimens of *K. eurypilus* in the Zoölogical Museum of Amsterdam clearly showed the former to be conspecific with the latter, which were caught in Asia Minor.

In consideration of their isolation, but especially because of the existence of different definable subspecific characters, I feel compelled to describe a new subspecies.


Kretania eurypilus pelopides ssp. nova

Description :

Male : as *K. eurypilus eurypilus*, forewing length 13,5-15 mm, upperside : groundcolour more grey.

Forewing apex more rounded. Hindwing, orange submarginal lunules smaller and more yellowish. Underside : groundcolour brighter and more grey. Greenish blue basal suffusion distinct and more extensive.

Forewing, orange submarginal lunules smaller, black postdiscal spots smaller, spot in s2 a little more distally, between postdiscal row of black spots and submarginal lunules some inconspicuous, but distinct, triangular white spots pointing towards the basal area.



Figs. 1-4. *Kretania eurypilus pelopides* ssp.n.
1. Holotype ♂ Greece, Southern Peloponesos, 1900 m. 13.7.1983.
2. Idem underside.
3. Allotype ♀ same data as for holotype but 15.7.1983.
4. Idem underside.

Hindwing, orange submarginal spots smaller, black spots immediately basal of these less sharp and less angular. Postdiscal spot in s2 placed more distally. White spots which start from postdiscal spots and enclose all submarginal spots, enlargening distally, more distinct. Silvery submarginal scales in s1c and s2 small.

Female : as male, but somewhat larger. Forewing length 15,5-16 mm, forewing upperside with distinct marks of submarginal lunules. Underside, groundcolour more brownish, basal suffusion less strong.

Material examined :

Holotype : male, forewing length 14 mm, Southern Peloponesos, 1900 m. Greece 13th July 1983, D. VAN DER POORTEN leg. et coll.

Allotype : female, forewing length 15,5 mm, same data as for holotype but 15 th July 1983.

Paratypes : 3 males, forewing length 13,5-14,5 mm.

2 females, forewing length 15,5-16 mm.

Southern Peloponesos, 1700-2100 m. 13 th, 15 th and 16 th July 1983, D. VAN DER POORTEN leg. et coll.

3 males, forewing length 14-15 mm. Same data as for other paratypes, but A. RIEMIS leg. et coll.

1 female, forewing length 13 mm. Southern Peloponesos, 7 th July 1982. Jos DILS leg. et coll.

Reviewing the collection of J. DILS, I recently discovered a female of *K. eurypilus pelopides* in a series of *Plebejus argus* L. which were caught on the Peloponesos in July 1982. Therefore, this specimen can be included in the type material.

Variability :

Two males and one female lack the silvery submarginal scales in s1c and s2. One female has the orange submarginal lunules on the upperside of both wings strongly developed. The same specimen shows white postdiscal interneural streaks (fig. 5). Both characters are characteristic for *ssp. euaemon* HEMMING which is described from Lebanon.

Kretania eurypilus has been recorded twice for Greece. REBEL (1902) was the first to mention the species, evaluating the captures of M. HOLTZ. According to him, this collector caught one fresh female on 15 th July 1901 on Mt. Chelmos (Northern Peloponesos). The second record is that from BRETHERTON in 1968, and again one female from Mt. Chelmos is



Fig. 5. *K. eurypilus pelopides* ssp.n. Paratype. Female with strong developed submarginal lunules and interneural streaks.

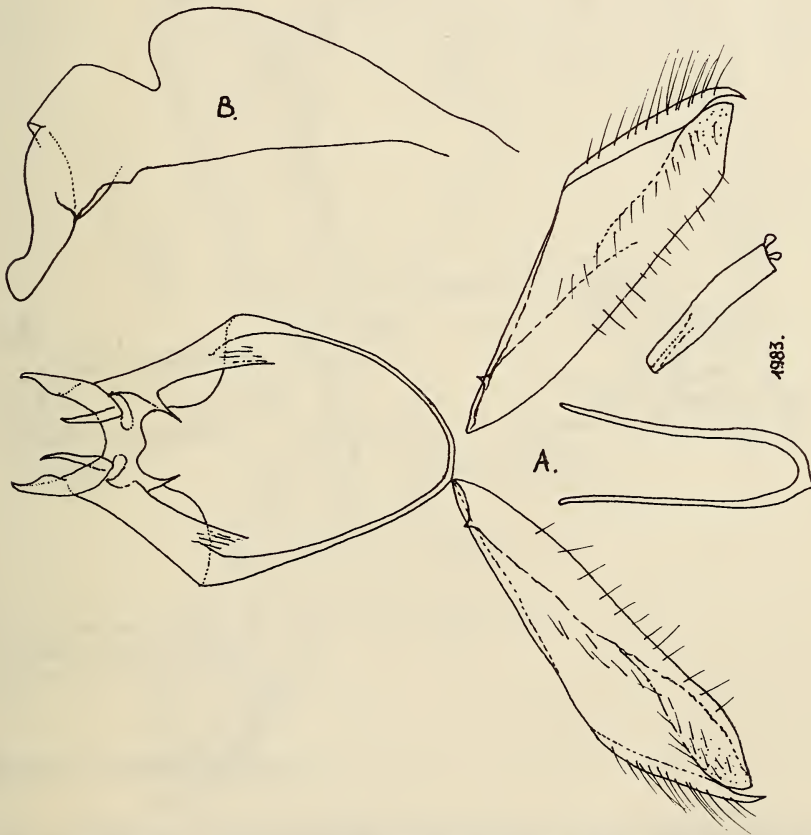


Fig. 6. Male genitalia of *K. eurypilus pelopides* ssp.n. Greece, Southern Peloponesos.
A. Antero posterior view.
B. Side view of dorsal structures.

mentioned. It was caught amongst a series of *Plebejus pylaon brethertoni* BROWN. Both specimens agree well with specimens of *eurypilus* from Turkey (REBEL, 1902 ; BREThERTON, 1968).

BROWN (1977) includes the species in his extensive paper ("Subspeciation in the Butterflies of the Peloponesos") only "with some reserve" and in the last edition of HIGGINS and RILEY's "Field Guide" the species is deleted both from the text and from plate 13. Both authors presume that the said specimens were confounded with the females of *P. pylaon brethertoni*, which is fairly common on Mt. Chelmos. The females of both species do resemble each other very much indeed.

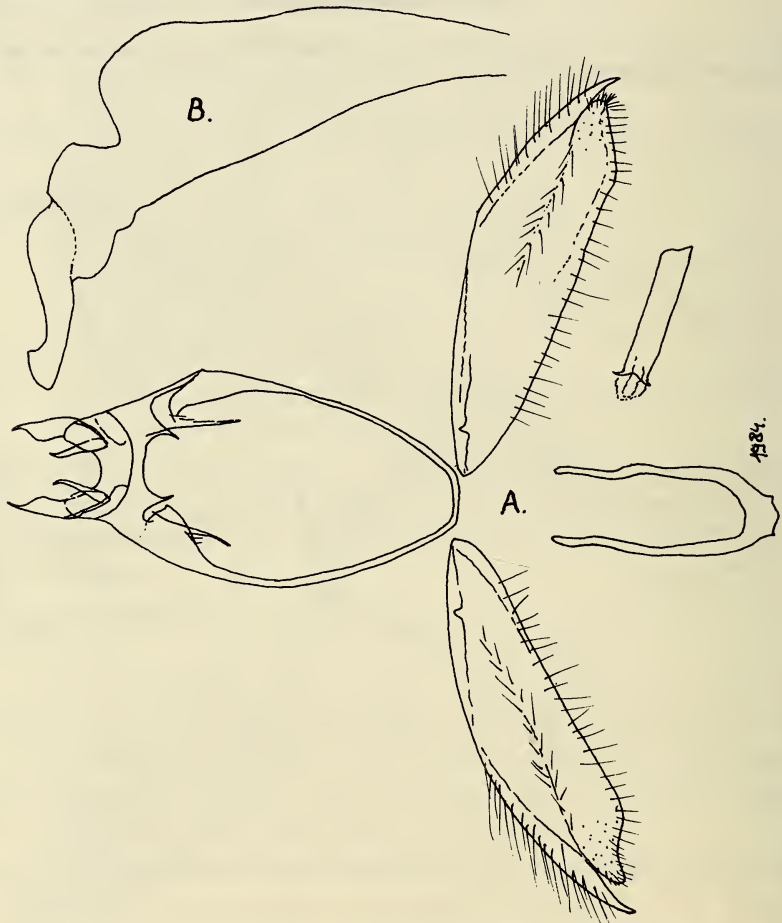


Fig. 7. Male genitalia of *K. eurypilus eurypilus* FREYER, Turkey, Kayseri-Sivas.

A. Antero posterior view.

B. Side view of dorsal structures.

When BRETHERTON compared some colour pictures of my specimens with his single female from Mt. Chelmos, he stated that the underside of both wing pairs of his specimen look very much alike the nominal race, being brown instead of the grey groundcolour of ssp. *pelopides*. Therefore, the doubts about the true identity of the REBEL and BRETHERTON specimens still remain, until the examination of male material from this locality reveals their real status.

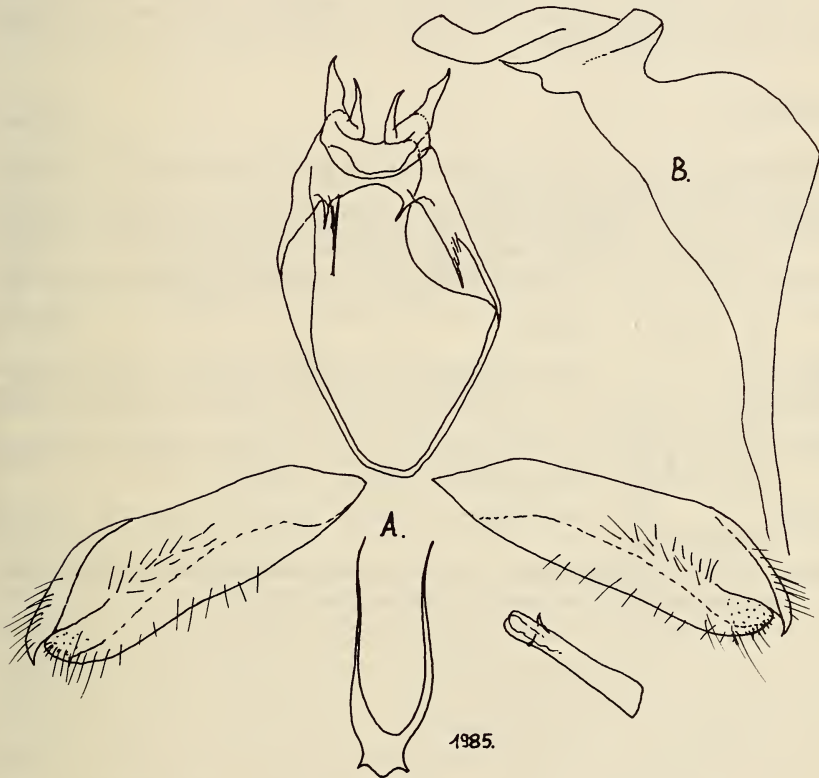


Fig. 8. Male genitalia of *K. psylorita* FREYER, Crete, Mt Ida.
A. Antero posterior view.
B. Side view of dorsal structures.

Similar species of *Kretania*

The only other species included in *Kretania* is *psylorita* FREYER, which is endemic on Crete occurring only in the Ida mountain range. *K. psylorita* can readily be distinguished from *K. eurypilus* by the lighter brown

groundcolour of its upperside and the very small and faint markings on its underside. Both species show distinct differences in their genitalia (figs. 6, 7, 8). *K. psylorita* resembles a little more *K. e. pelopides* than *K. e. eurypilus* because of its smaller and more yellowish submarginal lunules on the upperside of the hindwing.

I would like to express my gratitude to W. DE PRINS who made drawings of the genitalia (fig. 6, 7, 8), to H. VAN OORSCHOT (Instituut voor Taxonomische Zoölogie Amsterdam) and J. C. WEISS for the loan of material from Asia for comparison.

References

- BRETHERTON, R. F., 1968 : More about Greek butterflies, June 1968. *Ent. Rec. J. Var.*, vol. 80, pp. 277-278.
- BROWN, J., 1977 : Subspeciation in the butterflies of the Peloponesos with notes on adjacent parts of Greece. *Ent. Gaz.* vol. 28, pp. 162-163.
- FREYER, N. B., 1831-58 : Neuere Beiträge zur Schmetterlingskunde. Augsburg.
- HEMMING, A. F., 1931 : Description of three palaeartic butterflies. *Ann. Mag. Nat. Hist.* (10) 8, pp. 534-536.
- HIGGINS, L. G., 1975 : The classification of European butterflies. Collins, London.
- HIGGINS, L. G. & RILEY, 1970 : Field guide to the butterflies of Britain and Europe. Collins, London.
- HIGGINS, L. G. & RILEY, 1980 : Field guide to the butterflies of Britain and Europe. Fourth edition, revised and reset. Collins, London.
- LARSEN, T. B., 1974 : Butterflies of Lebanon. National Council for Scientific Research, Beirut.
- REBEL, H., 1902 : Lepidopteren aus Morea gesammelt von Herrn Martin HOLTZ im Jahre 1901. *Berliner Ent. Zeitschr.* Bd. XLVII.

ZOBODAT - www.zobodat.at

Zoologisch-Botanische Datenbank/Zoological-Botanical Database

Digitale Literatur/Digital Literature

Zeitschrift/Journal: [Nota lepidopterologica](#)

Jahr/Year: 1984

Band/Volume: [7](#)

Autor(en)/Author(s): van der Poorten Dirk

Artikel/Article: [On the occurrence of *Kretania eurypilus* Freyer on the peloponesos \(Lycaenidae, Plebejinae\) 164-170](#)