

Notes on the genus *Mosopia* WALKER, [1866] 1865 with redescription of the type-species *M. megaspila* WALKER, [1866] 1865 (Lepidoptera: Noctuidae: Herminiinae)

M.Lödl

Abstract

The genus *Mosopia* WALKER, [1866] 1865 is discussed and its type-species *M. megaspila* WALKER, [1866] 1865 is redescribed and illustrated with its male holotype. The hitherto known set of taxa of the genus *Mosopia* is illustrated with their type specimens. The genus is recognized to be related to the genera *Trotosema* BUTLER, 1879 and *Cidaripura* BUTLER, 1879.

Zusammenfassung

Die Gattung *Mosopia* WALKER, [1866] 1865 wird diskutiert und ihre Typusart *M. megaspila* WALKER, [1866] 1865 wiederbeschrieben und mit ihrem männlichen Holotypus abgebildet. Das bis jetzt bekannt gewordene Set an Taxa der Gattung *Mosopia* wird mit ihren Typenexemplaren abgebildet. Die Gattung wird in die Verwandtschaft von *Trotosema* BUTLER, 1879 und *Cidaripura* BUTLER, 1879 gestellt.

Key words: Herminiinae, *Mosopia*, Noctuidae, Oriental region, redescription.

Introduction

The genus *Mosopia* was described by WALKER ([1866] 1865) with the type-species *Mosopia megaspila* WALKER, [1866] 1865. The present paper contains the redescription and illustration of the holotype of this species and an annotated and illustrated catalogue of taxa considered to be member of *Mosopia*.

Mosopia megaspila WALKER, [1866] 1865 (Figs. 1-9)

Type material:

Holotype, ♂, "Type \ *Mosopia megaspila* \ Penang | Lloyd \ 60.15 E.I.C. \ Noctuidae ♂ Brit. Mus. slide No. 16642" (BMNH, The Natural History Museum, London) (Fig. 1).

Description:

Head (Fig. 2-3): Strong and broad, dark brown. Labial palpi very long, 3rd joint turned back and extending to the thorax (Fig. 2-3). Labial palpi dark brown, speckled with reddish brown scales. The tip of the third joint wears a big tuft of hairs. 2nd and 3rd joint 5 mm long. Diameter of eye more than 1 mm. Antennae of the male covered with bristles.

Thorax and abdomen: Body dark brown, stout and strong, relatively short. Abdomen of the male dark brown.

Wings: Wingspan = 39 mm. Forewings with a prominent fold in the middle of the costa. Ground colour of all wings dark brown with a purplish touch. Most striking feature of the forewings is a big, black patch in the middle. This patch is oval and framed by a white line. The antemedial band of the forewing is zigzag, blackish brown accompanied by a pale brown line. The postmedial band and the subterminal line are obscure. The adterminal line of all wings is marked with blackish dots. The hindwings wear a blackish discal spot which is situated within a pale area. The postmedian line is zigzagged and the subterminal line consists of several pale dots marked with dark brown.

Male genital (Figs. 4-9): Male genital with a big club-shaped uncus formed like the head of a bird of prey and a strong terminal hook (Fig. 9). The tegumen and the vinculum are of similar length, the vinculum extends far cephally (Fig. 4). The valves are slender, split distally into a flabby ventral portion and a fine pointed dorsal portion (Fig. 8). The sacculus is a prominent, short finger, densely covered with hair-like scales (Fig. 7). The anellus is skinny and densely covered with fine, sclerotized spines (Fig. 5). The aedeagus is a slender and concave tube from the dorsal view (Fig. 6). The vesica is densely covered with small spines.

Discussion:

The type-species of *Mosopia* exhibits several striking features, namely a prominent costal fold on the upperside of the forewing and very long labial palps which are kneed and extend back to the thorax. Due to the genitalic characters the genus is placed near the genera *Trotosema* BUTLER, 1879 and *Cidariplura* BUTLER, 1879. Compare the genitalic features of the latter genera also with OWADA (1987). According to POOLE (1989) the genus *Mosopia* contains four described taxa one of which is a synonym.

Annotated list of *Mosopia*-species:

Mosopia megaspila WALKER, [1866] 1865 (Type locality: Malaysia, Penang). Type-species of *Mosopia*. Figs. 1-9.


Mosopia magniplaga (SWINHOE, 1905) [*Oxaeanus*] (Type locality: India, Khasia Hills). Most likely a *Mosopia*-species. Fig. 10 (Holotype specimen in BMNH).

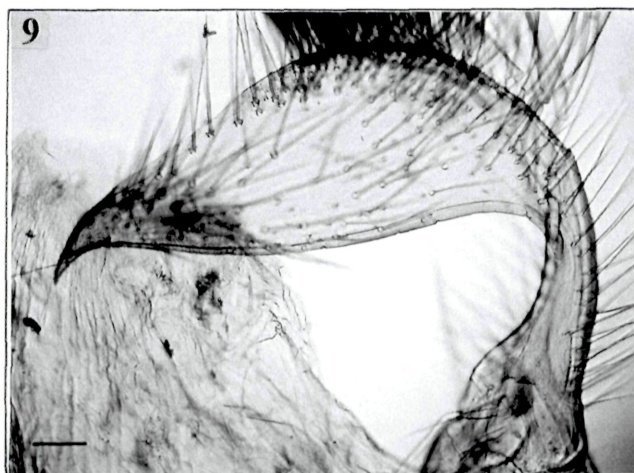
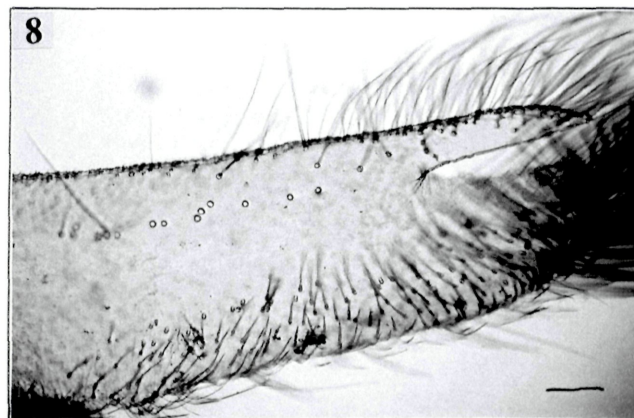
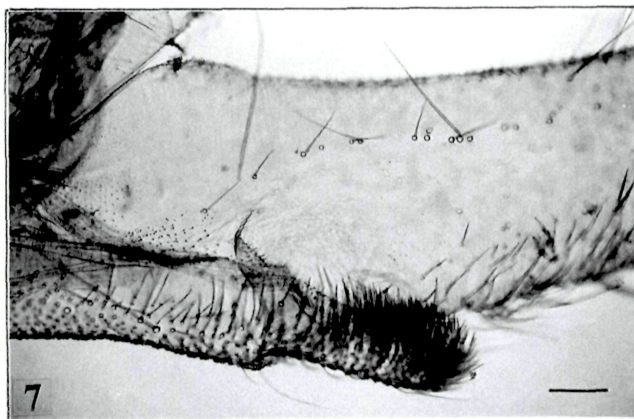
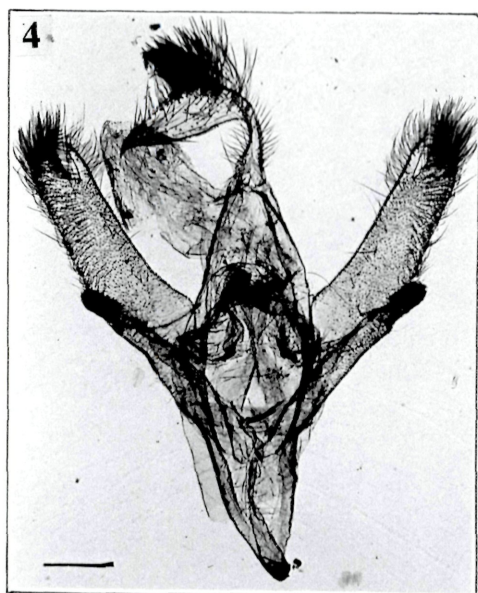
Mosopia eudoxusalis (WALKER, [1859] 1858) [*Bocana*] (Type locality: Borneo, Sarawak). From external appearance this species looks like a member of *Trotosema*. Figs. 11-12 (Fig. 11 Specimens from the Walker-collection in the BMNH; Fig. 12 Type specimen in UM, Oxford).

Mosopia cassiusalis (WALKER, [1859] 1858) [*Echana* ?] (Type locality: Borneo, Sarawak). This taxon was synonymized with *M. eudoxusalis* by POOLE (1989). From external appearance the synonymy could be verified. Fig. 13 (Type specimen in UM, Oxford).

Figs. 1-3 *Mosopia megaspila* WALKER, [1866] 1865, holotype ♂ (BMNH) (next page / nächste Seite):

Fig. 1: Total view of holotype and labels.- **Fig. 2:** Lateral view of head.- **Fig. 3:** Dorsal view.





Figs. 4-9 *Mosopia megaspila* WALKER, [1866] 1865, holotype, ♂-genital, Noctuidae Brit. Mus. slide No. 16642:

Fig. 4: Corpus genitalis. Scale = 0.5 mm.- **Fig. 5:** Diaphragma. Scale = 0.1 mm.- **Fig. 6:** Aedeagus. Scale = 0.5 mm.- **Fig. 7:** Sacculus. Scale = 0.1 mm.- **Fig. 8:** Distal end of right valve. Scale = 0.1 mm.- **Fig. 9:** Uncus. Scale = 0.1 mm.

10



11



Figs. 10-13 *Mosopia* taxa and their type specimens:

Fig. 10: *Mosopia magniplaga* (SWINHOE, 1905) [*Oxaeanus*], holotype specimen in BMNH.- **Fig. 11:** *Mosopia eudoxusalis* (WALKER, [1859] 1858) [*Bocana*], specimen from the Walker-collection in the BMNH.- **Fig. 12:** *dto.*- Type specimen in UM, Oxford.- **Fig. 13:** *Mosopia cassiusalis* (WALKER, [1859] 1858) [*Echana*], type specimen in UM, Oxford.

Literature

- OWADA, M. 1987: A taxonomic study on the subfamily *Heminiinae* of Japan (Lepidoptera, Noctuidae).- National Science Museum, Tokyo: 208 pp.
- POOLE, R.W. 1989: *Lepidopterorum Catalogus* (new series). Fasc. 118, Noctuidae Pt.1-3.- E.J. Brill, Fauna & Flora Publ., Leiden, New York, 1314 pp.
- WALKER, F. [1866] 1865: List of Specimens of Lepidopterous Insects in the Collection of the British Museum. Part XXXIV.- Supplement.- Part 4.- Edward Newman, London: 1121-1533.

Author's address: Mag. Dr. Martin Lödl, Naturhistorisches Museum Wien, Burgring 7, A-1014 Wien, Österreich. e-mail martin.loedl@nhm-wien.ac.at.

ZOBODAT - www.zobodat.at

Zoologisch-Botanische Datenbank/Zoological-Botanical Database

Digitale Literatur/Digital Literature

Zeitschrift/Journal: [Quadrifina](#)

Jahr/Year: 2002

Band/Volume: [5](#)

Autor(en)/Author(s): Lödl Martin

Artikel/Article: [Notes an the genus Mosopia WACKER, \[1866\] 1865 with redescription of the type-species M. megaspila WACKER, \[1866\] 1865 \(Lepidoptera: Noctuidae: Herminiinae\). 21-26](#)