

Review of Diapriidae of the Faroe Islands

(Hymenoptera, Diapriidae)

Jeremy Hübner, Hannes Gabel, Viktor Deines,
Agnes-Katharina Kreiling & David G. Notton

Hübner, J., Gabel, H., Deines, V., Kreiling, A.-K. & Notton, D. G. 2024. Review of Diapriidae of the Faroe Islands (Hymenoptera, Diapriidae). Spixiana 47 (1): 83–92.

The Faroe Islands are isolated in the North Sea but, despite sparse vegetation, are home to numerous insects. The diapriid fauna was previously studied by Kryger & Schmiedeknecht (1938) and Petersen (1956), but taxonomic knowledge has advanced significantly so a reevaluation is necessary. This study aims to update the diapriid checklist for the Faroes by reviewing historic material and some recent collections from the island Koltur. We identified ten species: *Aclista alticollis* (Thomson, 1858), *Aclista* cf. *insolita* Nixon, 1957, *Basalys abruptus* (Thomson, 1858), *B. longipennis* (Kieffer, 1911), *Miota exsecta* Wall, 1998, *Pantoclis similis* (Thomson, 1858), *P. trisulcata* Kieffer, 1907, *Synacra atracta* Macek, 1995, *Trichopria* ? *aptera* (Ruthe, 1859), and *Zygota parallela* (Thomson, 1858) and found nine taxa new to the Faroes: *Aclista*, *Synacra*, *Zygota*, *A. alticollis*, *B. abruptus*, *B. longipennis*, *M. exsecta*, *P. similis* and *S. atracta*. In addition, we provide CO1 barcode sequences for *A. alticollis*, and an identification key for all Faroese diapriids.

Jeremy Hübner, Bavarian Environment Agency (LfU), Demollstr. 31, 82407 Wielenbach; e-mail: miomio9237@gmail.com

Hannes Gabel, Ludwig-Maximilians-University, Faculty of Biology, Großhaderner Str. 2, 82152 Planegg-Martinsried, Germany;
e-mail: gabel.hannes@campus.lmu.de

Viktor Deines, Ludwig-Maximilians-University, Faculty of Biology, Großhaderner Str. 2, 82152 Planegg-Martinsried, Germany;
e-mail: v.deines@campus.lmu.de

Agnes-Katharina Kreiling, Department of Terrestrial Zoology Tjóðsavnið – Faroe Islands National Museum, 6 Brekkutún, Hoyvík 188, Faroe Islands, Denmark;
e-mail: agnes@savn.fo

David G. Notton, Department of Natural Sciences, National Museums Collection Centre, 242 West Granton Road, Granton, Edinburgh EH5 1JA, UK;
e-mail: trichopria@gmail.com

Introduction

The Faroe Islands are an archipelago in the North Atlantic Ocean north of Scotland, south east of Iceland and west of Norway. The subpolar oceanic climate is characterized by cold (12°C) summers, and stormy, wet but mild (~5°C) winters demanding

high rates of adaptation of flora and fauna (Cappelen & Laursen 1998). While some diapriids can have huge distribution areas that span several continents, we expect the diapriid fauna of the Faroes to be similar to those of the nearby islands and coastal areas of Iceland, Greenland, Norway and Scotland which have comparable terrain and climate.

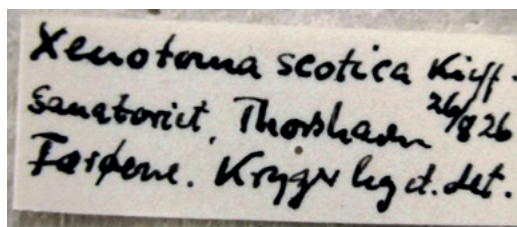


Fig. 1. Example of a handwritten label of the female *Pantoclis trisulcata* specimen by J. P. Kryger: *Xenotoma scotica* Kieffer, Streymoy Is., Sanatoriet near Tórshavn, ♀, 26.8.1926, leg. and det. J. P. Kryger.

The diapiiid fauna was previously evaluated only by Kryger & Schmiedeknecht (1938) who specifically studied Faroese Hymenoptera and by Petersen (1956) in the context of his study of Icelandic Hymenoptera. They recorded: *Aclista macroneura* Kieffer, 1909, now *Zygota parallela* (Thomson, 1858); *Cinetus fuscipes* (Kieffer, 1907); *Loxotropa aptera* (Ruthe, 1859), now *Trichopria aptera*; *L. suecica* Kieffer, 1911, now *Basalys suecicus*; *L. thomsoni* Kieffer, 1911, now *T. nigricornis* (Marshall, 1868); *Pantoclis trisulcata* Kieffer, 1907; *Xenotoma gracilicornis* Kieffer, 1910, now *Pantolyta flaviventris* (Thomson, 1858); and *X. scotica* Kieffer, 1910, now *Belyta sanguinolenta* (Nees, 1834). Other authors studying the Faroese fauna (Landt 1800, Hansen 1881) did not mention any diapiiids from the Faroe Islands.




Fig. 2. *Aclista alticollis*: A. male habitus, lateral; B. female habitus, lateral.

Almost seventy years since the last evaluation of Faroese diapiiid taxonomy has advanced greatly and it is time to review the fauna again. This study is the first integrative taxonomic study of Faroese diapiiids combining traditional morphology of the historic material identified by Kryger & Schmiedeknecht (1938) together with recently collected material which we have barcoded.

Material and methods

Fifty-six freshly caught specimens were examined for this study. All specimens were collected by Agnes Kreiling in 2021 and 2022 on the island of Koltur (Faroe Islands) using pitfall traps and Malaise traps, dry mounted on card points and deposited at the SNSB-ZSM and FOMNH collections. Of these DNA sequencing was attempted for sixteen specimens: the CO1 barcodes of two species (ZSM-IRT-Koltur-1 and ZSM-IRT-Koltur-3) were successfully obtained and uploaded on the Barcode of Life database (www.boldsystems.org). All sequences are publicly available in the BOLD project KODIA. Historical material from the collection of Jens Peter Kryger (NHMD) was also examined for this study. Twenty-five specimens from one collection event in 1826 comprising card mounted and ethanol preserved specimens of which the latter were dried and mounted. We have referred to Kryger & Schmiedeknecht (1938) to interpret the locality labels of J. P. Kryger (Fig. 1).

Repository acronyms

FOMNH – Faroe Islands National Museum, Koltur island
 NHMD – Zoological Museum of the Natural History Museum of Denmark
 SNSB-ZSM – Bavarian State Collection of Zoology in Munich, Germany

Taxonomic part

Aclista alticollis (Thomson, 1858)

Fig. 2A–B

Nomenclature: *Acoretus alticollis* Thomson, 1858: 157, ♀. *Xenotoma nigra* Kieffer, 1907: 23, 25, ♀. Synonymized by Nixon (1957). *Pantoclis cilipes* Kieffer, 1907: 31, 37, ♂. Synonymized by Nixon (1957). *Anectata* (*Acoretus*) *fallax* Kieffer, 1909: 544, ♀. Synonymized by Nixon (1957). *Anectata* (*Acoretus*) *alticollis* var. *aestivalis* Kieffer, 1909: 547, ♀. *Anectata* (*Acoretus*) *alticollis* var. *isotoma* Kieffer, 1909: 547, ♀.

Examined material: FAROE ISLANDS: Koltur Is., N61.98487, W6.96508, 3♂, 1♀, 17.6.2022, Malaise trap, leg. A. Kreiling, det. J. Hübner/J. Macek (SNSB-ZSM), one male sequenced (BOLD:ACR7790). Koltur Is., N61.98473, W6.96653, 2♀, 26.7.2021, pitfall trap, KolturM1, leg. A. Kreiling, det. J. Hübner/J. Macek (SNSB-ZSM), one male sequenced (BOLD:ADU5289).



Fig. 3. *Aclista* cf. *insolita* male: A. habitus, lateral; B. habitus, dorsal.

Distribution. A common species widely distributed in North-West Europe (e.g. Nixon 1957). This is the first record of the species for the Faroe Islands. In addition the Barcode of Life database (www.boldsystems.org) has sequences from Denmark, Finland and Canada.

Notes. Sequence information was obtained for four of the Faroese specimens above and the species was assigned two BINs: ADU5289 and ACR7790. Both BINs were already recorded for Canada, Denmark and Finland, but only identified down to genus level. This is the first record of the genus *Aclista* from the Faroe Islands. *A. alticollis* was previously represented on BOLD by five other BINs, representing 106 specimens from Belarus, Canada, Denmark, Finland, Germany, Norway. It may be a species complex, although possibly some of these BINs are misidentified.




Fig. 4. *Basalys abruptus* female: A. habitus, lateral; B. habitus, dorsal; C. face; D. antennae, lateral.

Aclista cf. *insolita* Nixon, 1957
Figs 3A–B

Examined material: FAROE ISLANDS: Streymoy Is., Tórshavn, 2♂, 4.6.1926, leg. J. P. Kryger, *Xenotoma gracilicornis* det. Kryger (FOMNH).

Notes. Kryger & Schmiedeknecht (1938) identified the material as *Xenotoma gracilicornis*, now *Pantolyta flaviventris* according to Chemyreva & Kolyada (2021), however it does not belong to *Pantolyta* and no other Faroese *Pantolyta* was seen during the current study. *P. flaviventris* should be removed from the checklist of the Faroe Islands.

Basalys abruptus Thomson, 1858
Figs 4A–D, 5A–D

Nomenclature: *Basalys abrupta* Thomson, 1858: 368, ♀. Incorrect termination. *Loxotropa convexa* Kieffer 1911: 932. Synonymized by Nixon (1980).

Examined material: FAROE ISLANDS: Koltur Is., N61.98487, W6.96508, 3♂, 2♀, 17.6.2022, Malaise trap, Koltur-M3, leg. A. Kreiling, det. J. Hübner/D. Notton (SNSB-ZSM). Koltur Is., N61.98473, W6.96653, 2♂, 2♀,




Fig. 5. *Basalys abruptus* male: A. habitus, lateral; B. habitus, dorsal; C. face; D. antenna.

26.7.2021, pitfall trap, Koltur-OCR, leg. A. Kreiling, det. J. Hübner/D. Notton (SNSB-ZSM). Koltur Is., N61.99041, W6.97188, 12♂, 27♀, 3.8.2022, pitfall trap, Koltur-KMM, leg. A. Kreiling, det. J. Hübner/D. Notton (SNSB-ZSM). Streymoy Is., Sanatoriet near Tórshavn, ♀, 28.7.1926, leg. J. P. Kryger, *Loxotropa suecica* det. Kryger (FOMNH); Sanatoriet near Tórshavn, ♂, 14.7.1926, leg. J.P. Kryger, *L. suecica* det. Kryger (FOMNH); Tórshavn, ♀, 14.7.1926, leg. J. P. Kryger, *L. suecica* det. Kryger (FOMNH).

Distribution. A common and widespread species in Europe (e. g. Hellén 1963, Kozlov 1978, Nixon 1980). This is the first record for the Faroe Islands. In addition the Barcode of Life database (www.boldsystems.org) has sequences from Bulgaria, Germany, Norway and Canada.

Notes. We have followed the interpretation of *Basalys abruptus* given by Nixon (1980) who saw type material. Kryger & Schmiedeknecht (1938) identified the Faroese material above as being *Loxotropa suecica* (Kieffer, 1911) now *B. suecicus* according to Johnson (1992), however we are not certain of the correct interpretation of that name and *B. suecicus* should be removed from the checklist for the Faroe Islands.



Fig. 6. *Basalys longipennis* female: A. habitus, lateral; B. habitus, dorsal.

Basalys longipennis (Kieffer, 1911)

Fig. 6A–B

Nomenclature: *Loxotropa longipennis* Kieffer, 1911: 932, ♀.

Examined material: FAROE ISLANDS: Streymoy Is., Sanatoriet near Tórshavn, 2♀, 28.7.1926, leg. J.P. Kryger, *Loxotropa suecica* det. Kryger (FOMNH).

Distribution. A widespread species in Europe (e. g. Kozlov 1978, Nixon 1980). This is the first record for the Faroe Islands. In addition the Barcode of Life database (www.boldsystems.org) has a sequence from Norway.

Notes. We have followed the interpretation of *Basalys longipennis* given by Nixon (1980) who saw type material. Kryger & Schmiedeknecht (1938) identified the Faroese material above as *Loxotropa suecica* (Kieffer, 1911) now *B. suecicus*, however we are not certain of the correct interpretation of that name as we have not seen the type and *B. suecicus* should be removed from the checklist for the Faroe Islands.

Miota exsecta Wall, 1998

Fig. 7A–D

Nomenclature: *Miota exsecta* Wall, 1998: 62, 65, fig. 7, ♂.

Examined material: FAROE ISLANDS: Streymoy Is., Sanatoriet near Tórshavn, ♂, 28.7.1926, leg. J. P. Kryger, *Cinetus fuscipes* det. Kryger (FOMNH); Tórshavn, 1♂, 1♀, 24.7.1926, leg. J. P. Kryger, *C. fuscipes* det. Kryger (FOMNH); Sanatoriet near Tórshavn, 2♂, 15.7.1926, leg. J.P. Kryger, *C. fuscipes* det. Kryger (FOMNH); Sanatoriet near Tórshavn, ♂, 28.7.1926, leg. J. P. Kryger, *C. fuscipes* det. Kryger (FOMNH).




Fig. 7. *Miota exsecta*: A. female habitus, lateral; B–C. male habitus, lateral; D. male habitus, dorsal.

Distribution. This species is poorly known in Europe having only recently been described from material collected in Germany and Switzerland (Wall 1998). This is the first record for the Faroe Islands.

Notes. Kryger & Schmiedeknecht (1938) identified the material as *Cinetus fuscipes* however it is not a *Cinetus* and no other Faroese *Cinetus* was seen during this study. *C. fuscipes* should be removed from the checklist for the Faroe Islands. The female of *M. exsecta* was previously unknown but we have not described it here as the only available specimen is damaged.

Pantoclis similis (Thomson, 1858)

Fig. 8A–D

Nomenclature: *Belyta similis* Thomson, 1858: 172, ♀. *Pantoclis rufiventris* Kieffer, 1907: 32, 39, ♀. Synonymized by Nixon (1957).

Examined material: FAROE ISLANDS: Streymoy Is., Sanatoriet near Tórshavn, ♂, 28.7.1926, leg. J. P. Kryger, *Xenotoma scotica* det. Kryger (FOMNH); Sanatoriet near Tórshavn, ♂, 26.8.1926, leg. J. P. Kryger, *X. scotica* det. Kryger (FOMNH); Sanatoriet near Tórshavn,

♂, 22.7.1926, leg. J. P. Kryger, *X. scotica* det. Kryger (FOMNH).

Distribution. A common and widespread species in Europe (e.g. Nixon 1957, Hellén 1964, Kozlov 1978). This is the first record for the Faroe Islands. In addition the Barcode of Life database (www.boldsystems.org) has sequences from Norway.

Notes. Kryger & Schmiedeknecht (1938) identified the material as *Xenotoma scotica*, now *Belyta sanguinolenta* according to Macek (1996), however it does not belong to *Belyta* and no other Faroese *Belyta* was seen during the current study. *B. sanguinolenta* should be removed from the checklist of the Faroe Islands. The examined material was identified using Nixon's (1957) key.

Pantoclis trisulcata Kieffer, 1907

Fig. 9A–C

Nomenclature: *Pantoclistrisulcata* Kieffer, 1907: 32, 40, ♀.

Examined material: FAROE ISLANDS: Streymoy Is., Sanatoriet near Tórshavn, ♀, 26.8.1926, leg. J. P. Kryger, *Xenotoma scotica* det. Kryger (FOMNH); Sanatoriet near




Fig. 8. *Pantoclis similis* male: A. habitus, dorsal; B. head, lateral; C. face, frontal; D. wing venation.

Tórshavn, ♀, 26.8.1926, leg. J. P. Kryger, *X. scotica* det. Kryger (FOMNH); Tórshavn, old garden at Landavegur (as gamle havn), ♀, 2.6.1926, leg. J. P. Kryger, *X. scotica* det. Kryger, *Pantoclis trisulcata* det. B. Petersen (FOMNH).

Distribution. A common and widespread species in Europe (e.g. Nixon 1957, Hellén 1964, Kozlov 1978). Previously recorded from the Faroe Islands by Petersen (1956). In addition the Barcode of Life database (www.boldsystems.org) has sequences from Finland and Norway.

Notes. Kryger & Schmiedeknecht (1938) identified the material as *Xenotoma scotica*, now *Belyta sanguinolenta* according to Macek (1996), however it does not belong to *Belyta* and no other Faroese *Belyta* was seen during the current study. *B. sanguinolenta* should be removed from the checklist of the Faroe Islands. Petersen (1956) realized the error and correctly redetermined it as *Pantoclis trisulcata*.

Synacra atracta Macek, 1995

Fig. 10A–B

Nomenclature: *Synacra* (*Paratelopsilus*) *atracta* Macek, 1995: 477, figs 3, 10, 16, ♀♂.

Examined material: FAROE ISLANDS: Streymoy Is., Ljósáavatn Lake south of Tórshavn, ♂, 15.6.1926, leg. J. P. Kryger, *Xenotoma scotica* det. Kryger (FOMNH).

Distribution. A widespread species in Europe (e.g. Macek 1995). This is the first record of the species for the Faroe Islands. In addition the Barcode of Life database (www.boldsystems.org) has sequences from Norway.

Notes. Kryger & Schmiedeknecht (1938) identified the material as *Xenotoma scotica*, now *Belyta sanguinolenta* according to Macek (1996), however it does not belong to *Belyta* and no other Faroese *Belyta* was seen during the current study. *B. sanguinolenta* should be removed from the checklist of the Faroe Islands. This is the first record of the genus *Synacra* from the Faroe Islands.




Fig. 9. *Pantoclis trisulcata* female: A. habitus, lateral; B. habitus, dorsal.




Fig. 10. *Synacra atracta* male: A. habitus, lateral; B. habitus, dorsal.

Trichopria ? *aptera* (Ruthe, 1859)

Fig. 11A–B

Nomenclature: *Diapria aptera* Ruthe, 1859: 313, ♀.

Examined material: FAROE ISLANDS: Koltur Is., N61.99041, W6.97188, altitude 87 m, ♂, 3.8.2022, pitfall trap, sampling event 2022-08-03-KMM-P, leg. A. Kreiling, det. J. Hübner/H. Gabel (SNSB-ZSM). Streymoy Is., Sanatoriet near Tórshavn, ♀, 15.7.1926, leg. J. P. Kryger, *Loxotropa thomsoni* det. Kryger (FOMNH); Tórshavn, ♂, 22.8.1926, leg. J. P. Kryger, *L. aptera* det. Kryger (FOMNH); Tórshavn, ♂, 24.7.1926, leg. J. P. Kryger, *L. thomsoni* det. Kryger (FOMNH); Tórshavn, ♂, 26.8.1926, leg. J. P. Kryger, *L. thomsoni* det. Kryger (FOMNH).

Distribution. The distribution of this species is poorly known owing to taxonomic problems explained below. Previously recorded from the Faroe Islands by Kryger & Schmiedeknecht (1938) and Petersen (1956).

Notes. Kryger & Schmiedeknecht (1938) found one male specimen, which they identified as *L. aptera* Ruthe, 1859, now *Trichopria aptera*, and four male specimens they identified as *L. thomsoni* Kieffer, 1911 now *T. nigricornis* (Marshall, 1868). From the same material however Petersen (1956) did not recognise

two different species and made *L. thomsoni* a junior synonym of *L. aptera*. Unfortunately there is uncertainty over the correct interpretation of *T. aptera* because the type from Iceland has been missing since 1859 (Ruthe 1859, Petersen 1956, Notton 1995), this species belongs to a particularly difficult species group and Icelandic material has not been critically revised. Problems with Petersen's synonymy were outlined by Notton (1995) and since then Notton has seen material suggesting there are two closely related brachypterous *Trichopria* in Iceland, either of which could be *T. aptera*. For the time being we are following the morphological concept of Petersen (1956) bearing in mind that this may include more than one species, pending a detailed revision of Icelandic material which is unfortunately outside the scope of the current paper. However since *L. thomsoni* is not certainly synonymized with *T. aptera*, *T. nigricornis* should be removed from the checklist for the Faroe Islands.




Fig. 11. *Trichopria* ? *aptera* male: A. habitus, lateral; B. habitus, dorsal.

Zygota parallela (Thomson, 1858)

Fig. 12A–B

Nomenclature: *Belyta parallela* Thomson, 1858: 175, ♂. *Aclista macroneura* Kieffer, 1909: 469, ♂. Synonymized by Macek (1997).

Examined material: FAROE ISLANDS: Esturoy Is., Eiði (as Ejde), ♂, 8.8.1926, leg. J. P. Kryger, *A. macroneura* det. Kryger (FOMNH). Streymoy Is., Sanatoriet near Tórshavn, ♂, 22.7.1926, leg. J. P. Kryger, *A. macroneura* det. Kryger (FOMNH); Tórshavn, ♂, 14.6.1926, leg. J. P. Kryger, *A. macroneura* det. Kryger (FOMNH); Tórshavn, north of Viðarlundin park, also known as Plantajan (as n. for Plantagen), ♂, 27.6.1926, leg. J. P. Kryger, *A. macroneura* det. Kryger (FOMNH).

Distribution. A widespread species in Europe (e.g. Macek 1997). Previously recorded from the Faroe Islands by Kryger & Schmiedeknecht (1938) as *Aclista macroneura*.

Notes. This is the first record of the genus *Zygota* from the Faroe Islands.




Fig. 12. *Zygota parallela* male: A. habitus, lateral; B. head, mesosoma and petiole, dorsal.

Provisional key to Diapriidae of the Faroe Islands

The male of *Basalys longipennis* is unknown.

- | | | |
|---|---|-----------------------------------|
| 1 | Notauli absent | 2 |
| – | Notauli present | 6 |
| 2 | Antenna 12-segmented (females) | 3 |
| – | Antenna 14-segmented (males) | 5 |
| 3 | Antennal club gradually expanded; base of large tergite without hair tufts | |
| | <i>Trichopria</i> ? <i>aptera</i> | |
| – | Antennal club with abrupt 3-segmented club; base of large tergite with hair tufts | 4 |
| 4 | Antennal segment 11 slightly but distinctly transverse | <i>Basalys abruptus</i> |
| – | Antennal segment 11 slightly elongate | |
| | <i>Basalys longipennis</i> | |
| 5 | Wings vestigial; base of large tergite without hair tufts | <i>Trichopria</i> ? <i>aptera</i> |
| – | Wings extending beyond apex of metasoma; base of large tergite with hair tufts | |
| | <i>Basalys abruptus</i> | |

- 6 Radial cell open 7
- Radial cell closed 8
- 7 Mandibles long, without eredge straight, barely overlapping, together forming a backwards directed beak; apex of scape with sharp flanges; female with 12 antennal segments *Synacra atracta*
- Mandibles without eredge curved, overlapping, together not beak-like; apex of scape without sharp flanges; female with 15 antennal segments *Zygota parallela*
- 8 Marginal vein about as long as its distance from basal vein *Miota exsecta*
- Marginal vein much shorter than its distance from basal vein 9
- 9 Mandibles with lower tooth long, sickle-shaped, more or less widely crossing; apex of poststigmatal vein posteriorly directed; petiole more than about twice as long as wide 10
- Mandibles with lower tooth not long, sickle-shaped, not widely crossing; apex of poststigmatal vein basally directed; petiole less than 1.5 times as long as wide 11
- 10 Mandibles shorter, not so widely crossing *Aclista alticollis*
- Mandibles longer, conspicuously sickle-shaped and widely crossing at tips .. *Aclista cf. insolita*
- 11 The two lateral keels of the propodeum closer together; radial cell shorter; smaller darker overall *Pantoclis trisulcata*
- The two lateral keels of the propodeum not so close; radial cell longer; larger overall, and usually with parts of body and legs reddish/yellowish *Pantoclis similis*

Discussion

Even today with advanced methodologies and literature Diapriidae is a difficult taxon; their taxonomy is subject to constant reevaluation, even at genus level, so it is understandable that earlier works (Kryger & Schmiedeknecht 1938, Petersen 1956) now need updating. Our study adds and updates significantly the previously limited understanding of the diapriid fauna of the Faroe Islands and corrects some taxonomic mistakes. We show the value of reevaluating historic material, complemented with specimens collected using pitfall and Malaise

traps, to cover a wider geographical, temporal and ecological envelope, sampling as many species as possible. Using integrative methods, as we have initiated with *Aclista alticollis*, will allow further species to be identified using comparison of CO1 barcodes complementing morphological data and placing them in their wider genetic context. The specific biology of many diapriids is unknown and there are no biological observations for the Faroe Islands, yet the Faroe Islands offer a unique opportunity in diapriid research, the constantly humid climate favours their dipteran hosts, e.g. at least 30 species of Mycetophilidae fungus gnats have been recorded (Kjærandsen & Jørgensen 1992; pers. comm. J. Kjærandsen) an important host group for belytine diapriids, and even though there are no native trees there is a diverse range of fungi, over 600 species (Vesterholt 1998) which provide food for these fly hosts. Consequently we believe there will be further opportunities to discover more diapriid species and uncover their biology.

Acknowledgements

We thank Dr. Lars Vilhelmsen for the loan of historic material from FOMNH, which made accurate interpretation of the species of previous authors possible. We are also grateful to Dr Vasilisa Chemyreva and Jan Macek, who helped to identify some challenging specimens and Inger Lund for help interpreting the handwritten specimen labels of J. P. Kryger. Our work is part of the GBOL III: Dark Taxa project and was funded by the German Federal Ministry of Education and Research (FKZ 16LI1901B). Fieldwork was conducted as part of a general species inventory on Koltur funded by Aage V. Jensens Fonde.

References

- Cappelen, J. & Laursen, E. V. 1998. The climate of the Faroe Islands – with climatological standard normals, 1961–1990. 62 pp., DMI Technical Report 98–14, Copenhagen (Danish Meteorological Institute).
- Chemyreva, V. G. & Kolyada, V. A. 2021. Taxonomy of the genera *Acropiasta*, *Anommatium*, *Erasikea* and *Pantolyta* (Diapriidae: Belytinae) with review of species occurring in Russia. *Zoosystematica Rossica* 30 (1): 137–162. <https://doi.org/10.31610/zsr/2021.30.1.137>
- Hansen, H. J. 1881. Faunula insectorum Faeroeensis: Fortegnelse over de paa Faeroerne hidtil samlede insekter. *Naturhistorisk Tidsskrift* (Series 3) 12: 229–280.
- Hellén, W. 1963. Die Diapriinen Finnlands (Hymenoptera: Proctotrupoidea). *Societas pro Fauna et Flora Fennica* 14: 1–35.

- 1964. Die Ismarinen und Belytinen Finnlands (Hymenoptera: Proctotrupoidea). Fauna Fennica 18: 1-68.
- Johnson, N. F. 1992. Catalog of World species of Proctotrupoidea, exclusive of Platygastridae (Hymenoptera). Memoirs of the American Entomological Institute 51: 1-825.
- Kjærandsen, J. & Jorgensen, L. L. 1992. Fungus-gnats from the Faroes (Diptera, Mycetophilidae). Entomologiske Meddelelser 60(3): 85-87.
- Kozlov, M. A. 1978. Diapriidae. Pp. 548-608 in: Medvedev, G. S. (ed.). Determination of insects of the European portion of the USSR, Vol. 3. Leningrad (Amerind Publishing Co).
- Kryger, I. P. & Schmiedeknecht, O. 1938. Hymenoptera. Zoology of the Faroes 43: 1-108.
- Landt, J. 1800. Forsøg til en Beskrivelse over Færøerne. Med Kobber. 479 pp., Kiøbenhavn (Z. Breum).
- Macek, J. 1995. Taxonomic revision of European Psilommina (Hymenoptera: Diapriidae). Part 2. The *Synacra* complex. European Journal of Entomology 92(2): 469-482. <https://www.eje.cz/pdfs/eje/1995/02/14.pdf>
- 1996. Revision of the European species of *Belyta* Jurine. Acta Musei Nationalis Pragae, Series B, Historia Naturalis 51(1-4): 1-22.
- 1997. Revision of Central European species of *Zygota* (Hymenoptera: Diapriidae) with description of new species and taxonomic remarks on the genus. Folia Heyrovskyana 5(1): 31-57.
- Nixon, G. E. J. 1957. Hymenoptera, Proctotrupoidea: Diapriidae, subfamily Belytinae. 107 pp., Handbooks for the identification of British insects Vol. 8 (Part 3dii), Royal Entomological Society of London. https://www.royensoc.co.uk/wp-content/uploads/2022/01/Vol08_Part03d_ii.pdf
- 1980. Diapriidae (Diapriinae): Hymenoptera, Proctotrupoidea. 55 pp., Handbooks for the identification of British insects Vol. 8 (Part 3di), Royal Entomological Society of London. https://www.royensoc.co.uk/wp-content/uploads/2022/01/Vol08_Part03d_i.pdf
- Notton, D. G. 1995. A catalogue of type material of the British *Diapria* genus group (Hymenoptera, Proctotrupoidea, Diapriidae). Beiträge zur Entomologie 45: 269-298. <https://doi.org/10.21248/contrib.ento-mol.45.2.269-298>
- Petersen, B. 1956. Hymenoptera. Zoology of Iceland 3(49-50): 1-176.
- Ruthe, J. F. 1859. Verzeichnis der von Dr. Staudinger im Jahre 1856 auf Island gesammelten Hymenopteren. Entomologische Zeitung (Stettin) 20: 305-322.
- Vesterholt, J. 1998. A check-list of fungi recorded from the Faroe Islands. Yvirlit yvir soppar, sum eru skrásettir í Føroyum. Fróðskaparrit 46: 33-65.
- Wall, I. 1998. Diapriiden aus Südwesdeutschland – 1. Die Gattungen *Cinetus* Jurine und *Miota* Förster (Insecta, Hymenoptera, Diapriidae, Belytinae). Rudolstädter Naturhistorische Schriften 9: 39-74.

ZOBODAT - www.zobodat.at

Zoologisch-Botanische Datenbank/Zoological-Botanical Database

Digitale Literatur/Digital Literature

Zeitschrift/Journal: [Spixiana, Zeitschrift für Zoologie](#)

Jahr/Year: 2024

Band/Volume: [047](#)

Autor(en)/Author(s): Hübner Jeremy J., Gabel Hannes, Deines Viktor, Kreiling Agnes-Katharina, Notton David G.

Artikel/Article: [Faculty of Biology 83-92](#)