

Herausgeber:

Staatliches Museum für Naturkunde, Rosenstein 1, D-70191 Stuttgart

Stuttgarter Beitr. Naturk.	Ser. A	Nr. 564	5 S.	Stuttgart, 20. 11. 1997
----------------------------	--------	---------	------	-------------------------

# New *Melaneros*-Species from the Himalayas (Coleoptera: Lycidae)

By Milada Bocáková, Olomouc

With 20 figures

### Summary


This contribution deals with the knowledge of the genus *Melaneros* from the Himalayas. Five species are described as new to science: *Melaneros manaliensis* n. sp. (India), *M. pseudopicianus* n. sp. (India), *M. holzschubi* n. sp. (Bhutan), *M. jenisi* n. sp. (Nepal) and *M. compressus* n. sp. (Nepal).

### Zusammenfassung

Dieser Beitrag zur Kenntnis der Lyciden-Fauna des Himalaya behandelt die Gattung *Melaneros*. Fünf neue *Melaneros*-Arten werden beschrieben: zwei Arten aus Nord-Indien (*Melaneros manaliensis* n. sp., *M. pseudopicianus* n. sp.), eine Art aus Bhutan (*M. holzschubi* n. sp.) und zwei Arten aus Nepal (*M. jenisi* n. sp., *M. compressus* n. sp.).

### Contents

1. Introduction	1
2. Abbreviations	2
3. Acknowledgements	2
4. The species	2
4.1. <i>Melaneros manaliensis</i> n. sp.	2
4.2. <i>Melaneros pseudopicianus</i> n. sp.	2
4.3. <i>Melaneros holzschubi</i> n. sp.	4
4.4. <i>Melaneros jenisi</i> n. sp.	5
4.5. <i>Melaneros compressus</i> n. sp.	5
5. References	5



## 1. Introduction

Although NAKANE (1983) and KASANTSEV (1991, 1992) were working on large amounts of material of Lycidae from the Himalayas, further new species have recently been found in additional materials. Because of the relatively low vagility of

these species, the range of most *Melaneros* species is usually quite limited. Therefore collecting in new places is still bringing species new to science.

## 2. Abbreviations

*LMB* = author's collection;  
*SMNS* = Staatliches Museum für Naturkunde, Stuttgart.

## 3. Acknowledgements

I am very obliged to Dr. WOLFGANG SCHAWALLER (SMNS) who enabled me to study material in his charge.

## 4. The species

### 4.1. *Melaneros manaliensis* n. sp. (Figs 7, 8, 12, 17)

Holotype (♂): India, Himachal Pradesh, Manali, Solang Valley, 20. VII. 1989, 2500 m, leg. A. RIEDEL (SMNS).

Paratype: Same data, 1 ♀ (SMNS).

Etymology: Named in reference to the type locality.

Diagnosis: It resembles *M. confrater* Kleine in external appearance, but seems to be related to *M. nepalensis* (Kasantsev) from which it differs in body coloration and in the shape of the distal projection of the aedeagus.

Description: ♂. Body black, only posterior  $1/2-1/5$  of elytra and at least  $3/4$  of elytral margin red. – Head with small eyes, distance between eyes 1.8 times longer than eye diameter. Antennae reaching anterior third of elytra, segment 3 small, only 1.2 times longer than segment 2, segment 4 is 1.6 times longer than segment 3 (Fig. 12). – Pronotum with anterior margin nearly straight (Fig. 17), lateral margins emarginate. – Elytra broad, widened posteriorly, primary costa 4 strongly elevated in humeral part. – Male genitalia stout (Figs 7, 8), provided with a ventral projection distally, apically pointed. – Body length: 7.1 mm, width: 1.9 mm.

### 4.2. *Melaneros pseudopicianus* n. sp. (Figs 5, 6, 16, 19)

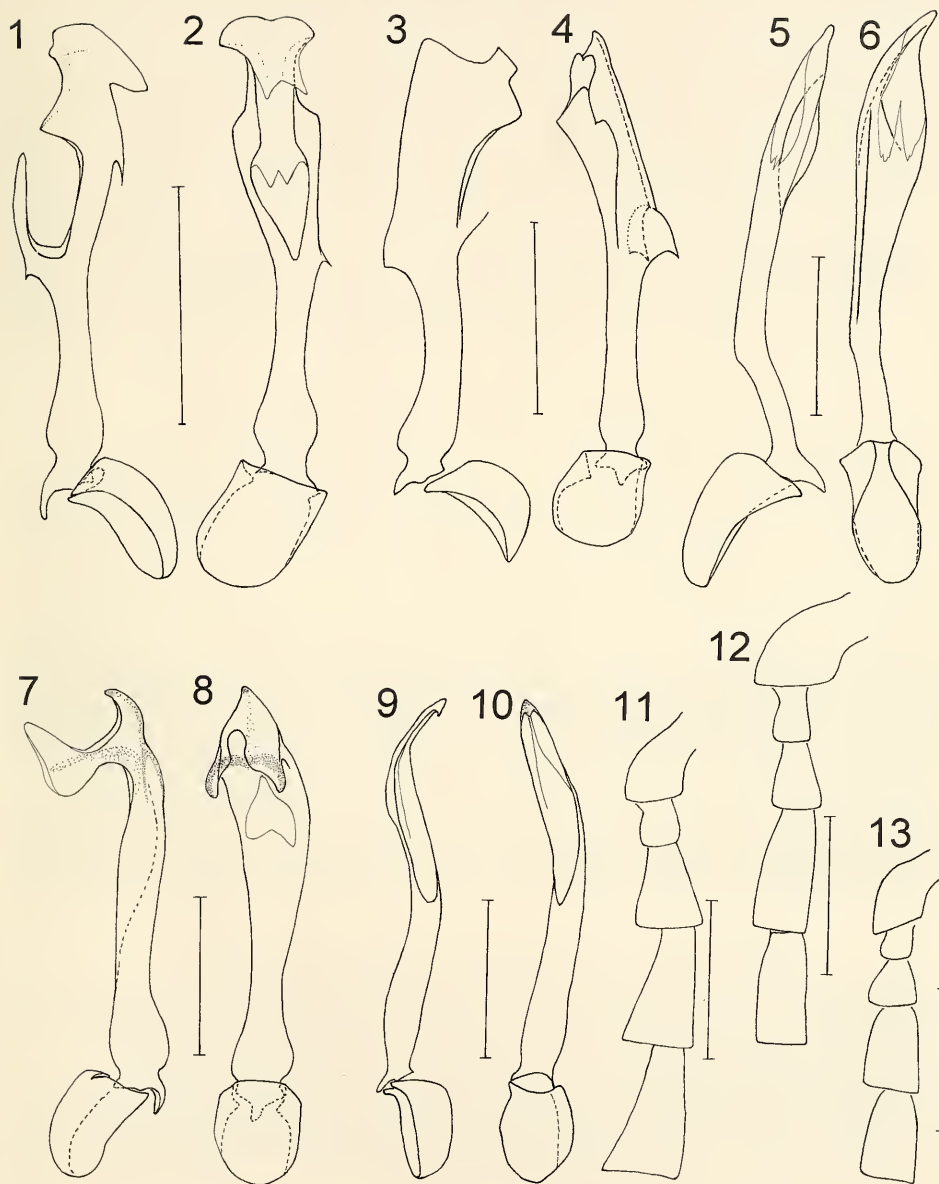
Holotype (♂): India, Rajasthan, Sariska – W. L. S., 15. VIII. 1989, leg. A. RIEDEL (SMNS).

Paratype: Same data, 1 ♀ (LMB).

Etymology: The name refers to its resemblance to the male genitalia of *M. picianus* (Nakane).

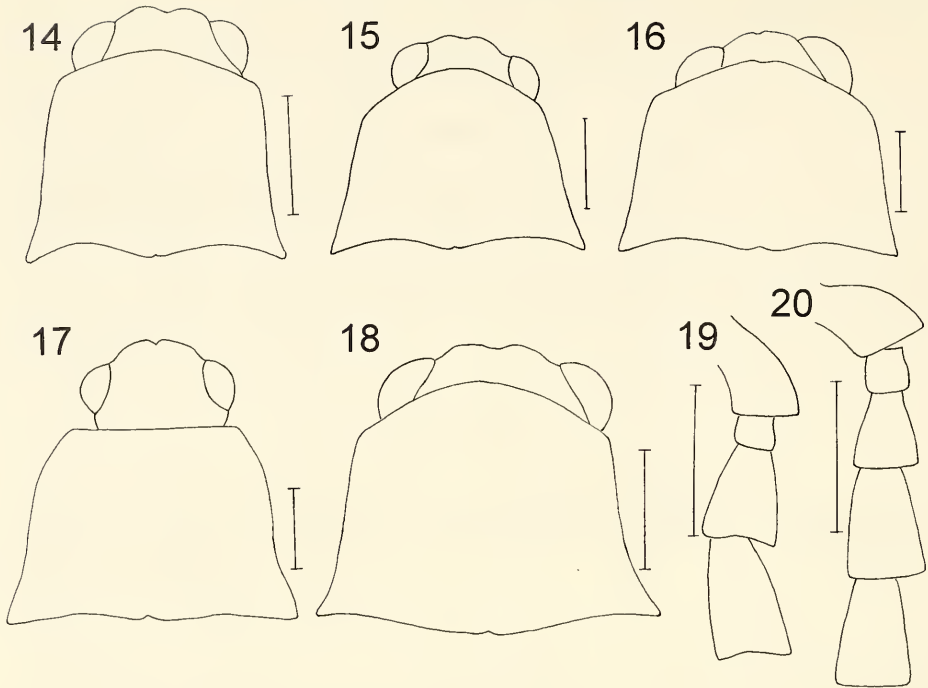
Diagnosis: It seems to be related to *M. picianus* (Nakane), but differs in body coloration and in the shape of the phallus of the male genitalia which is ventrally curved in the proximal third.

Description: ♂. Body dark brown to black, only pronotum, scutellum and anterior half of elytra yellow. – Head small, distance between eyes as long as eye diameter. Antennae filiform (Fig. 19), segment 3 twice as long as 2, segment 4 is 1.3 times longer than 3. – Pronotum with anterior margin produced forwards, lateral margins nearly parallel, posterior angles pointing obliquely posteriorly. – Elytra relatively broad, weakly widened posteriorly, primary costa 4 only weakly elevated in



Figs 1-10. Male genitalia in lateral and ventral view. - 1-2. *Melaneros holzschubi* n. sp.; - 3-4. *M. compressus* n. sp.; - 5-6. *M. pseudopicianus* n. sp.; - 7-8. *M. manaliensis* n. sp.; - 9-10. *M. jeni* n. sp.

Figs 11-13. Basal antennal segments. - 11. *M. jeni* n. sp.; - 12. *M. manaliensis* n. sp.; - 13. *M. compressus* n. sp. - Scale bars = 0.5 mm.



Figs 14–18. Pronotum. – 14. *Melaneros holzschubi* n. sp.; – 15. *M. compressus* n. sp.; – 16. *M. pseudopicianus* n. sp.; – 17. *M. manaliensis* n. sp. – 18. *M. jeni* n. sp.  
Figs 19–20. Basal antennal segments. – 19. *M. pseudopicianus* n. sp.; – 20. *M. holzschubi* n. sp. – Scale bars = 0.5 mm.

humeral part. – Male genitalia curved ventrally in the proximal third and widened distally (Figs 5, 6). – Body length: 6.1 mm, width: 1.9 mm.

#### 4.3. *Melaneros holzschubi* n. sp. (Figs 1, 2, 14, 20)

Holotype (♂): Bhutan, Thimphu Distr., Taba, 20.–30. VI. 1988, 2600 m, leg. C. HOLZSCHUH (LMB).

Etymology: Named in honour of the collector, Mr. C. HOLZSCHUH (Vienna).

Diagnosis: Related to *M. sordidus* (Fairmaire), but differs in having an entirely black pronotum and elytra and in the shape of the phallus of the male genitalia which is provided with a dorsal projection pointing distally.

Description: ♂. Body entirely black. – Head with small eyes, distance between eyes 1.6 times longer than eye diameter. Antennae short, segment 2 small, 3 triangular, 1.3 times longer than 2, segment 4 is 1.6 times longer than 3 (Fig. 20). – Anterior margin of pronotum only weakly produced forwards, lateral margins emarginate. Posterior angles acute. – Elytra slightly widened posteriorly, primary costa 4 strongly elevated in humeral part. – Male genitalia of a complicate structure (Figs 1, 2) with a stout dorsal projection and a ventral opening in the distal half. – Body length: 4.7 mm, width 1.2 mm.

#### 4.4. *Melaneros jeniši* n. sp. (Figs 9, 10, 11, 18)

Holotype (♂): Nepal, Kathmandu valley, Godawari, 16.–17. V. 1992, leg. I. Jeniš (LMB).

Etymology: Named in honour of the collector, Mr. I. JENIŠ (Czech Republic).

Diagnosis: Related to *M. laterculus* (Kasantsev), but differs in not having a thickened base of the phallus, and in a different shape of the dorsoapical sutures.

Description: ♂. Body black, only elytra (except a longitudinal basal stripe on each elytron) red, suture and elytral margins red. – Head with small eyes, distance between eyes 1.25 times longer than eye diameter. Antennae with segment 3 twice as long as 2, segment 4 is 1.5 times longer than 3 (Fig. 11). – Pronotum with anterior margin semicircular, lateral margins emarginate (Fig. 18). Primary costa 4 weakly elevated in humeral part. – Male genitalia simple (Figs 9, 10), provided with a lateral opening in the distal half. – Body length: 6.1 mm, width: 1.7 mm.

#### 4.5. *Melaneros compressus* n. sp. (Figs 3, 4, 13, 15)

Holotype (♂): Nepal, Myagdi Distr., Bim to Darbang, 1150–1000 m, 30. V. 1995, leg. J. MARTENS & W. SCHAWALLER (SMNS).

Paratype: Nepal, Myagdi Distr., Myagdi Khola S Boghara, 1400 m, 27.–28. V. 1995, leg. J. MARTENS & W. SCHAWALLER, 1 ♂ (LMB).

Etymology: Named according to the laterally compressed distal part of the phallus.

Diagnosis: Related to *M. sordidus* (Fairmaire) from which it differs in having a black pronotum and in the shape of the aedeagus.

Description: ♂. Body dark brown to black, only elytra red. – Head with small eyes, distance between eyes 1.5 times longer than eye diameter. Antennae with segment 3 short, segment 4 is 1.6 times longer than 3 (Fig. 13). – Pronotum trapezoidal in shape with anterior margin produced forwards, posterior angles prominent, pointing obliquely posteriorly (Fig. 15). – Elytra widened posteriorly, primary costa 4 strongly elevated in basal quart. – Aedeagus short, laterally compressed, with a slot-formed opening distally (Figs 3, 4). – Body length: 5.1 mm; width: 1.4 mm.

### 5. References

- KASANTSEV, S. (1991): To the knowledge of Oriental Lycidae (Coleoptera). Remarks on Lycidae of Himalaya. – *Entomologica basil.* 14: 153–182; Basel.
- (1992): To the knowledge of oriental Lycidae (Coleoptera). III. Notes on *Plateros* Bourgeois and *Ditoneces* C. O. Waterhouse. – *Russ. ent. J.* 1 (2): 29–31; Moscow.
- NAKANE, T. (1983): Coleoptera of Nepal collected by the members of the Hokkaido University scientific expedition to Nepal Himalaya: Lycidae. – *Rep. Fac. Sci. Kagoshima Univ.* (Earth Sci. & Biol.) No. 15: 115–123; Kagoshima.

Author's address:

MILADA BOCÁKOVÁ, Regional Museum, nám. Republiky 5, 771 73 Olomouc, Czech Republic.

# ZOBODAT - [www.zobodat.at](http://www.zobodat.at)

Zoologisch-Botanische Datenbank/Zoological-Botanical Database

Digitale Literatur/Digital Literature

Zeitschrift/Journal: [Stuttgarter Beiträge Naturkunde Serie A \[Biologie\]](#)

Jahr/Year: 1997

Band/Volume: [564\\_A](#)

Autor(en)/Author(s): Bocakova Milada

Artikel/Article: [New Melaneros-Species from the Himalayas \(Coleoptera: Lycidae\) 1-5](#)