

Stuttgarter Beiträge zur Naturkunde

Serie A (Biologie)

Herausgeber:

Staatliches Museum für Naturkunde, Rosenstein 1, D-70191 Stuttgart

Stuttgarter Beitr. Naturk.	Ser. A	Nr. 615	15 S.	Stuttgart, 15. 11. 2000
----------------------------	--------	---------	-------	-------------------------

The Genus *Colpotus* Mulsant & Rey (Coleoptera: Tenebrionidae) in the Eastern Mediterranean Region, with Descriptions of Two New Species

By Roland Grimm, Tübingen and
Wolfgang Schawaller*), Stuttgart

With 24 figures

Summary

The species of the genus *Colpotus* Mulsant & Rey 1853 from the eastern Mediterranean region are treated and separated in a key. Species characters within the genus are discussed and all valid species of the genus are listed. Diagnostic characters are figured and the distributional data of the eastern species are mapped. – New species: *Colpotus dentatus* n.sp. (Turkey) and *Colpotus ovoideus* n.sp. (Greece). – New synonyms: *Colpotus angustulus* Reitter 1887 n.syn. of *byzantinicus* (Waltl 1838), *pectoralis* ssp. *damorei* Koch 1944 n.syn. and *pectoralis* ssp. *corcyrensis* Koch 1944 n.syn. of *pectoralis* Mulsant 1853, *lassallei* Ferrer & Soldati 1999 n.syn. of *schusteri* Koch 1936, *sulcatus* ssp. *rhodius* Koch 1944 n.syn. and *sulcatus* ssp. *asiaticus* Koch 1944 n.syn. of *sulcatus* (Ménétriés 1838).

Zusammenfassung

Die Arten der Gattung *Colpotus* Mulsant & Rey 1853 aus dem östlichen Mittelmeerraum werden behandelt und in einem Bestimmungsschlüssel gegenübergestellt. Die Artkennzeichen innerhalb der Gattung werden diskutiert und die validen Arten der Gattung aufgelistet. Diagnostische Merkmale werden abgebildet und die Verbreitung der östlichen Arten in Karten dargestellt. – Neue Arten: *Colpotus dentatus* n.sp. (Türkei) und *Colpotus ovoideus* n.sp. (Griechenland). – Neue Synonyme: *Colpotus angustulus* Reitter 1887 n.syn. von *byzantinicus* (Waltl 1838), *pectoralis* ssp. *damorei* Koch 1944 n.syn. und *pectoralis* ssp. *corcyrensis* Koch 1944 n.syn. von *pectoralis* Mulsant 1853, *lassallei* Ferrer & Soldati 1999 n.syn. von *schusteri* Koch 1936, *sulcatus* ssp. *rhodius* Koch 1944 n.syn. und *sulcatus* ssp. *asiaticus* Koch 1944 n.syn. von *sulcatus* (Ménétriés 1838).

*) Contributions to Tenebrionidae, no. 31. – For no. 30 see: Faun. Abh. Dresden 22, 2000.

Contents

1. Introduction	2
2. Species characters	3
3. List of the valid species of the genus <i>Colpotus</i>	4
4. The eastern Mediterranean species of the genus <i>Colpotus</i>	5
5. Species key of the eastern Mediterranean species of the genus <i>Colpotus</i>	14
6. References	15

1. Introduction

The genus *Colpotus* Mulsant & Rey 1853 (type species *strigosus* Costa 1847) is distributed in the southern parts of the Mediterranean region from the Iberian peninsula in the west (not on the Atlantic islands) up to the western Caucasus in the east, lacking in northern Africa, southern France, northern Italy and in the northern Balkans (REITTER 1904). Although KOCH (1944) treated the eastern Mediterranean species, newly collected material is still difficult to identify.

Additionally, two new species from Turkey have been described recently by FERRER & SOLDATI (1999). Thus it seemed useful to revise these species again and to provide figures of their relevant specific characters. As a result, new synonymies have to be established and two new species are described from Greece and Turkey. The western Mediterranean species are treated in detail by ESPAÑOL (1953), the Italian and Thyrennian species by GARDINI (1975) and ALIQUÒ & LEO (1996) and are not included herein.

The genera *Colpotus* Mulsant & Rey 1853, *Pedinus* Latreille 1796 and *Cabirutus* Strand 1929 share within the Pedinini the character "eyes completely divided" being considered a hint for a closer relationship. The separation of these 3 sympatric genera, however, is based mostly on quite "weak" characters, mainly on the shape of the pronotum: basal margin regularly excavated in *Pedinus*, sinuated in *Colpotus*, and straight in *Cabirutus*.

Abbreviations

<i>DEI</i>	Deutsches Entomologisches Institut, Eberswalde;
<i>GWH</i>	Collection GERHARD WAGNER, Hamburg;
<i>HJBM</i>	Collection Prof. Dr. HANS J. BREMER, Melle;
<i>HNHM</i>	Hungarian Natural History Museum, Budapest;
<i>JFH</i>	Collection Dr. JULIO FERRER, Haninge;
<i>MHNG</i>	Muséum d'Histoire Naturelle, Genève;
<i>MLS</i>	Collection MARTIN LILLIG, Saarbrücken;
<i>MSG</i>	Collection MAX SIEBER, Großschönau;
<i>NHMB</i>	Naturhistorisches Museum, Basel;
<i>NHMB-F</i>	Naturhistorisches Museum Basel, collection FREY;
<i>NHRM</i>	Naturhistoriska Riksmuseet, Stockholm;
<i>NKME</i>	Naturkundemuseum, Erfurt;
<i>RGT</i>	Collection Dr. ROLAND GRIMM, Tübingen;
<i>SMNS</i>	Staatliches Museum für Naturkunde, Stuttgart;
<i>UHB</i>	Collection UWE HEINIG, Berlin;
<i>ZSM</i>	Zoologische Staatssammlung, München.

Acknowledgments

For the loan of material we thank Dr. M. BAEHR (München), L. BEHNE (Eberswalde), Dr. M. BRANCUCCI (Basel), Prof. Dr. H. J. BREMER (Melle), Dr. J. FERRER (Haninge), M. HART-

MANN (Erfurt), U. HEINIG (Berlin), M. LILLIG (Saarbrücken), Dr. I. LÖBL (Genève), Dr. O. MERKL (Budapest), M. SIEBER (Großschönau), G. WAGNER (Hamburg) and all here unnamed friends and colleagues who have loaned or donated us during past years tenebrionids for identification. J. COOLS (Institut Royal des Sciences Naturelles de Belgique, Bruxelles) searched without success the type(s) of *magnicollis* Fairmaire 1892.

2. Species characters

Body size: Some species are smaller on the average (body length 5.0–7.0 mm) (*adebratti*, *dentatus* n.sp., *ovoideus* n.sp., *reitteri*, *vogti*), some are bigger (body length 6.0–8.5 mm) (*byzantinicus*, *pectoralis*, *punctipleuris*, *schusteri*, *sulcatus*).

Shape of pronotum and elytra: The shape of all species is similar, although a few species show longer and more parallel pronota and elytra (*dentatus* n.sp., *reitteri*).

Punctures on pronotum: In some species these punctures are separated or only somewhat confluent (*adebratti*, *ovoideus* n.sp., *punctipleuris*, *schusteri*), in other species they are strigose and forming longitudinal wrinkles (*pectoralis*, *sulcatus*).

Structure of propleures: Even if considering a certain variability, each species has the propleures either with deep longitudinal wrinkles (*byzantinicus*, *schusteri*, *sulcatus*, *vogti*), with rough but not longitudinal wrinkles (*pectoralis*), with separated punctures (*punctipleuris*, *reitteri*), or nearly without any punctuation (*adebratti*).

Shape of male mesotarsus: Two species possess a strongly dilated mesotarsus (*byzantinicus*, fig. 9, *schusteri*, fig. 10), in all other species the male mesotarsus is not distinctly dilated.

Shape of male protibia: This character is of less value, because in the same species the medial edge of the protibia is simple or somewhat protruding (*byzantinicus*).

Shape of male mesotibia: A single species possesses a modified male mesotibia with a deep dorsobasal excavation (*byzantinicus*, fig. 7), in all other species the mesotibia is unmodified.

Setation on male femora: Probably not of specific value. In nearly all species the male metafemur bears at the outer ventrolateral edge a more or less dense but short setation. The setation of the male profemur seems to be variable in the same species being either lacking or existing (*byzantinicus*, *schusteri*, *vogti*).

Aedeagus: Main diagnostic character in connection with the other characters. The paired parameres are unmodified and finger-like (*ovoideus* n.sp., fig. 20, *pectoralis*, fig. 16, *punctipleuris*, fig. 15, *vogti*, fig. 19), have a blunt tip (*byzantinicus*, fig. 21), or modified tips with teeth or spines (*adebratti*, fig. 14, *dentatus* n.sp., fig. 18, *reitteri*, fig. 13, *schusteri*, fig. 12, *sulcatus*, fig. 17).

3. List of the valid species of the genus *Colpotus*

Colpotus adebratti Ferrer & Soldati 1999

Distribution: Turkey (fig. 22).

Colpotus byzantinicus (Waltl 1838)

angustulus Reitter 1887 **n.syn.**

Distribution: Greece, Bulgaria, Turkey, western Caucasus (fig. 22).

Colpotus cobosi Español 1953

Distribution: Spain.

Colpotus dentatus **n. sp.**

Distribution: Turkey (fig. 24).

Colpotus godarti Mulsant & Rey 1853

Distribution: Corsica.

Colpotus magnicollis Fairmaire 1892

Distribution: Turkey (fig. 23).

Colpotus ovoideus **n.sp.**

Distribution: Greece (fig. 23).

Colpotus pectoralis Mulsant 1853

syn. *ruficornis* Reitter 1894.

ssp. *damorei* Koch 1944 **n.syn.**

ssp. *corcyrensis* Koch 1944 **n.syn.**

Distribution: Greece (fig. 22).

Colpotus punctipleuris Reitter 1904

Distribution: Turkey (fig. 22).

Colpotus reitteri Zürcher 1911

Distribution: Cyprus (fig. 24).

Colpotus schusteri Koch 1936

lasallei Ferrer & Soldati 1999 **n.syn.**

Distribution: Turkey (fig. 23).

Colpotus similaris Mulsant & Rey 1853

ssp. *nevadensis* Español 1953

Distribution: Portugal, Spain.

Colpotus strigosus (Costa 1847)

syn. *strigicollis* Mulsant & Rey 1835

ssp. *ganglbaueri* D'Amore Fracassi 1907

ssp. *ragusai* D'Amore Fracassi 1907

ssp. *oglasensis* Gardini 1975

Distribution: Italy (including islands Elba, Montecristo and Sicily).

Colpotus sulcatus (Ménétriés 1838)

ssp. *rhodius* Koch 1944 **n.syn.**

ssp. *asiaticus* Koch 1944 **n.syn.**

Distribution: Greece, Turkey (fig. 23).

Colpotus vogti Koch 1944

Distribution: Greece (Samos), Turkey (fig. 22).

Not included in this list is *Colpotus faldermanni* Baudi 1876 from Mongolia, being a synonym of *Pedinus strigosus* Faldermann 1835 (MEDVEDEV 1968, FERRER 1992).

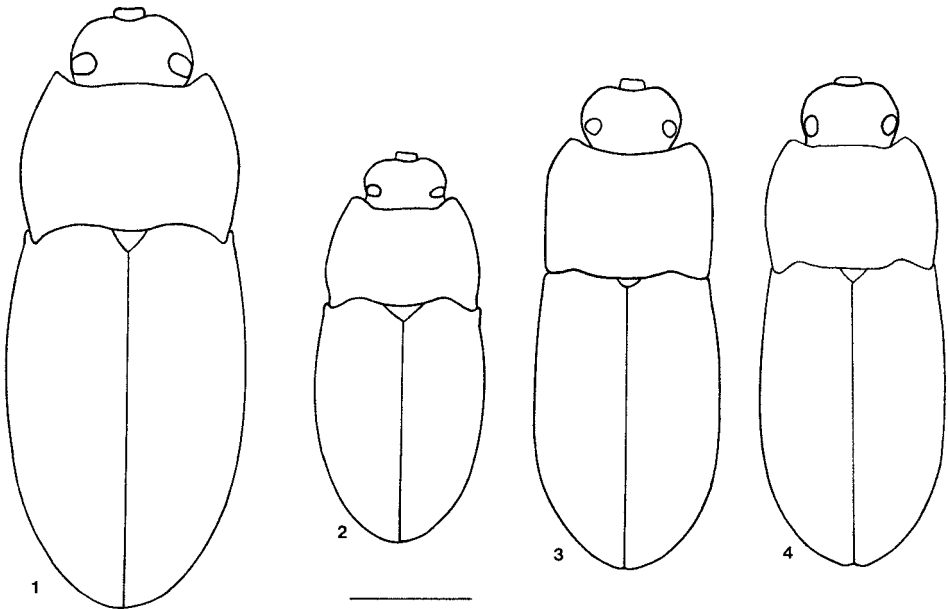
4. The eastern Mediterranean species of the genus *Colpotus*

4.1. *Colpotus adebratti* Ferrer & Soldati 1999

Type material: Turkey, Topraktepe, 21. V. 1987 leg. ADEBRATT, ♂ holotype NHRM.

Further material: Turkey, Alanya, Karaburu, V. 1997 leg. SIEBER, 1 ♂ SMNS. – Turkey, Alanya, Karaburu, V. 1997 leg. SIEBER, 1 ♀ MSG. – Turkey, NW Alanya, Güzelbag, 900 m, 17. IV. 1984 leg. WOLF, 1 ♀ SMNS. – Turkey, 25 km E Alanya, Beldibi, 500–800 m, 1. IV. 1996 leg. KOPETZ, 1 ♂ RGT. – Turkey, Alanya, 10 km W Payallar, 150 m, 4. IV. 1996 leg. KOPETZ, 1 ♀ NKME. (See fig. 22.)

Remarks: Body length 5.5–6.5 mm. Male protibia with the medial edge somewhat protruding, male mesotibia unmodified, male pro- and metafemur ventrally with sparse setation, pronotal punctures quite fine and separated, propleures nearly smooth and only with quite fine punctures. Aedeagus see fig. 14, parameres with a distinct distolateral narrow barbed hook.



Figs 1–4. Body shape of *Colpotus* species. – 1. *pectoralis*; – 2. *ovoideus* n.sp.; – 3. *reitteri*; – 4. *dentatus* n.sp. – Scale: 2.0 mm.

4.2. *Colpotus byzantinicus* (Waltl 1838)

Type material: "Circassia", 2 syntypes of *angustulus* Reitter 1887 HNHM.

Further material: Greece, REITTER, 2 ♂♂ HNHM. – Bulgaria, Sosopol, VI. 1989 leg. SCHMIDT, 4 ♂♂, 1 ♀ NKME, 2 ♂♂, 1 ♀ RGT, 1 ♂ SMNS. – Turkey, Adana, 1 ♂ HNHM. – Turkey, 5 km W Tekir, 37°18' N 34°50' E, 2.–4. IX. 1988 leg. RUZICKA & HLASOVÁ, 2 ♂♂ HNHM. – Turkey, Ordu, Unye, VIII. 1987 leg. WERNER, 1 ♂ RGT. – Turkey, 1 ♂, 1 ♀ ZSM. – Turkey, STAUDINGER, GASSNER, 2 ♂♂ ZSM. – Turkey, "Constantinopel" (= Istanbul), 12 ♂♂, 4 ♀♀ ZSM. – Turkey, Trebizond (= Trapzon), BATES, 1 ♂ ZSM. – Turkey, Bulghar Maaden, leg. BODEMEYER, 1 ♂ NHMB-F. – Turkey, Amanus Mts., Bagtsche, 2 ♂♂, 1 ♀ NHMB-F. – "Syria bor. occ." (= NW Syria), Djebel Ansariya, Slenfe, 1400 m, 8. V. 1989 leg. MACEK, 1 ♂, 1 ♀ NHMB. – "Syria bor. occ." (= NW Syria), Djebel Ansariya, Qerdaha, 1200 m, 16. VIII. 1988 leg. MACEK, 1 ♂ SMNS. – "Caucasus occid." (= W Caucasus), Utsch Dere, STARCK, 1 ♀ ZSM, 1 ♀ NHMB-F. – Russia, Tuapse region, Shapsuho, 29. VI. 1954 leg. ARNOLDI, 1 ♂ HNHM, 1 ♂ SMNS. (See fig. 22.)

SYNONYMY: REITTER (1904) separated *angustulus* Reitter 1887 from *byzantinicus* by the punctuation of the pronotum and by the setation of the profemur. These characters vary in the same extent in the Caucasian population as well as in the populations in Greece, Bulgaria and Turkey, the aedeagi in all populations are identical. Thus *angustulus* Reitter 1887 is considered as a junior synonym of *byzantinicus* (Waltl 1838).

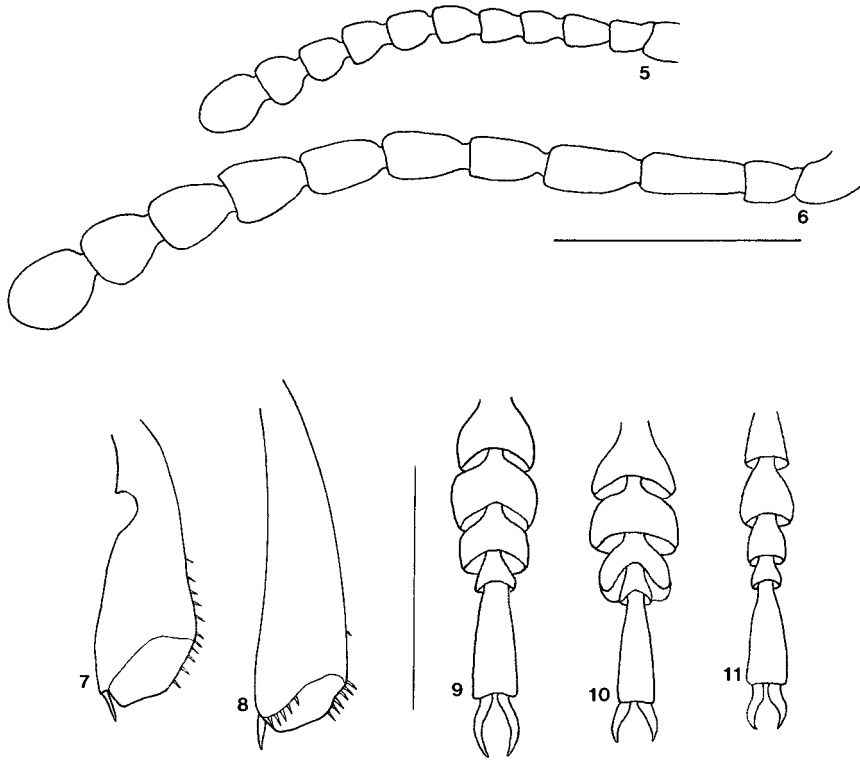
REMARKS: Body length 6.0–8.0 mm, male protibia with the medial edge simple or somewhat protruding, modified male mesotibia fig. 7, male mesotarsus strongly dilated (fig. 9); male profemur at ventrolateral edge with short setation or without any setation, male metafemur at ventrolateral edge with short setation, pronotal punctures partly separated or somewhat strigose, propleures with deep longitudinal wrinkles, aedeagus see fig. 21.

4.3. *Colpotus dentatus* n.sp.

Holotype (♂): S Turkey, 20 km S Antalya, Beldibi, 3. V. 1992 leg. HEINIG, SMNS.

Paratypes: Turkey, Burdur, 25 km S Bucak, Ugurlu, 800 m, 6. V. 1992 leg. HEINIG, 5 ♀♀ UHB, 1 ♂ SMNS. – Turkey, 25 km W Antalya, Saklikent, 1500–1800 m, 7. V. 1992 leg. HEINIG, 5 ♀♀ UHB, 1 ♂ SMNS. – Turkey, Antalya, 18. IV. 1981 leg. NIELSEN, 1 ♂ JFH. – Turkey, Antalya, 6. IV. 1989 leg. BERGWALL, 2 ♀♀ JFH. – Turkey, Antalya, Termessos, 500 m, 3. V. 1992 leg. HEINIG, 1 ♂ UHB. – Turkey, Antalya, Termessos, 9. III. 1979, 1 ♂, 1 ♀ GWH. – Turkey, Antalya, Akseki, 1200 m, 7. V. 1987, 1 ♀ JFH. – Turkey, Antalya, Akseki, 12. V. 1987 leg. BERGWALL, 1 ♂ JFH. – Turkey, Antalya, Yarpuz, 1200 m, 17. V. 1988 leg. KRONBLAD, 1 ♂, 2 ♀♀ JFH. – Turkey, Antalya, Yarpuz, 6. V. 1987 leg. LUNDBERG, 1 ♀ JFH. – Turkey, Antalya, between Bakaran and Cevizli, 1400 m, 8. V. 1978 leg. BESUCHET & LÖBL, 1 ♂ MHNG. – Turkey, N Antalya, 7 km N Yeniköy, 2.–27. III. 1986 leg. RÄHLE, 1 ♂, 1 ♀ RGT. – Turkey, 18 km NE Antalya, 23. III. 1986 leg. RÄHLE, 1 ♂ RGT. – Turkey, 25 km W Alanya, 12. V.–4. VI. 1992 leg. REISS, 1 ♀ RGT. – Turkey, Alanya, Güzelbag, 700–900 m, 31. III. 1996 leg. WEIPERT, 1 ♀ NKME. – Turkey, Alanya, Güzelbag, 600–800 m, 4. IV. 1996 leg. WEIPERT, 1 ♂ NKME. – Turkey, Alanya, W Güzelbag, 30. III. 1996 leg. WEIGEL, 1 ♂, 1 ♀ NKME. – Turkey, Alanya, Gazipaca, 8. V. 1969 leg. WITTMER, 3 ♂♂, 1 ♀ NHMB, 2 ♂♂, 1 ♀ HNHM. – Turkey, Alanya, Karaburu, V. 1997 leg. SIEBER, 2 ♀♀ MSG, 1 ♀ RGT. – Turkey, between Aydıncik and Oracik, 9. V. 1969 leg. WITTMER, 1 ♂ SMNS. – S Turkey, Kemer, V. 1996 leg. SIEBER, 1 ♂ RGT, 1 ♀ MSG. – S Turkey, Kemer, 20 m, 18.–22. V. 1993 leg. WEIGEL, 1 ♀ NKME. – SW Turkey, Manavgat, 1.–7. I. 1991 leg. WUNDERLE, 1 ♂ SMNS. – SW Turkey, Kiselot, 3. I. 1991 leg. WUNDERLE, 1 ♂ SMNS. – Turkey, Taurus, Mortana, REITTER, 1 ♀ ZSM. – S Turkey, Geris, 14. V. 1987 leg. BERGWALL, 1 ♀ HJBM. (See fig. 24.)

Derivatio nominis: Named after the dentated tip of the aedeagal parameres.



Figs 5–11. Antenna, male mesotibia and male mesotarsus of *Colpotus* species. – 5. *ovoideus* n.sp.; – 6. *pectoralis*; – 7. *byzantinicus*; – 8. *schusteri*; – 9. *byzantinicus*; – 10. *schusteri*; – 11. *sulcatus*. – Scales: 1.0 mm.

Description: Body shape see fig. 4, body length 5.5–7.0 mm. Head with separate punctation and with distinct clypeal impression. Antenna without peculiarities. Pronotum 1.45 times wider than long, widest before middle, all margins bordered except middle of anterior margin, pronotal punctures somewhat strigose in the basolateral parts, propleures with separated punctures and without longitudinal wrinkles. Elytra long and parallel, punctures of stripes big and broader than stripes, third row with 30–40 punctures, intervals flat or slightly convex and with dense punctation. Epipleures smooth and with fine punctation. Sternites without peculiarities. Male protibia with the medial edge somewhat protruding, male mesotibia unmodified. Male profemur ventrally without or with sparse setation, male metafemur at the ventrolateral edge with dense but short setation. Aedeagus see fig. 18, parameres with a distinct distolateral broad tooth.

Diagnosis: From the body size and shape *dentatus* n.sp. (fig. 4) is quite similar as (and probably also related with) *reitteri* (fig. 3) from Cyprus, but the sides of the pronotum are slightly rounded (subparallel in *reitteri*), and the shape of the aedeagus is distinctly different (figs 13, 18).

4.4. *Colpotus magnicollis* Fairmaire 1892

Type material: Not seen. Not in Institut Royal des Sciences Naturelles de Belgique, Bruxelles.

Material: Not seen.

Remarks: It is not clear if this species really belongs to *Colpotus*, the size is given with 10.0 mm. The species was also unknown to REITTER (1904). It was described from Akbes ("Syria"), which is now Antakya (Hatay) in southeastern Turkey (fig. 23).

4.5. *Colpotus ovoideus* n.sp.

Holotype (♂): Greece, Nomós Fthiótida, NP Óros Iti, SE Kastania, *Abies*-forest, snow, N-slope, 1760 m, 38°50'26 N 22°16'15 O, 6. V. 1999 leg. ZERCHE, DEI (fig. 23).

Paratype: Same data as holotype, 1 ♂ SMNS.

Derivatio nominis: Named after the ovoid shape of body.

Description: Body shape see fig. 2, body length 5.5–5.8 mm. Head with separate punctation and with weak clypeal impression. Antenna fig. 5. Pronotum 1.45times wider than in the middle long, widest in the middle, all margins bordered except middle of anterior margin, pronotal punctures separated, propleures with rough punctures. Elytra ovate, widest before middle, punctures of stripes big and broader than stripes, third row with 30–40 punctures, intervals flat or slightly convex and with dense punctation. Epipleures smooth and with fine punctation. Sternites without peculiarities. Male protibia with the medial edge protruding, male mesotibia unmodified. Male profemur ventrally with very sparse setation, male metafemur at the outer ventrolateral edge with dense but short setation. Aedeagus see fig. 20.

Diagnosis: *Colpotus ovoideus* n.sp. occurs within the range of *pectoralis*, and has also a quite similar aedeagus (figs 16, 20). However *pectoralis* is much longer (7.0–8.5 mm), and differs from *ovoideus* n.sp. also by the shape of body (figs 1–2), by the proportions of the antennomeres (figs 5–6) and by the confluent punctures in the lateral parts of the pronotum.

4.6. *Colpotus pectoralis* Mulsant 1853

Type material: Greece, "Morea" (= Peloponnese), Cumani, BRENSKE, 1 ♂ & 1 ♀ syntypes of *ruficornis* Reitter 1894 HNHM. – Greece, Kefaloniá, WINKLER, ♂ holotype of ssp. *damorei* Koch 1944 NHMB-F. – Greece, Kefaloniá, PAGANETTI, 1 ♂ paratype of ssp. *damorei* Koch 1944 HNHM. – Greece, Corfu, PAGANETTI, ♂ holotype of ssp. *corcyrensis* Koch 1944 NHMB-F. – Greece, Corfu, MOCZARSKI, 1 ♀ paratype of ssp. *corcyrensis* Koch 1944 HNHM.

Further material: Greece, 1 ♂ ZSM. – Greece, REITTER, 1 ♂ ZSM. – Greece, Euboea, 1893, 1 ♀ ZSM. – Greece, Euboea, Dirfis Mts., 1 ♂ ZSM. – Greece, Euboea, REITTER, 2 ♀♀ HNHM. – Greece, Euboea, Limni, 30. IV. 1982 leg. BRACHAT, 1 ♂ HNHM. – Greece, Euboea, SE Dirphys, 2. IV. 1983 leg. VIT, 1 ♀ SMNS. – Greece, Attica, 3 ♂♂, 3 ♀♀ ZSM. – Greece, Attica, REITTER, 1 ♂, 1 ♀ ZSM. – Greece, Attica, MÜLLER, 1 ♀ ZSM. – Greece, "Aetolia", WITTE, 1 ♂ ZSM. – Greece, Oeta (= Oros Iti, SW Lamia?), 1 ♀ ZSM. – Greece, 30 km S Sparta, Xania, IV. 1967 leg. GROSS, 1 ♀ ZSM. – Greece, Koumanis, 4. III. 1980 leg. BOUWER, 1 HNHM. – Greece, Joanina, 18. IX. 1987 leg. RÖDEL, 1 ♂ SMNS. – Greece, Makedonia, Nomós Imathía, Vémio, 7 km SW Véria, 600 m, 2. V. 1994 leg. SCHAWALLER, 1 ♀ SMNS. –

Greece, Mt. Ossa, Stomion, 900 m, V. 1982 leg. WOLF, 1 ♂ HNHM. – Greece, Messenia, Ag. Nikolaos, 17. V. 1981 leg. PODLUSSÁNY, 1 ♀ HNHM. – Greece, 37 km SW Kosani, 19. VII. 1982 leg. GRIMM, 2 ♂ ♂ RGT. – Greece, Megasphilion, 15. VIII. 1978 leg. RASSE, 1 ♂ HJBM. – Greece, Thessalia, Larissa, Mt. Ossa, 2.–23. V. 1987 leg. BRACHAT, 1 ♂ HJBM. – Greece, Parnassos, 1 ♂ ZSM. – Greece, Parnassos, 1893, 1 ♂ ZSM. – Greece, Parnassos, 1903 leg. PAGANETTI, 1 ♂, 1 ♀ ZSM. – Greece, Parnassos, 15 km N Arachova, 21. IV. 1983 leg. BAEHR, 1 ♀ RGT. – Greece, Parnassos, 8 km S Eptalofos, 1300 m, 14. VII. 1982 leg. GRIMM, 1 ♀ RGT. – Greece, Parnassos, Variani Fokis, 6. V. 1981 leg. PODLUSSÁNY, 1 ♂ HNHM. – Greece, Parnassos, PAGANETTI, 1 ♀ SMNS. – Greece, Parnassos, 1350 m, 23. IV. 1995 leg. WOLF, 1 ♀ SMNS. – Greece, Corfu, PAGANETTI, 1 ♀ ZSM. – Greece, Corfu, Mt. Pantokrator, 400–450 m, 23. IV. 1973 leg. LÖBL, 1 ♂ SMNS. – Greece, Corfu, Epikopsis, 250 m, 17. IX. 1979 leg. RÄHLE, 1 ♀ RGT. – Greece, Corfu, Mt. Ainos, 1400 m, 18. X. 1972 leg. BENICK, 1 ♂ GWH. – Greece, Kefaloniá, 2. IV. 1904, 1 ♂ ZSM. – Greece, Kefaloniá, Mt. Aenos (= Mt. Enos), 1 ♀ ZSM. – Greece, Kefaloniá, Mt. Nero, 1 ♀ ZSM. – Greece, Kefaloniá, 3 km NW Poros, 200–500 m, 29. IV. 1996 leg. ERHARD & SCHMALFUSS, 1 ♂ SMNS. – Greece, Kefaloniá, Mt. Enos, 1300–1600 m, 3. V. 1996 leg. GRIMM & MIKSCH, 1 ♂, 2 ♀ ♀ SMNS. – Greece, Peloponnese, Achaia, Mega Spileon, 24. IV. 1999 leg. WACHTEL, 1 ♀ RGT. – Greece, Peloponnese, Indema, Khelmos, 22.–23. IV. 1936 leg. FODOR, 1 ♂ HNHM. – Greece, Peloponnese, Lakoniá, Taigetos, Giátrissa near Kastania, 1090 m, 21. IV. 1998 leg. BEHNE, 1 ♂ DEI. – Greece, Peloponnese, Taigetos, SW Sparti, 18. V. 1989 leg. PERSOHN, 1 ♂ SMNS. – Greece, Peloponnese, Bassa, V. 1979 leg. ROPPEL, 1 ♀ SMNS. – Greece, Peloponnese, S Egio/Eyon, 15. IV. 1984 leg. BERNHAUER, 1 ♂ SMNS. – Greece Peloponnese, Parnon, 8 km E Kosmas, 4. VII. 1982 leg. GRIMM, 1 ♂ RGT. – Greece, Peloponnese, S Leonidion, 16. IX. 1978 leg. SCHMALFUSS, 1 ♂ RGT. (See fig. 22.)

Synonymy: KOCH (1944) described 2 subspecies from the Ionian islands Kefaloniá (ssp. *damorei*) and Corfu (ssp. *corcyrensis*), separating both from the nominate form by minute differences of the shape of the female elytral shoulders and of the shape of the female protibia – the males show no differences. These “differences” are considered herein only as infraspecific variations which do not justify the maintenance of own taxonomic categories.

Remarks: Body shape see fig. 1, body length 7.0–9.0 mm, male protibia with the medial edge somewhat protruding, male mesotibia unmodified, male profemur at ventrolateral edge with long setation, male metafemur at ventrolateral edge with short setation, pronotal punctures strigose, propleures with rough but not longitudinal wrinkles, aedeagus see fig. 16.

4.7. *Colpotus punctipleuris* Reitter 1904

Type material: Turkey, Boz Dagh (near Izmir), ♂ holotype HNHM.

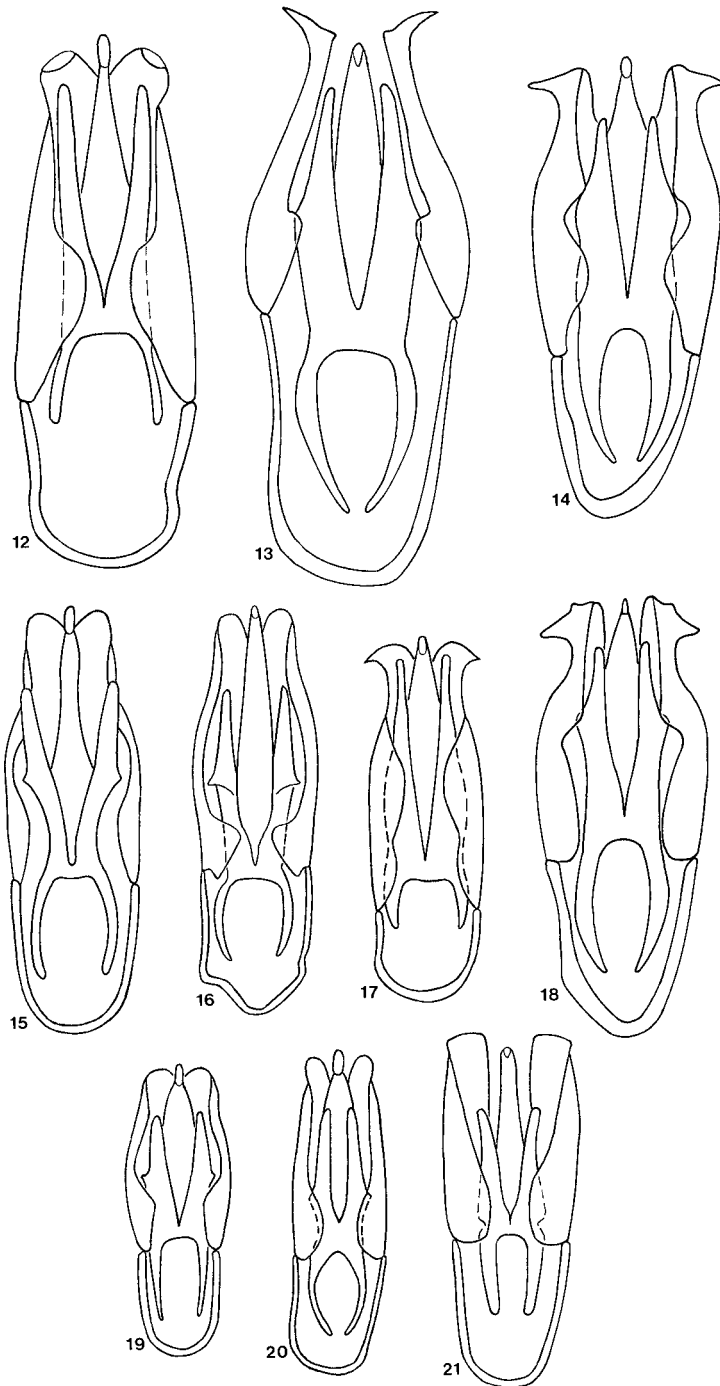
Further material: Turkey, Lydia, Mt. Tmolos (= Boz Dagh), WEIRATHER, 1 ♂ HNHM, 1 ♂ NHMB-F. (See fig. 22.)

Remarks: Body length 8.0 mm, male protibia with the medial edge protruding, male mesotibia unmodified, male profemur at ventrolateral edge with long setation, male metafemur at ventrolateral edge with short setation, pronotal punctures separated, propleures with separated punctures and a few weak longitudinal wrinkles near procoxa, aedeagus fig. 15.

4.8. *Colpotus reitteri* Zürcher 1911

Type material: Cyprus, 4 ♂ ♂ syntypes HNHM.

Further material: Cyprus, Kyreaia, 17. V. 1972 leg. PALM, 1 ♀ JFH. – Cyprus, Planiskion, 8. V. 1981 leg. WALDEN, 1 ♀ JFH. – Cyprus, 1 ♂ HNHM. – Cyprus, Girne/Kyrene



Figs 12–21. Aedeagus of *Colpotus* species. – 12. *schusteri*; – 13. *reitteri*; – 14. *adebratti*; – 15. *punctipleuris*; – 16. *pectoralis*; – 17. *sulcatus*; – 18. *dentatus* n.sp.; – 19. *vogti*; – 20. *ovoideus* n.sp.; – 21. *byzantinicus*. – Scale: 1.0 mm.

nia, 3.–17. IV. 1992 leg. WINKELMANN, 1 ♂ SMNS. – Cyprus, Karakumi, 11. V. 1972 leg. PFI-ZER, 1 ♂ SMNS. – Cyprus, Coral Bay, 5. XII. 1988 leg. GRIMM & RACHINSKY, 1 ♀ RGT. – Cyprus, 6 km W Polis, 6. XII. 1988 leg. GRIMM & RACHINSKY, 1 ♀ RGT. – Cyprus, Skouriotissa, 1.–6. V. 1950 leg. LINDEMANN, 1 ♀ ZSM. (See fig. 24.)

Remarks: Body shape see fig. 3, body length 6.5–7.0 mm, male protibia with the medial edge somewhat protruding, male mesotibia unmodified, male profemur at ventrolateral edge with short setation, male metafemur at ventrolateral edge with short setation, pronotal punctures separated, propleures with separated punctures and a few weak longitudinal wrinkles near procoxa, aedeagus see fig. 13.

4.9. *Colpotus schusteri* Koch 1936

Type material: Turkey, Isparta, V. 1934 leg. NEUBERT, 1 ♂ paratype of *schusteri* Koch 1936 NHMB-F. – Turkey, Antalya, V. 1939 leg. NEUBERT, 1 ♂ paratype of *schusteri* Koch 1936 NHMB-F. – Turkey, Akyokus-Gantizep, 1100 m, VI. 1989 leg. LASALLE, ♂ holotype of *lasallei* Ferrer & Soldati 1999 NHRM.

Further material: Turkey, Isparta, V. 1934 leg. NEUBERT, 1 ♂ HNHM. – Turkey, Konya, Beysehir lake, island Aci Akif, 23. IV. 1973 leg. DI RAO, 1 ♂ HNHM. – Turkey, Konya, Camlik, 24. IV. 1973 leg. DI RAO, 1 ♂ HNHM. – Turkey, Antalya, Catallar, 28. IV. 1973 leg. BRIGNOLI, 1 ♂ HNHM. – Turkey, Antalya, Kemer, 800 m, 1. V. 1992 leg. HEINIG, 1 ♂ SMNS. – Turkey, Antalya, Kemer, 8. III. 1979, 1 ♂ MLS. – Turkey, Burdur prov., 25 km S Bucak, Ugurlu, 800 m, 6. V. 1992 leg. HEINIG, 1 ♂ RGT. (See fig. 23.)

Synonymy: All species characters in specimens from the types series both of *schusteri* and *lasallei* do not show distinct differences, thus we consider *lasallei* Soldati & Ferrer 1999 as a junior synonym of *schusteri* Koch 1936.

Remarks: Body length 6.5–8.0 mm, male protibia with the medial edge somewhat protruding, male mesotibia unmodified (fig. 8), male profemur at ventrolateral edge with short setation or without any setation, male metafemur at ventrolateral edge with short setation, male mesotarsus strongly dilated (fig. 10), pronotal punctures mostly separated, propleures with longitudinal wrinkles, aedeagus see fig. 12.

4.10. *Colpotus sulcatus* (Ménétriés 1838)

Type material: Turkey, Makri, ♀ holotype of ssp. *asiaticus* Koch 1944 NHMB-F. – Greece, island Karpathos, VON OERTZEN, 1 ♂ paratype of ssp. *asiaticus* Koch 1944 HNHM. – Rodi (= Rhodes), Fileremo, 26. IV. 1932 leg. SCHATZMAYR, ♂ holotype of ssp. *rhodius* Koch 1944 NHMB-F. – Greece, Rhodes, 1 ♂ paratype of ssp. *rhodius* Koch 1944 HNHM.

Further material: Greece, Crete, REITTER, 1 ♂ HNHM. – Greece, Crete, PAGANETTI, 2 ♀ ♀ ZSM, 1 ♀ SMNS. – Greece, Crete, Rethymon, 8.–29. V. 1979 leg. KÖSTLIN, 1 ♀ SMNS. – Greece, Crete, Samaria Valley, 20. III. 1973 leg. FÜLSCHER & MEYBOHM, 1 ♀ MLS. – Greece, island Karpathos, Lastos, 2. V. 1983 leg. SCHMALFUSS, 1 ♂ SMNS. – Greece, island Karpathos, Avlona/Olympos, 29. IV. 1983 leg. SCHMALFUSS, 1 ♀ SMNS. – Greece, island Karpathos; Sokastro, 1. V. 1983 leg. SCHMALFUSS, 1 ♀ SMNS. – Greece, island Kasos, E Poli, 22. IV. 1983 leg. SCHMALFUSS, 2 ♂ ♂ SMNS. – Greece, Karpathos Archipelago, island Saria, Palatia, 28. IV. 1983 leg. SCHMALFUSS, 1 ♀ SMNS. – Greece, island Kastellorizo, 29. IV.–2. V. 1992 leg. SCHMALFUSS, 1 ♀ SMNS. – Greece, island Serifos, 27. IV. 1993 leg. SCHMALFUSS, 1 ♂ SMNS. – Greece, island Lesbos, Trigonas, 28. VI. 1989 leg. BAEHR, 1 ♂, 1 ♀ RGT. – Greece, Rhodes, X. 1983 leg. HEBAUER, 1 ♀ SMNS. – Greece, Rhodes, village Rhodes, 23. IV. 1973 leg. BE-SUCHET, 1 ♂ SMNS. – Greece, Rhodes, 4 km SW Emponas, 29. IV. 1998 leg. SCHMALFUSS, 1 ♂ SMNS. – Greece, Rhodes, village Rhodes, 18.–21. X. 1996 leg. GRIMM, 19 ♂ ♂, 1 ♀ RGT, 2 ♂ ♂ MLS. – Greece, Rhodes, Smith Mts., 18. X. 1996 leg. GRIMM, 8 ♂ ♂ RGT. – Greece,

Rhodes, Paradisi, 28. X. 1996 leg. GRIMM, 1 ♀ RGT. – Greece, Rhodes, Kolimbia, 27. X. 1996 leg. GRIMM, 3 ♂♂, 1 ♀ RGT. – Greece, Rhodes, Epano, Kalamon, 4. IV. 1996 leg. GRIMM, 1 ♀ RGT. – Greece, Rhodes, Profitis Ilias, 20. IV. 1981 leg. GRIMM, 2 ♂♂ RGT; 16. IV. 1996 leg. GRIMM, 3 ♂♂, 2 ♀♀ RGT. – Greece, Rhodes, Attaviros, 19. IV. 1981 leg. GRIMM, 1 ♂ RGT. – Greece, Rhodes, Plimiri, 15. IV. 1996 leg. GRIMM, 1 ♀ RGT. – Greece, Rhodes, Agios Pavlos, 11. IV. 1996 leg. GRIMM, 2 ♂♂ RGT. – Greece, Rhodes, Prasonissi, 24. X. 1996 leg. GRIMM, 1 ♀ RGT. – Greece, Rhodes, 3 ♀♀ ZSM. – Greece, island Symi, Panormitis, 16. X. 1996 leg. GRIMM, 3 ♂♂ RGT. – Greece, island Chalki, Chorio, 23. X. 1996 leg. GRIMM, 2 ♂♂ RGT. – Greece, island Samos, village Samos, 10. IX. 1988 leg. RUZICKA & HLASOVÁ, 2 ♂♂, 1 ♀ HNHM. – “Anatolia”, DEYROLLE, 1 ♂ HNHM. – W Turkey, Smyrna (= Izmir), 1 ♂ HNHM. – Turkey, Denizli, Honaz, 700 m, 8. V. 1975 leg. BESUCHET & LÖBL, 1 ♂ SMNS. – SW Turkey, Kas, leg. PETROVITZ & RESSL, 1 ♂ HNHM. – SW Turkey, Marmaris, leg. PETROVITZ & RESSL, 1 ♂ HNHM. – W Turkey, Smyrna (= Izmir), PLASSON, 1 ♂ ZSM. – Turkey, Cetibeli P., 27. IV. 1985 leg. H. & L. FREUDE, 1 ♂ HJBM. (See fig. 23.)

Synonymy: KOCH (1944) described 2 subspecies (ssp. *rhodius* Koch 1944 from the Greek islands Rhodes, Kasos, Nisyros, Chios and Naxos; ssp. *asiaticus* Koch 1944 from the island Karpathos and Turkey/Taurus) and separated them by the structure of the dorsal punctation on pronotum and elytra from the nominate form. We cannot find any differences in this character in the studied types and in other topotypic specimens, thus we consider both subspecies as junior synonyms of *sulcatus* (Ménétriés 1838) (described from the former “Turkey” without exact localization).

Remarks: Body length 7.0–8.5 mm, male protibia with the medial edge not protruding, male mesotibia unmodified, male profemur at ventrolateral edge with short setation, male metafemur at ventrolateral edge with short setation, pronotal punctures strigose, propleures with deep longitudinal wrinkles, aedeagus see fig. 17.

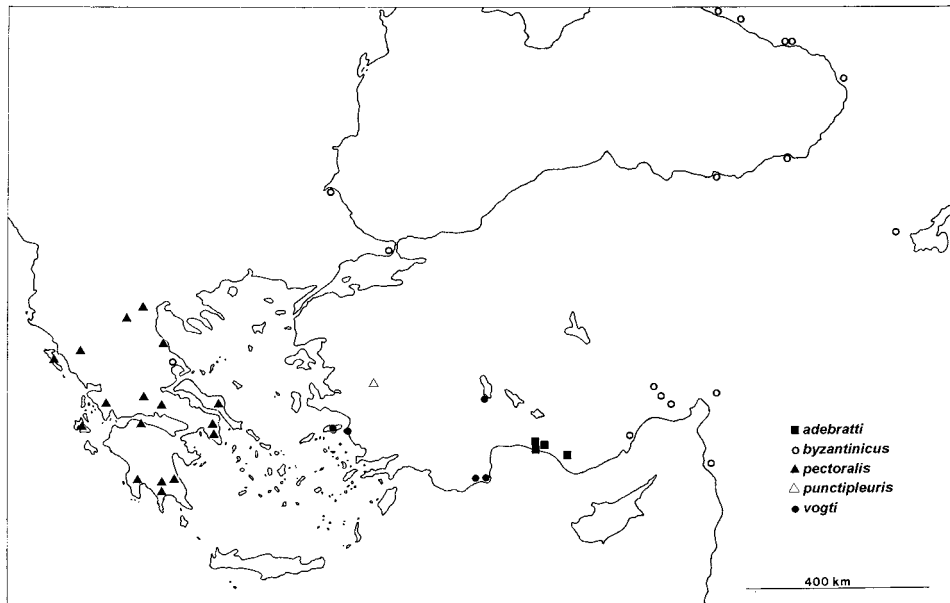


Fig. 22. Distribution records of *Colpotus* species.



Fig. 23. Distribution records of *Colpotus* species.

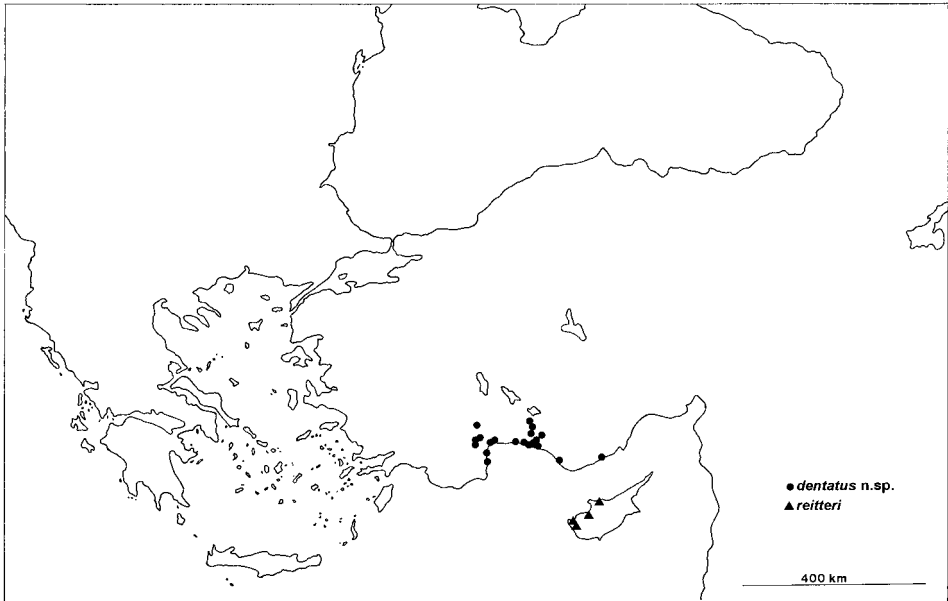


Fig. 24. Distribution records of *Colpotus* species.

4.11. *Colpotus vogti* Koch 1944

Type material: Greece, island Samos, leg. VON OERTZEN, ♂ holotype NHMB-F.

Further material: Greece, island Samos, Chora, 11. X. 1982 leg. NIELSEN, 1 ♀ JFH. – Turkey, Dilek Yarımadası, 18. IV. 1988 leg. KESKIN, 1 ♂ JFH. – Turkey, Antalya, Demre near Finike, leg. PETROVITZ & RESSL, 1 ♂ HNHM. – Turkey, Antalya, Finike, 3 km E Kale, 7. III. 1977 leg. SCHEUERN, 1 ♂ SMNS. – Turkey, Isparta, S Egridir, Davras Dag, 1400–1800 m (forest zone), 22.–24. VII. 1971 leg. HEINZ, 1 ♂ SMNS. – Turkey, SW Olympos, ruines, 1. X. 1986 leg. RÄHLE, 1 ♂ RGT. (See fig. 22.)

Remarks: Body length 5.0–7.0 mm, male protibia with the medial edge not protruding, male mesotibia unmodified, male profemur at ventrolateral edge with short setation or without any setation, male metafemur at ventrolateral edge with short setation, pronotal punctures separated, propleures with longitudinal wrinkles, aedeagus see fig. 19.

5. Species key of the eastern Mediterranean species of the genus *Colpotus*

- 1 Propleures with longitudinal wrinkles 2
– Propleures with rough but not longitudinal wrinkles, or with separated punctures, or nearly without any punctation 5
- 2 Male mesotarsus strongly dilated (figs. 9–10) 3
– Male mesotarsus not strongly dilated (fig. 11) 4
- 3 Male mesotibia with deep dorsobasal excavation (fig. 7), parameres with blunt tip (fig. 21) *byzantinicus*
– Male mesotibia unmodified (fig. 8) without deep dorsobasal excavation, parameres with modified tip (fig. 12) *schuberti*
- 4 Pronotal punctures separated, parameres rounded at the tip (fig. 19) *vogti*
– Pronotal punctures strigose, parameres with a tooth on outer border of the tip (fig. 17) *sulcatus*
- 5 Propleures with rough but not longitudinal wrinkles or mostly with rather rough punctures 6
– Punctures of propleures finer or propleures nearly without any punctation 7
- 6 Punctures on lateral part of pronotum strigose and forming longitudinal wrinkles, shape of body see fig. 1, size 7.0–9.0 mm *pectoralis*
– Punctures on pronotum separated, shape of body ovoid (fig. 2), size 5.5–6.0 mm *ovoideus* n.sp.
- 7 Elytral rows with strong punctures, intervals only a little wider than punctate rows. Punctures of propleures fine and confluent 8
– Elytral rows with fine punctures, intervals several times wider than punctate rows. Punctures of propleures finer, confluent only near coxa or propleures nearly without any punctation 9
- 8 Sides of pronotum slightly rounded (fig. 4). Parameres bidentate at the tip (fig. 18) *dentatus* n.sp.
– Sides of pronotum subparallel (fig. 3). Parameres hooked at the tip (fig. 13) *reitteri*
- 9 Punctures of propleures fine but distinct. Parameres rounded at the tip (fig. 15) *punctipleuris*
– Propleures nearly without any punctation. Parameres with a distinct distolateral narrow barbed hook (fig. 14) *adebratti*.

6. References

- ALIQUÒ, V. & LEO, P. (1996): I coleotteri tenebrionidi delle Madonie (Sicilia) (Coleoptera, Tenebrionidae). – *Naturalista sicil.* (4) **20**: 281–304; Palermo.
- GARDINI, G. (1975): Materiali per le studio dei Tenebrionidi dell'Arcipelago Toscano (Col. Heteromera). – *Lav. Soc. ital. Biogeogr. (NS)* **5**: 637–723; Forli.
- ESPAÑOL, F. (1953): Los *Colpotus* del Mediterraneo occidental (Col. Tenebrionidae). – *Eos* **29**: 123–142; Madrid.
- FERRER, J. (1992): *Colpotus faldermanni* Baudi (syn.n.) is found identical to *Pedinus strigosus* Faldermann (Col. Tenebrionidae). – *Nouv. Revue Ent. (NS)* **9**: 160; Fontenay-sous-Bois.
- FERRER, J. & SOLDATI, L. (1999): Contribution à l'étude des Tenebrionidae de Turquie (Insecta, Coleoptera). – *Entomofauna* **20**: 53–92; Ansfelden.
- KOCH, C. (1944): Die Tenebrioniden Kretas (Col.). – *Mitt. münch. ent. Ges.* **34**: 255–386; München.
- MEDVEDEV, G. S. (1968): Tenebrionidae (Opatrinae). – *Fauna SSSR* **19** (2): 1–285; St. Petersburg. [in Russian]
- REITTER, E. (1904): Bestimmungs-Tabelle der Tenebrioniden-Unterfamilien: Lachnogyni, Akidini, Pedinini, Opatrini und Trachyscelini aus Europa und den angrenzenden Ländern. – *Verh. naturf. Ver. Brünn* **42**: 25–189; Brno.

Authors' addresses:

Dr. ROLAND GRIMM, Denzenbergstr. 44, D-72074 Tübingen, and
 Dr. WOLFGANG SCHAWALLER, Staatliches Museum für Naturkunde (Museum am Löwentor),
 Rosenstein 1, D-70191 Stuttgart, Germany.

ISSN 0341-0145

Schriftleitung: Dr. Wolfgang Seeger, Rosenstein 1, D-70191 Stuttgart
Gesamtherstellung: Gulde-Druck GmbH, D-72072 Tübingen

ZOBODAT - www.zobodat.at

Zoologisch-Botanische Datenbank/Zoological-Botanical Database

Digitale Literatur/Digital Literature

Zeitschrift/Journal: [Stuttgarter Beiträge Naturkunde Serie A \[Biologie\]](#)

Jahr/Year: 2000

Band/Volume: [615_A](#)

Autor(en)/Author(s): Schawaller Wolfgang, Grimm Roland

Artikel/Article: [The Genus *Colpotus* Mulsant & Rey \(Coleoptera: Tenebrionidae\) in the Eastern Mediterranean Region, with Descriptions of Two New Species 1-15](#)