

Z.Arb.Gem.Öst.Ent.	49	115-117	Wien, 30. 11. 1997	ISSN 0375-5223
--------------------	----	---------	--------------------	----------------

## *Hypoganus tibetis* sp. nov. from China (Coleoptera: Elateridae: Ctenicerini)

Petr ČECHOVSKÝ & Vít KUBÁN

### Abstract

*Hypoganus tibetis* sp. nov. from SW China (NW Yunnan) is described. A differential diagnosis between *H. tibetis* sp. nov. and *H. miyatakei* OHIRA is given.

Key words: Taxonomy, new species, Coleoptera, Elateridae, Denticollinae, Ctenicerini, *Hypoganus tibetis* sp. nov., Palaearctic realm.

### Introduction

The genus *Hypoganus* KIESENWETTER, 1858, was represented by three species in the Palaearctic realm and by two species in the Nearctic realm, i.e. *H. rotundicollis* (SAY, 1825) and *H. sulcicollis* (SAY, 1836), which are mentioned by GURJEVA (1989: 108) as new combinations. The general body shape, aedeagus and shape of antennal segment 3 of *H. tibetis* sp. nov. are most similar to those of *H. miyatakei* OHIRA from Japan. We based a comparison of both species on descriptions and figures by OHIRA (1966) and KISHII (1987).

### Material

Type specimens are deposited in the following collections (abbreviations as used in the text): OSCB, Coll. O. Šauša, Bratislava, Slovakia; PCCB, Coll. P. Cechovský, Brno, Czech Republic; PCCV, Coll. P. Cate, Vienna, Austria; VKCB, Coll. V. Kubán, Brno, Czech Republic. We thank P. Cate, J. Mertlík (Hradec Králové) and O. Šauša for allowing us to study material and for further information.

### *Hypoganus tibetis* sp. nov. (Figs 1-3)

Type locality. SW China, NW Yunnan prov., Yulongshan mts., 27°14' N 100°15' E, 3300 m.


Type specimens. Holotype male (VKCB): "YUNNAN 3300 m 27.14N 100.15E YULONGSHAN mts. N slope 5/7.[19]92". Paratypes: 1 male (PCCB): SW China, NW Yunnan prov., Yulongshan mts., 27°10' N 100°13' E, 3300 m, 16. - 19. vi. 1993; 1 female (PCCV), same, but: Baishui, 27°08' N 100°14' E, 2900 - 3500 m, 10. vii. 1990; 1 male and 4 females (PCCB, PCCV, VKCB), same, but: Heishui, 27°13' N 100°19' E, [no data on elevation], 1. - 19. vii. 1992, E. Jendek leg.; 4 females (OSCS, PCCB), same, but: [no coordinates], 50 km N of Lijiang, 24. - 29. vi. 1993, E. Jendek & O. Šauša leg.

### Description

Holotype (Fig. 1). Length 10.0 mm, width 2.8 mm. Body elongate, widest in hind third, almost flat. Head and pronotum shiny black, hind angles of pronotum slightly brownish. Antennae dark brown, legs somewhat lighter. Elytra dark brown with metallic shine. Pubescence formed by grey, thin and decumbent hairs.

Head convex, from hind third to clypeal margin with wide triangular depression between eyes. Clypeal margin bordered at sides. Eyes large and very convex. Disc with fine, sparse puncturation, which is somewhat coarser in anterior portion. Antennae (Fig. 2) elongate, serrated from segment 4 on. Two segments extending beyond hind angles of pronotum. Second segment short, length/width ratio 7 : 5, segment 3 coniform, somewhat longer than second.

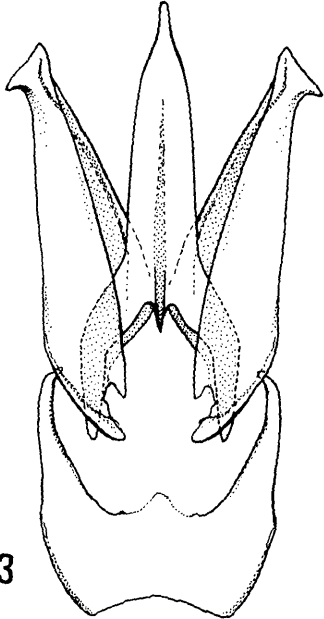
Pronotum somewhat (about 1.1 x) wider than long, almost parallel-sided, very narrowly bordered at both lateral and frontal margins. Pronotal furrow weakly indicated in basal part. Pronotum with fine and sparse puncturation, with almost imperceptible wrinkles at sides of disc. Hind angles sharp,



2



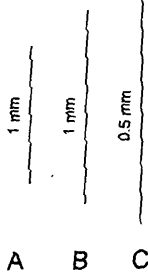
3



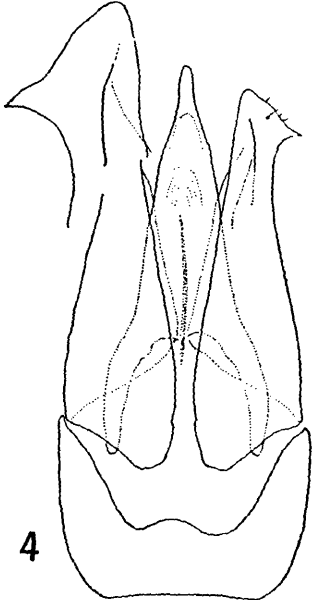
A

B

C



4



Left side: Figs. 1-4. *Hypoganus tibetis* sp.nov., dorsal aspect: (1) habitus, (2) antenna and (3) aedeagus; *H. miyatakei* OHIRA, 1966 [according to OHIRA 1966]: (4) aedeagus dorsally. Holotypes figured. Scales: A: Fig. 1; B: Fig. 2; C: Figs 3, 4.

carinate, strongly divergent. Scutellum with grey pubescence at base, flat, longer than wide, widest in basal third, tapered backwards.

Elytra wider than pronotum and almost 5 × longer. Elytra 3 × longer than their width at base, parallel-sided in anterior 2/3, widest in hind third. Striae deep, irregularly punctated, striae 3 and 4 connected in apical fifth. Intervals smooth and weakly convex; with very fine, irregular and decumbent pubescence.

Aedeagus as shown in Fig. 3.

Female. Length 11.0 mm, width 3.2 mm. Body wider than that in male. Pronotum wider than long, widest in middle, strongly tapered toward base, as wide as elytra in their basal portion. Antennae short, weakly serrated from segment 3 on, nearly reaching posterior angles of pronotum.

Variability. Males: length 10.0-10.1 mm, width 2.8-2.9 mm; females: length 11.0-11.3 mm, width 3.1-3.4 mm.

Distribution. SW China (NW Yunnan).

Etymology. Substantive in genitive, derived from a geographical name of the area where the species was caught.

Differential diagnosis. *Hypoganus inunctus* (LACORDAIRE) and *H. stepanovi* (DENISOVA) differ from the described species in antennal segment 4, which is as long as wide. *H. miyatakei* OHIRA differs from *H. tibetis* sp.nov. in (1) shorter antennae, which scarcely reach hind angles of pronotum, (2) square-shaped pronotum, (3) shorter elytra, which are only 2.5 × longer than wide at base, (4) shape of aedeagus (Fig. 4).

#### REFERENCES

- GURJEVA, E. L. 1989. Fauna of USSR. Coleoptera. Click-beetles (Elateridae). Subfamily Athoinae. Tribe Ctenicerini. 12 (3). Nauka, Leningrad. 296 pp (in Russian).
- KISHII, T. 1987. A taxonomic study of the Japanese Elateridae (Coleoptera), with the keys to the subfamilies, tribes and genera. T. Kishii, Kyoto, 262 pp.
- OHIRA, H. 1966. New or little-known Elateridae from Japan. X (Coleoptera). Trans. Shikoku entomol. Soc. 9: 41-43.

Authors' addresses: Petr ČECHOVSKÝ, Záhumenice 34, CZ-619 00 Brno, Czech Republic.

Vít KUBÁŇ, MSc., Moravian Museum, Department of Entomology, Preslova 1, CZ-602 00 Brno, Czech Republic.

# ZOBODAT - [www.zobodat.at](http://www.zobodat.at)

Zoologisch-Botanische Datenbank/Zoological-Botanical Database

Digitale Literatur/Digital Literature

Zeitschrift/Journal: [Zeitschrift der Arbeitsgemeinschaft Österreichischer Entomologen](#)

Jahr/Year: 1997

Band/Volume: [49](#)

Autor(en)/Author(s): Cechovský Petr, Kubán Vit

Artikel/Article: [Hypoganus tibetis sp.nov. from China \(Coleoptera: Elateridae: Ctenicerini\). 115-117](#)