

Z.Arb.Gem.Öst.Ent.	56	61-63	Wien, 30. 6. 2004	ISSN 0375-5223
--------------------	----	-------	-------------------	----------------

## A new subspecies of *Micropterix corcyrella* WALSINGHAM, 1919 (Micropterigidae)

Michael A. KURZ, Marion E. KURZ & Hans Christof ZELLER-LUKASHORT

### Abstract

*Micropterix corcyrella cephaloniensis* ssp. n. is described from the Greek island of Cephalonia and compared with its closest relatives, i.e. *Micropterix corcyrella corcyrella* WALSINGHAM, 1919, and *Micropterix aruncella* (SCOPOLI, 1763). The new subspecies is well characterized by the markings of the forewing.

Key words: Insecta, Lepidoptera, Micropterigidae, *Micropterix corcyrella*, new subspecies, Greece, Cephalonia

### Zusammenfassung

Von der griechischen Insel Kephallinia wird *Micropterix corcyrella cephaloniensis* ssp. n. beschrieben und mit ihren nächsten Verwandten verglichen. Dies sind *Micropterix corcyrella corcyrella* WALSINGHAM, 1919 und *Micropterix aruncella* (SCOPOLI, 1763). Die neue Unterart ist sehr gut durch die Vorderflügelzeichnung charakterisiert.

### Introduction

During a collection trip to the Greek island of Cephalonia in 2001, Mr. O.S. Flint Jr., USA, found specimens of a new subspecies of *Micropterix corcyrella* WALSINGHAM, 1919.

Although very similar in wing pattern to another species of the genus, *Micropterix aruncella* (SCOPOLI, 1763), the new subspecies is clearly assignable to *Micropterix corcyrella* WALSINGHAM, 1919 by characters of the male genitalia. In contrast to the typical subspecies the new subspecies shows a significant sexual dichroism.

### *Micropterix corcyrella cephaloniensis* ssp. n.

HOLOTYPE: ♂: "GREECE: Cephalonia; Sparthi to Poros; 38° 06,8'N 20° 46,7'E; 14. April 2001; O.S. Flint, Jr." (genitalia preparation no. Michael Kurz), coll. United States National Museum of Natural History, Washington

PARATYPES: 2♂♂, 4♀♀: same data; coll. United States National Museum of Natural History, Washington, Michael Kurz and Christof Zeller

DESCRIPTION. Adult (fig. 1). Forewing length: ♂ 3.3 - 3.5 mm; ♀ 3.4 - 3.8 mm; wing expanse: appr. 7 - 8 mm. Head yellow; antennae almost 3/4 (male) or about 1/2 (female) of forewing length, golden fuscous. Thorax and tegulae bronzy golden with purple to bluish scales in the distal part; forewings of male bronzy golden, apically coppery; wing markings distinct, silvery white; a fascia at 1/4 of variable width; a similar fascia at 1/2; at 3/4 a similar, inwardly directed fascia from costa to centre of wing; cilia pale golden,

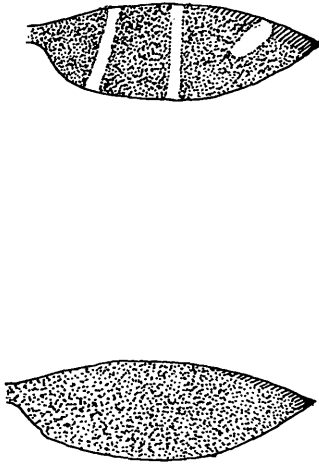


Fig. 1: *Micropterix corcyrella cephalonia* ssp. n., schematic drawings of the forewings (top: male, bottom: female)

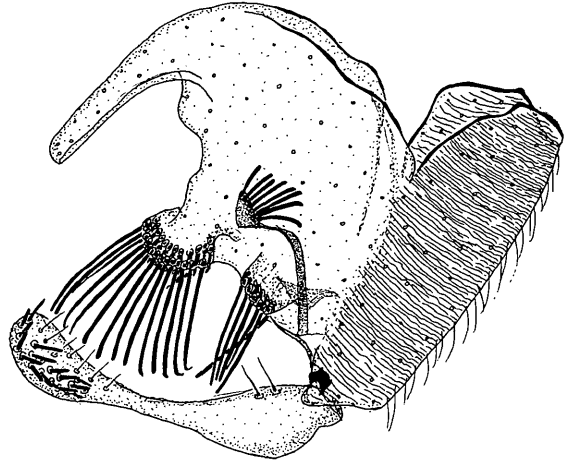


Fig. 2: *Micropterix corcyrella cephalonia* ssp. n., male genitalia (paratype)

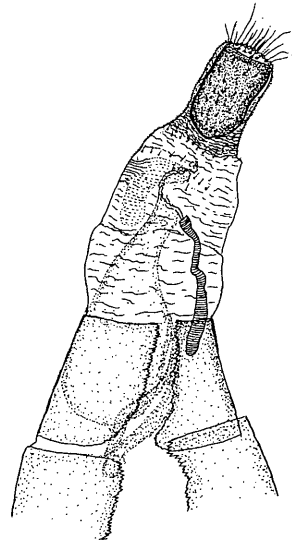


Fig. 3: *Micropterix corcyrella cephalonia* ssp. n., female genitalia (paratype)

apically whitish; hindwings coppery to bronzy golden, apically with a slight purple tinge; cilia bronzy golden, apically pale golden; forewings of female bronzy golden without any markings, but with a slight purplish tinge along the margins of the wing; cilia bronzy golden, apically pale golden; hindwings resembling those of the male; legs and abdomen golden fuscous.

*Male genitalia* (Fig. 2) (n = 1). Uncus moderately long and slender; accessory claspers reduced, inside the tegumen bending upwards, slender, spatulate distally; on inner surface of upper margin of the accessory claspers 8 - 10 long, distally hooked and inwardly bent

setae; distal margin of tegumen broadened on both sides to a chitinous lobe bearing an upper row of very short, stout setae and a lower row of about 14 very long, straight, distally tapered or hooked setae; beneath this first lobe a second, smaller one, also bearing an upper row of very short, stout setae and a lower row of 6 very long, straight setae; valva relatively short, slightly bent, narrowed beyond middle, distally spatulate; on inner surface two rows of shorter setae at the spatulate part; postbasally two setae on inner surface; aedoeagus typical for the genus, relatively short and narrow, without cornuti.

*Female genitalia* (Fig. 3) (n = 2). 9. tergite missing; 9. sternite much reduced, medially narrowed and very weakly sclerotized; anal papillae with characteristic, well sclerotized plates on both sides; bursa copulatrix moderately long and slender, distinctly narrowed at about one quarter of its length, with transverse stripes along the whole body, which is typical for the genus; ovaries simple.

DIAGNOSIS. Externally the new subspecies is quite well separated from the typical form by its more bronzy golden not reddish golden ground color and by the complete lacking of any markings in the female. The typical form does not show any sexual dichroism.

Males and females of the new subspecies very closely resemble *Micropteryx aruncella* (SCOPOLI, 1763), but the males can be distinguished externally by the better developed marking, the females by lacking the strong purple suffusion at the base of the costa.

Both male and female genitalia are very characteristic for the species, distinguishing it clearly from all other species of the genus, whereas the new subspecies does not show any significant differences from the typical form.

DISTRIBUTION. To our present knowledge, *M. corcyrella cephaloniensis* ssp. n. seems to be an endemic of the Greek island of Cephalonia, whereas the typical form is known from Corfu to Macedonia.

#### Acknowledgements

We are grateful to Dr. Don Davis, United States National Museum of Natural History, Washington, for the loan of material.

#### REFERENCES

WALSINGHAM, LORD, 1919. New species of *Aristotelia* and *Micropteryx*; Ent. Rec. J. Var. 31, p. 10 – 12.

Anschrift der Verfasser: Mag. Michal KURZ, 5400 Rif, Reischenbachweg 2, [michael.kurz@gmx.at](mailto:michael.kurz@gmx.at)

Dr. Marion KURZ, 5303 Thalgau, Sportplatzstr. 23, [marion.kurz@gmx.at](mailto:marion.kurz@gmx.at)

Mag. Hans Christof ZELLER-LUKASHORT, 5303 Thalgau, Unterdorf 118, [christof.zeller@gmx.net](mailto:christof.zeller@gmx.net)

# ZOBODAT - [www.zobodat.at](http://www.zobodat.at)

Zoologisch-Botanische Datenbank/Zoological-Botanical Database

Digitale Literatur/Digital Literature

Zeitschrift/Journal: [Zeitschrift der Arbeitsgemeinschaft Österreichischer Entomologen](#)

Jahr/Year: 2004

Band/Volume: [56](#)

Autor(en)/Author(s): Kurz Michael, Kurz Marion E., Zeller-Lukashort Christof H.

Artikel/Article: [A new subspecies of \*Micropterix corcyrella\* Walsingham, 1919 \(\*Micropterigidae\*\). 61-63](#)