



1 $\frac{1}{2}$

Malleomyces equestris



2 $\frac{2}{3}$



3 $\frac{1}{2}$




4 $\frac{2}{3}$



5 $\frac{1}{2}$



11 $\frac{1}{2}$



10


8 $\frac{2}{3}$



9 $\frac{2}{3}$



6 $\frac{1}{2}$



7 $\frac{2}{3}$



19 $\frac{2}{3}$



20 $\frac{2}{3}$



14 $\frac{2}{3}$



15 $\frac{2}{3}$



16 $\frac{2}{3}$



17 $\frac{2}{3}$



18 $\frac{2}{3}$



23 $\frac{1}{2}$

a sch h g e b i k




24 $\frac{1}{2}$



25 $\frac{1}{2}$



26 $\frac{2}{3}$



22 $\frac{2}{3}$



29 $\frac{1}{2}$

13



31 $\frac{1}{2}$



32 $\frac{2}{3}$



33 $\frac{1}{2}$

12



12 $\frac{1}{2}$



2



3

Struktur der Warzen

ZOBODAT - www.zobodat.at

Zoologisch-Botanische Datenbank/Zoological-Botanical Database

Digitale Literatur/Digital Literature

Zeitschrift/Journal: [Zeitschrift für Parasitenkunde](#)

Jahr/Year: 1872

Band/Volume: [3 1872 T](#)

Autor(en)/Author(s): diverse

Artikel/Article: [Tafel II II](#)